

CLASSIC LADY — MATTHEWS



Builder: MATTHEWS

Year Built: 1958

Model: Cruiser

Price: PRICE ON APPLICATION

Location: United States

LOA: 42' 0" (12.80m)

Beam: 13' 0" (3.96m)

Min Draft: 3' 4" (1.02m)

Max Draft: 3' 4" (1.02m)

Our experienced yacht broker, Andrey Shestakov, will help you choose and buy a yacht that best suits your needs **CLASSIC LADY — MATTHEWS** from **our catalogue**. Presently, at **Shestakov Yacht Sales Inc.**, we have a wide variety of yachts available on **our sale's list**. We also work in close contact with all the big **yacht manufacturers** from all over the world.

If you would like to buy a yacht **CLASSIC LADY — MATTHEWS** or would like help answering any questions concerning purchasing, selling or chartering a yacht, please call **+1(954)274-4435**

TABLE OF CONTENTS

TABLE OF CONTENTS	2
SPECIFICATIONS	5
Overview	5
Basic Information	5
Dimensions	5
Speed, Capacities and Weight	5
Accommodations	5
Hull and Deck Information	6
Engine Information	6
DETAILED INFORMATION	7
Introduction	7
Walkthrough	7
Deckhouse Saloon	8
Galley	8
Owner's/Master Cabin	8
Head & Shower	9
Forward Cabin	9
Cockpit	9
Navigation & Electronics	10
Engine & Mechanical	10
Electrical	10
Hull & Deck Equipment	11
Exclusions	11
Disclaimer	11
PHOTOS	12
Aerial view - underway	12
Stern Profile	12
Saloon looking aft	12

Aft Cockpit	12
Swing-up Table in front of Lower Helm	12
Flybridge Helm	12
Lower Helm	13
Lower Helm Electronics	13
Lower Helm Instrumentation	13
Galley	13
Galley to starboard	13
Galley Refrigerator/Freezer	13
Owners Cabin - port berth	13
Owners Cabin - starboard berth	13
Owners starboard berth	14
Forward Guest Cabin	14
Forward Guest Cabin	14
Reverse Cycle A/C	14
Port Profile	14
Starboard Profile	14
Cummins Diesel Engines	14
Wine & Glass Rack	14
Shower	15
Head & Shower	15
Shower & Sink	15
Saloon forward	15
Saloon looking aft	15
Lower Helm	15
Flybridge Helm	15
Flybridge Helm	15
Front Deck view from Flybridge	16
Flybridge Helm	16

Seating in Flybridge	16
Flybridge aft	16
Cockpit viewed from Flybridge	16
Starboard Side Deck	16
Front Deck	16
Cabin & Flybridge Profile	16
April Featured Matthews in 2016 Calendar	17
Cockpit to starboard	17
CONTACTS	18
Contact details	18
Telephones	18
Office hours	18
Address	18

SPECIFICATIONS

Overview

CLASSIC LADY is a very fine example of the boat your Dad or Grandad may have had and on which you were introduced to boating. She has twin Cummins 6BTA engines and is well equipped to cruise and do those wine & cheese sunset cruises you've always wanted to do--in style and very economically!

Basic Information

Category: Cruiser

Sub Category: Sedan Cruiser

Model Year: 1958

Year Built: 1958

Country: United States

Fly Bridge: Yes

Cockpit: Yes

Dimensions

LOA: 42' 0" (12.80m)

Beam: 13' 0" (3.96m)

Min Draft: 3' 4" (1.02m)

Max Draft: 3' 4" (1.02m)

Speed, Capacities and Weight

Displacement: 23000 Pounds

Water Capacity: 100 Gallons

Holding Tank: 40 Gallons

Fuel Capacity: 200 Gallons

Accommodations

Total Cabins: 2

Total Berths: 4

Sleeps: 4

Total Heads: 1

Hull and Deck Information

Hull Material: Wood

Engine Information

Engines: 2

Manufacturer: Cummins

Model: 6BTA5.9

Engine Type: Inboard

Fuel Type: Diesel

DETAILED INFORMATION

Introduction

"Wherever you cruise...you'll find a Matthews" (credit Matthews factory brochure). **CLASSIC LADY** is the April featured boat in the Matthews 2016 calendar. And she fully deserves to be! She will also be featured at the Palm Beach Vintage Regatta on February 20, 2016. This is a spectacular vessel that must be seen to be appreciated - not just in pictures. She has been fully restored and is absolutely stunning. She will take you back in time to when your Dad or Grand Dad took you fishing and introduced you to boating. She will turn heads where ever you go - get used to seeing the Thumb's Up Salute. The constant goal of the Matthews designers was to build for those discriminating yachtsmen who admire the beauty of honest, simple lines. She has husky, overweight construction with unsurpassed seaworthiness, comfortable riding qualities, and extra long life (as attested by the fact she is 58 years old and still running and looking strong).

CLASSIC LADY comes with complete documentation with ownership tracking back to the original owner with original invoice, brochures, etc. Even has B&W photos of factory maiden test run. She has been a northern boat up until January 2015. The Flybridge was a factory option with full controls, as were the teak side decks.

Walkthrough

She has a nice wide open cockpit with period chairs to allow seating however you want it. On both the port and starboard sides there is mahogany two steps up to the outside side decks to the bow. On the portside is the ladder leading up to the bimini protected Flybridge with centerline Captain seating, and portside seating facing fore and aft.

The doors between the Cockpit and the hardtop protected Deckhouse Saloon open up completely for one very open feeling between Saloon and Cockpit. Like the Cockpit the Deckhouse Saloon is furnished with period chairs and furniture in keeping with the 1950's theme. The lower helm is to starboard.

Forward and down four steps to the well equipped Galley on the starboard and Head with separate Shower on the port.

Just forward of that through the passageway is the Owner's Stateroom with a double berth to port and another to starboard. There is lots of locker and drawer storage.

Forward of that is two more berths in the V of the bow, also with lots of storage with rope locker at the peak.

Deckhouse Saloon

The Deckhouse Saloon on CLASSIC LADY is fully protected from the elements with sliding opening glass on the side enclosures, two fixed panes and one center opening window for the windshield, and four opening doors aft to the cockpit. The hardtop structure provides full support for the Flybridge and has varnished mahogany strips over the painted white ceiling - very tasteful and fine craftsmanship. The sole is teak with three large opening hatches for engine access, with a very tasteful palm carpet on the floor.

There are two rattan style chairs, two captains folding chairs and two teak high chairs for seating in the Deckhouse Saloon. The windows are low enough for complete visibility while seated. There's also a weaved storage chest/table, and lamp. There's a built-in wine and glass cabinet forward and to port.

The lower helm is forward and to starboard and will be covered in the LOWER HELM section. There is a hinged mahogany table in front of the helm that hinges up from the starboard for service setups when entertaining (think Wine & Cheese Cruises), or to eat at with the two folding teak high chairs.

Galley

The U-shaped Galley is down from the Saloon by four steps and to the starboard side. Facing directly to starboard in the Galley, there is a 3-burner 110v electric smooth top Princess range with electric oven and large drawer storage below. There is a microwave oven overhead. Also a stainless steel sink with hot & cold faucet facing outboard and a large drop-in refrigerator/freezer to the aft (right). There is lighted overhead cabinets and an opening side porthole. There is below counter trash storage. Also recessed liquor cabinet with hidden valuables box. To the forward side (left) is more countertop and more storage below in a drawer and cabinet. There are LED lights overhead.

The entire Galley is finished in teak and holly on the flooring and mahogany on the countertops. Again, very period correct.

Owner's/Master Cabin

- (2) Berths; port side is double berth size
- 4 Drawer Bureau
- Teak and Holly sole
- (2) Large closets
- (1) Overhead opening hatch
- 12v and 110v lighting

- (2) Opening side portholes
- New walls & ceiling with original cabinetry

Head & Shower

Opposite the Galley on the port side is the Head with a separate enclosed Shower. There is a porcelain toilet and porcelain sink, and a large medicine cabinet over the sink. All new head, holding tank and plumbing.

The full standup Shower has plenty of room. It has a side opening porthole and incorporates locker storage. The shower has hot and cold single lever faucet with a vertically adjustable overhead rain style shower head. The shower curtain is a sliding affair completely enclosing the shower and protecting the Head from water intrusion. There is a shower pumpout drain in the bottom of the galvanized water pan.

Forward Cabin

The forward cabin sleeps two comfortably in port and starboard single berths. There is an opening overhead hatch with screen. There is lots of storage under the berths. Forward in the peak is the rope locker accessible behind a hatch door. There is a teak and holly sole.

- Magazine rack
- Rope locker
- Center table between berths
- Storage under berths
- Teak and Holly sole
- Overhead hatch with screen
- Solid closing door
- Hull side shelf storage
- 12v lighting
- Teak Medicine Cabinet with mirror

Cockpit

- Teak sole
- Bilge access hatches
- (2) Two step steps port and starboard to side decks
- Swim Ladder
- Ladder to bridge
- Teak swim platform
- Mahogany stern flag staff

- (2) In gunnel fishing rod holders
- Fuel gauges on top of tanks under small teak reveal hatches

Navigation & Electronics

FLYBRIDGE HELM

- Dual throttle & shifting controls
- Ships steering wheel with SS ring around outside
- Compass
- Garmin 4208 color chart plotter
- Nautical helm chair ladder & arms brightwork
- Full set of engine gauges
- Venturi style windshield
- Lenco Electronic trim tabs w/LED display

LOWER HELM

- Dual throttle & shifting controls
- Ships steering wheel
- Lenco trim tab controls
- Compass
- Garmin 740S touch screen color chart plotter
- Garmin 200 VHF
- Engine Gauges (Tach, Oil pressure, Amps, Temp)

Engine & Mechanical

- Twin Cummins 6BTA5.9 250hp fresh water cooled installed 1989 w/908hrs port, and 1242hrs starboard
- Aftercoolers, heat exchangers, hoses all services 25hours ago
- ZF Hurth Transmissions 2.04 to 1 ratio
- Aquamat #22 SS 1 1/2" drive shafts
- Four blade bronze propellers 24 x 24
- Adjustable bronze hexagonal type shaft logs
- Lenco electric trim tabs
- Lunaire Marine 6K BTU reverse cycle air conditioning unit
- Groco electric toilet with Y valve
- Plastic holding tank (40 gallons)
- Fuel polished 01/2015

Electrical

- Wired and plumbed for a genset that was in there previously
- (6) 12v wet cell Batteries in enclosed battery boxes
- 30 amp shore power

Hull & Deck Equipment

- Stainless Steel Danforth 25lbs (on deck)
- Fortress FX22
- Keel under hull with protective skeg
- Heavy duty chrome bronze bow pulpit with side rails and stanchions back to cabin windshield; then mahogany railing with stanchions back to end of cabin house
- Mahogany mast (spar) with yardarm
- Stern mahogany Flagstaff

Exclusions

Owner's personal belongings.

Disclaimer

The Company offers the details of this vessel or yacht in good faith but cannot guarantee or warrant the accuracy of this information nor warrant the condition of the vessel. A buyer should instruct his representatives, agents, or his surveyors, to investigate such details as the buyer desires validated. This vessel or yacht is offered subject to prior sale, price change, or withdrawal without notice.

PHOTOS

Aerial view - underway



Stern Profile




Saloon looking aft



Aft Cockpit



Flybridge Helm



Swing-up Table in front of Lower Helm



Lower Helm



Lower Helm Electronics



Lower Helm Instrumentation



Galley



Galley to starboard



Galley Refrigerator/Freezer



Owners Cabin - port berth



Owners Cabin - starboard berth



Owners starboard berth



Forward Guest Cabin



Forward Guest Cabin



Reverse Cycle A/C



Port Profile



Starboard Profile



Cummins Diesel Engines



Wine & Glass Rack



Shower



Head & Shower



Shower & Sink



Saloon forward



Saloon looking aft



Lower Helm



Flybridge Helm



Flybridge Helm



Front Deck view from Flybridge



Flybridge Helm



Seating in Flybridge



Flybridge aft



Cockpit viewed from Flybridge



Starboard Side Deck




Front Deck




Cabin & Flybridge Profile



Cockpit to starboard



April Featured Matthews in 2016 Calendar



CONTACTS

Andrey Shestakov, leading yacht broker of the sales department of Shestakov Yacht Sales Inc. Shestakov Yacht Sales Inc., the official representative of the Miami/Fort Lauderdale FL headquarters.

Contact details

Email: **andrey@shestakovyachtsales.com**

Web: shestakovyachtsales.com/en/

Telephones

USA: **+1(954)274-4435**

Office hours

Monday – Saturday: **9:00 - 21:00** EDT

Sunday: **closed**

Address



Harbour Towne Marina, 850 NE 3rd St, STE 213, Dania, FL 33004