

LATTITUDES — JEFFERSON



Builder: JEFFERSON

Year Built: 1990

Model: Motor Yacht

Price: PRICE ON APPLICATION

Location: United States

LOA: 45' 0" (13.72m)

Beam: 14' 5" (4.39m)

Min Draft: 3' 0" (0.91m)

Max Draft: 3' 0" (0.91m)

Cruise Speed: 16 Kts. (18 MPH)

Max Speed: 20 Kts. (23 MPH)

Our experienced yacht broker, Andrey Shestakov, will help you choose and buy a yacht that best suits your needs **Lattitudes — JEFFERSON** from **our catalogue**. Presently, at **Shestakov Yacht Sales Inc.**, we have a wide variety of yachts available on **our sale's list**. We also work in close contact with all the big **yacht manufacturers** from all over the world.

If you would like to buy a yacht **Lattitudes — JEFFERSON** or would like help answering any questions concerning purchasing, selling or chartering a yacht, please call **+1(954)274-4435**

TABLE OF CONTENTS

TABLE OF CONTENTS	2
SPECIFICATIONS	6
Overview	6
Basic Information	6
Dimensions	6
Speed, Capacities and Weight	6
Accommodations	7
Hull and Deck Information	7
Engine Information	7
DETAILED INFORMATION	8
45' Jefferson Vessel Walkthrough	8
45' Jefferson Accommodations	8
45' Jefferson Salon	8
45' Jefferson Galley	8
45' Jefferson Dining	9
45' Jefferson Master Stateroom	9
45' Jefferson Guest Stateroom	9
45' Jefferson Flybridge	9
45' Jefferson Sundeck	9
45' Jefferson Cockpit	9
45' Jefferson Audio/Visual Equipment	10
45' Jefferson Electronics	10
45' Jefferson Electrical System	11
45' Jefferson Engine/Mechanical Equipment	11
45' Jefferson Deck Equipment	12
45' Jefferson Tender	13
45' Jefferson Safety & Fire Protection	13
45' Jefferson Exclusions	13

Exclusions	13
Disclaimer	13
PHOTOS	14
45' Jefferson starboard forward profile	14
45' Jefferson port profile	14
45' Jefferson port forward profile	14
45' Jefferson port aft profile	14
45' Jefferson aft profile	14
45' Jefferson anchor windlass	14
45' Jefferson foredeck	15
45' Jefferson foredeck aft	15
45' Jefferson port side deck photo1	15
45' Jefferson port side deck photo2	15
45' Jefferson starboard side deck photo1	15
45' Jefferson starboard side deck photo2	15
45' Jefferson flybridge forward	15
45' Jefferson flybridge aft	15
45' Jefferson flybridge port	16
45' Jefferson flybridge starboard	16
45' Jefferson flybridge helm	16
45' Jefferson tender davit	16
45' Jefferson tender davit motor	16
45' Jefferson sundeck photo1	16
45' Jefferson sundeck photo2	16
45' Jefferson sundeck port	16
45' Jefferson sundeck starboard	17
45' Jefferson sundeck forward	17
45' Jefferson cockpit port	17
45' Jefferson cockpit starboard	17

45' Jefferson swimplatform	17
45' Jefferson salon forward	17
45' Jefferson salon aft	17
45' Jefferson salon port	17
45' Jefferson salon starboard	18
45' Jefferson lower helm photo1	18
45' Jefferson lower helm photo2	18
45' Jefferson galley photo1	18
45' Jefferson galley photo2	18
45' Jefferson galley photo3	18
45' Jefferson dinette photo1	18
45' Jefferson dinette photo2	18
45' Jefferson master stateroom	19
45' Jefferson master stateroom port	19
45' Jefferson master stateroom starboard	19
45' Jefferson master stateroom forward	19
45' Jefferson master stateroom tub-shower	19
45' Jefferson master stateroom head	19
45' Jefferson guest stateroom	19
45' Jefferson guest stateroom port	19
45' Jefferson guest stateroom starboard	20
45' Jefferson guest stateroom head	20
45' Jefferson guest stateroom shower	20
45' Jefferson washer-dryer	20
45' Jefferson engine room access1	20
45' Jefferson engine room access2	20
45' Jefferson engine room forward	20
45' Jefferson engine room aft	20
45' Jefferson port main engine	21

45' Jefferson port Racor fuel filter	21
45' Jefferson starboard Racor fuel filter	21
45' Jefferson starboard main engine	21
45' Jefferson fuel manifold	21
45' Jefferson oil change system	21
45' Jefferson water heater	21
45' Jefferson watermaker	21
45' Jefferson electrical panel	22
45' Jefferson generator	22
45' Jefferson battery charger	22
CONTACTS	23
Contact details	23
Telephones	23
Office hours	23
Address	23

SPECIFICATIONS

Overview

Lattitudes is a 1990 45' Jefferson cockpit motoryacht offering a 2 stateroom, 2 head layout. Her guest stateroom compares to a master stateroom on many other yachts due to her queen size berth and separate head and shower. She would be a great choice for two couples cruising the Great Loop. She would also make a great liveaboard. She also offers twin 300 hp Cummins main engines, a Westerbeke generator, full beam master stateroom, large sundeck with a wetbar and a cockpit to make line and fender handling and boarding the yacht easier.

Basic Information

Category: Motor Yacht	Sub Category: Aft Cabin
Model Year: 1990	Year Built: 1990
Country: United States	Vessel Top: Bimini Top
Fly Bridge: Yes	Cockpit: Yes

Dimensions

LOA: 45' 0" (13.72m)	Beam: 14' 5" (4.39m)
Min Draft: 3' 0" (0.91m)	Max Draft: 3' 0" (0.91m)
Clearance: 19' 0" (5.79m)	

Speed, Capacities and Weight

Cruise Speed: 16 Kts. (18 MPH)	Max Speed: 20 Kts. (23 MPH)
Displacement: 28000 Pounds	Water Capacity: 200 Gallons
Holding Tank: 40 Gallons	Fuel Capacity: 420 Gallons

Accommodations

Total Cabins: 2

Total Berths: 3

Sleeps: 4

Total Heads: 2

Hull and Deck Information

Hull Material: Fiberglass

Deck Material: Composite Fiberglass

Hull Configuration: Modified V-Hull

Hull Color: White

Hull Finish: Aluminum

Engine Information

Engines: 2

Manufacturer: Cummins

Model: 6BTA 5.9-M2

Engine Type: Inboard

Fuel Type: Diesel

DETAILED INFORMATION

45' Jefferson Vessel Walkthrough

From the swimplatform, you walk through the transom gate into the cockpit and then step up the short ladder to the sundeck. Once inside the sundeck, you can walk through either wing door to the side decks and foredeck, step up into the flybridge or step down into the salon. Once inside the salon, you will find a sofa to starboard, lower helm starboard forward, master stateroom port aft, benchseat/storage to port and TV and countertop port forward. Forward, you step down to find the galley to port, dinette to starboard and guest stateroom forward. Engine room access is via salon sole hatches. Carpet throughout was replaced in 2015.

45' Jefferson Accommodations

Lattitudes offers a full beam master stateroom aft with a centerline queen size berth and an ensuite head with a tub/shower, and a guest stateroom forward with island queen size berth and ensuite head with separate head and shower. The dinette converts to a double size berth also.

45' Jefferson Salon

The salon offers book shelves starboard aft, a sofa to starboard, a benchseat with storage to port, TV and countertop port forward, carpet and opening side windows with screens, blinds and curtains

45' Jefferson Galley

The galley is down and to port.

- Norcold refrigerator/freezer (2015)
- Galley Maid 3-burner electric cooktop and oven
- Mr. Coffee coffee maker
- Rival microwave oven (2014)
- Stainless steel sink
- Teak parquet sole

- Dry storage
- Storage cabinets and drawers

45' Jefferson Dining

Dining space is available at the dinette across from the galley

45' Jefferson Master Stateroom

The full beam master stateroom aft offers a centerline queen size berth (New mattress, pad and sheets - 2015), nightstands, reading lights, carpet, side windows with screens and curtains, transom hatch with screen, 2 hanging lockers, storage drawers and cabinets and a benchseat starboard aft.

45' Jefferson Guest Stateroom

The guest stateroom forward offers an island queen size berth, 2 portlights, overhead hatch, hanging locker, shelves, storage drawers and cabinets, nightstand, carpet, reading lights and an ensuite head and separate shower.

45' Jefferson Flybridge

The flybridge offers a bimini, Eisenglass enclosure (2014), L-shaped seating with storage to starboard, a benchseat with storage to port, helmseat (New cushions in 2015), full console with storage forward, non-skid deck and molded-in steps from the sundeck. Cushions were new in 2015

45' Jefferson Sundeck

The sundeck offers a hardtop, Eisenglass enclosure, non-skid deck, teak & glass wing doors to each side deck, transom gate, molded-in steps to the flybridge, stainless steel rails, double teak & glass doors to the salon, a wetbar starboard forward with a U-Line icemaker (2014), stainless steel sink and storage, 2 deck chairs and a coffee table and a Suncoast deck storage box.

45' Jefferson Cockpit

The cockpit offers a stainless steel ladder to the sundeck, non-skid deck, transom gate

to the fiberglass swimplatform, lazarette access, stainless steel fender racks, teak cap rails and a hot/cold fresh water shower.

45' Jefferson Audio/Visual Equipment

- LG flat screen TV in the salon
- Vizio HD sound bar speaker system in the salon
- Toshiba TV/DVD in the guest stateroom
- Element flat screen TV in the master stateroom
- Jensen MSR 4500 Stereo/CD/Sirius ready player on the flybridge
- West Marine & Polyplaner exterior speakers
- Shakespeare Sea Watch 2030-G TV antenna
- Engenius 8 bDi omni antenna

45' Jefferson Electronics

- Garmin GMR 18 HD Radar (2014)
- Garmin GPSMap 7212 multi-function display (2014)
- Garmin GH-12 autopilot (2014)
- Raymarine DS500X fish finder
- Raytheon Ray 420 loudhailer
- Standard Horizon GX2150 Matrix AIS+ VHF (2014)
- Standard Horizon Eclipse + VHF in the salon
- Ritchie Powerdamp magnetic compass
- Aqua Meter Saturn magnetic compass at the lower helm
- Garmin GPSMap 441 chart plotter at the lower helm
- Ubiquiti Bullet M2-HP wifi booster antenna
- Ubiquiti Poe-15 power over ethernet system

- Weems & Plath clock and barometer

45' Jefferson Electrical System

- Westerbeke 8 kW generator with approximately 3137 hours
- Newmar HDM 30 battery charger
- 2 X Interstate 8D AGM 250 amp batteries (2015)
- 1 x Interstate Group 31 generator start battery (2015)
- 50 amp shore cord (2014)
- 12vdc outlet at the lower helm
- Galvanic isolator (2014)

45' Jefferson Engine/Mechanical Equipment

- Twin Cummins 6BTA 5.9-M2 300 hp main engines with approximately 2632 hours (Serviced in July 2015)
- ZF IRM 220 A gearboxes
- Morse engine controls
- VDO gauges
- Engine synchronizer
- Seastar hydraulic steering system
- Baier main engine sea strainers and Groco ARG-1000-S generator sea strainer
- Fuel manifold
- Racor 900FG fuel filter with vacuum gauge for each main engine
- Reverso oil change system
- Bennett trim tabs
- Aqua Air reverse cycle air conditioning/heating system (2 X 16,000 BTU units) (Salon unit new in 2015)
- Seward 6 gallon water heater

- Max Water watermaker
- Fresh water filtration system (2014)
- Walvac central vacuum system
- Vacuflush head aft and Par electric head forward
- Tankwatch 4 holding tank level monitor system
- 4-bladed bronze 26" X 22" propellers
- 2" stainless steel shafts
- Main engine start motors rebuilt with new solenoids in 2015
- Starboard main engine raw water pump replaced in 2015
- Port main engine turbocharger and exhaust elbow replaced in 2015
- Macerator pump and all blackwater system hoses replaced in 2015

45' Jefferson Deck Equipment

- Quick anchor windlass with wireless remote (2014)
- Ultra 60 lb anchor (2014)
- Stainless steel anchor roller
- Stainless steel sampson post
- Stainless steel fender racks fore and aft
- Stainless steel rails
- Stainless steel deck hardware
- Non-skid deck
- Windshield cover (2015)
- Boarding gates each side
- Dockwater connection aft
- Marquipt Tide Ride gangway
- Stainless steel swim ladder

- Spreader lights (2015)
- Bottom painted in 2013

45' Jefferson Tender

- AB 10' 10 VL RIB tender (2013)
- Tohatsu 9.8 hp 4-stroke outboard (2013)
- Tender davit with Badland 2,000 lb winch
- YRM chocks (2014)

45' Jefferson Safety & Fire Protection

- Fire extinguishers
- Home Hero carbon monoxide alarm in the salon
- First Alert smoke and carbon monoxide alarm in the master stateroom
- Rule bilge pumps

45' Jefferson Exclusions

Sellers' personal belongings

Exclusions


Owner's personal belongings.

Disclaimer

The Company offers the details of this vessel or yacht in good faith but cannot guarantee or warrant the accuracy of this information nor warrant the condition of the vessel. A buyer should instruct his representatives, agents, or his surveyors, to investigate such details as the buyer desires validated. This vessel or yacht is offered subject to prior sale, price change, or withdrawal without notice.

PHOTOS


45' Jefferson starboard forward profile




45' Jefferson port profile




45' Jefferson port forward profile



45' Jefferson port aft profile




45' Jefferson aft profile



45' Jefferson anchor windlass



45' Jefferson foredeck



45' Jefferson foredeck aft




45' Jefferson port side deck photo1




45' Jefferson port side deck photo2




**45' Jefferson starboard side deck
photo1**




**45' Jefferson starboard side deck
photo2**



45' Jefferson flybridge forward



45' Jefferson flybridge aft



45' Jefferson flybridge port



45' Jefferson flybridge starboard




45' Jeffeson flybridge helm




45' Jefferson tender davit




45' Jefferson tender davit motor



45' Jefferson sundeck photo1




45' Jefferson sundeck photo2



45' Jefferson sundeck port




45' Jefferson sundck starboard



45' Jefferson sundeck forward




45' Jefferson cockpit port




45' Jefferson cockpit starboard




45' Jefferson swimplatform




45' Jefferson salon forward



45' Jefferson salon aft



45' Jefferson salon port



45' Jefferson salon starboard



45' Jefferson lower helm photo1



45' Jefferson lower helm photo2



45' Jefferson galley photo1




45' Jefferson galley photo2



45' Jefferson galley photo3



45' Jefferson dinette photo1



45' Jefferson dinette photo2




45' Jefferson master stateroom




45' Jefferson master stateroom port




**45' Jefferson master stateroom
starboard**




**45' Jefferson master stateroom
forward**




45' Jefferson master stateroom head



**45' Jefferson master stateroom tub-
shower**




45' Jefferson guest stateroom



45' Jefferson guest stateroom port




**45' Jefferson guest stateroom
starboard**




45' Jefferson guest stateroom head




**45' Jefferson guest stateroom
shower**




45' Jefferson washer-dryer




45' Jefferson engine room access1




45' Jefferson engine room access2




45' Jefferson engine room forward



45' Jefferson engine room aft




45' Jefferson port main engine




45' Jefferson port Racor fuel filter




45' Jefferson starboard main engine




45' Jefferson starboard Racor fuel filter




45' Jefferson fuel manifold



45' Jefferson oil change system



45' Jefferson water heater



45' Jefferson watermaker




45' Jefferson electrical panel



45' Jefferson generator



45' Jefferson battery charger



CONTACTS

Andrey Shestakov, leading yacht broker of the sales department of Shestakov Yacht Sales Inc. Shestakov Yacht Sales Inc., the official representative of the Miami/Fort Lauderdale FL headquarters.

Contact details

Email: **andrey@shestakovyachtsales.com**

Web: shestakovyachtsales.com/en/

Telephones

USA: **+1(954)274-4435**

Office hours

Monday – Saturday: **9:00 - 21:00** EDT

Sunday: **closed**

Address



Harbour Towne Marina, 850 NE 3rd St, STE 213, Dania, FL 33004