

## BLUE LEGEND — RICHARDSON



**Судостроитель:** RICHARDSON

**Год постройки:** 1996

**Модель:** Моторная яхта

**Цена:** ЦЕНА ЯХТЫ ПО ЗАПРОСУ

**Местонахождение:** Italy

**Длина общая:** 81' 3" (24.76m)

**Ширина:** 19' 9" (6.00m)

**Макс. осадка:** 5' 7" (1.70m)

**Крейс. скорость:** 20 Kts. (23 MPH)

**Макс. скорость:** 22 Kts. (25 MPH)

Купить **BLUE LEGEND — RICHARDSON** а также выбрать подходящую вам яхту из нашего **каталога яхт** вам поможет опытный яхтенный брокер Андрей Шестаков. На сегодняшний день компания **Shestakov Yacht Sales Inc.** имеет большое количество яхт в **собственном списке продаж**, а также тесно сотрудничает со всеми крупными **яхтенными производителями** по всему миру.

Для того чтобы купить яхту **BLUE LEGEND — RICHARDSON** а также проконсультироваться по любому вопросу связанному с покупкой, продажей, чартером яхт позвоните по телефону **+7(918)465-66-44**.

# ОГЛАВЛЕНИЕ

---

ОГЛАВЛЕНИЕ	2
ХАРАКТЕРИСТИКИ	3
Основная информация	3
Размеры	3
Скорость, вместимость и масса	3
Размещение	3
Корпус и палуба	3
Информация о двигателе	4
ПОДРОБНОЕ ОПИСАНИЕ	5
DETAILED SPECIFICATIONS	5
Исключения	12
Отказ от ответственности	12
ФОТОГРАФИИ	13
КОНТАКТЫ	15
Контактная информация	15
Телефоны	15
Время работы	15
Адрес	15

# ХАРАКТЕРИСТИКИ

## Основная информация

**Тип судна:** Моторная яхта

**Модельный год:** 1996

**Год постройки:** 1996

**Год обновления:** 2006

**Страна:** Italy

## Размеры

**Длина общая:** 81' 3" (24.76m)

**Длина по ватерлинии:** 72' 3"  
(22.00m)

**Ширина:** 19' 9" (6.00m)

**Макс. осадка:** 5' 7" (1.70m)

## Скорость, вместимость и масса

**Крейс. скорость:** 20 Kts. (23 MPH)

**Макс. скорость:** 22 Kts. (25 MPH)

**Вместимость воды:** 1050.0839067  
Gallons

**Объем топливного бака:**  
12000.0154621 Gallons

## Размещение

**Всего кают:** 3

**Спальные места:** 6

## Корпус и палуба

**Материал корпуса:** GRP

**Дизайнер экстерьера:** TT Boat  
Designs

---

## Информация о двигателе

---

**Двигатели:** 2

**Производитель:** Caterpillar

**Модель:** 3412

# ПОДРОБНОЕ ОПИСАНИЕ

## DETAILED SPECIFICATIONS

<b>TYPE</b>	Motor Yacht
<b>BUILDER</b>	T. Richardson
<b>EXTERIOR DESIGN</b>	TT Boat Designs
<b>YEAR</b>	1996
<b>REFIT</b>	2006
<b>CLASSIFICATION</b>	Lloyd's 100 A1 LMC
<b>CONSTRUCTION</b>	GRP hull, deck and superstructure (repainted 2006)
<b>FLAG</b>	British
<b>ENGINES</b>	2 x 1,000 Hp Caterpillar 3412
<b>NT</b>	64 tons; 141,093lbs / 64,000kg
<b>DISPLACEMENT</b>	70,528kg / 70tons
<b>LOA</b>	<b>24.76m / 80'</b>
<b>LWL</b>	<b>22.00m / 72'2"</b>
<b>BEAM</b>	<b>6.00m / 20'2"</b>
<b>DRAFT</b>	<b>1.70m / 5'5"</b>
<b>MAXIMUM SPEED</b>	22 knots
<b>CRUISING SPEED</b>	20-21 knots
<b>ACCOMMODATION</b>	6 x Guests in 3 cabins
<b>CREW</b>	2 x Single cabins
<b>FUEL</b>	12,000 litres / 3,170 US gallons in 2 GRP tanks 3,000 litres / US gallons in engine room tank 2,600 in day dank
<b>FRESH WATER</b>	1,050 litres / 277 US gallons in 2 tanks (750 & 300 litres)
<b>BLACK WATER</b>	800 litres / 211 US gallons in 2 tanks
<b>GREY/BLACK WATER</b>	4,200 litres /1,109 US gallons
<b>NOTE</b>	All piping and plumbing replaced 2006
<b>OWNER /GUESTS</b>	1 x Double Owner's cabin, 2 x Twin Guest cabins
<b>CREW QUARTERS</b>	2 x Single cabins with head/wet room
<b>OTHER</b>	Generous main saloon and dining area Office and guest cabin

Galley  
Engine Room

## WALKTHROUGH

Owner's cabin is located forward with centreline double dressing table to starboard and 2-seater sofa to port.

Aft of the owner's cabin is a lobby with heads to starboard with bath, basin, vanity unit and heads.

Aft to port is a guest cabin with 2 single berths, ample storage and separate heads compartment with separate shower and basin

To starboard is an attractive study area with on-board computer, ample storage, day fridge and plentiful work surfaces

Up steps to interior helm to port with full suite of instrumentation port and starboard and co-driver/navigators chair for 2 to starboard and with fridge and retractable drinks cabinet

Aft is a u shaped dining area with extending table to port and 2 easy chairs to starboard with flat screen TV. There is access to the spacious aft area from here.

Below deck aft is a guest cabin with twin berths, dressing table and heads compartment with separate shower and heads compartment.

Access to the engine room is through a watertight door in the lobby area. The engine room has standing head room.

To port entrance to the galley which was totally new in 2006. A Corian counter runs the length of the large galley with 2 Corian sinks, hob, cooker and extractor hood. Opposite is the fridge/freezer. Aft is a fold away table that provides an additional work surface if needed. There is an oak laminate floor in the galley only.

A corridor leads to aft with a heads compartment built 2006 which is a wet room with vanity unit and WC.

The corridor continues to 2 x single cabins with ample storage all new in 2006.

The aft cabins are currently used for crew, but the joinery is of the same standard as found in the rest of the yacht and could be easily used for guests and there is sufficient room to fit pipe cots to turn both into twin cabins.

Foredeck with access to anchor chain compartment.

2 x Anchor windlasses and 2 x Electric capstans on deck for warp tailing. There are 2 x Deck lockers for fenders, etc.

Superstructure and ring deck are teak laid

Wheelhouse superstructure has a soft spot for engine removal

Wide side decks with steps up to helm position port and starboard with excellent vision and large seating area behind with tables and large u shaped seating port and starboard to accommodate at least 12 people.

Stainless steel biminis are over both the helm and seating areas. Aft is a deck area for sunbathing with escape hatches for aft cabin, and with steps down to the aft deck with deck access to the dinghy compartment.

The transom opens hydraulically upwards giving plenty of room to store, launch and retrieve the dinghy.

There is an electric motor which operates this system and emergency steering is also situated in this compartment.

Throughout the yacht the joinery is to a consistently high standard and is lined in American white oak with attractive detailing and a turquoise carpet with white trim

Custom made wool carpeting (in turquoise with cream trim design),

Curtains throughout, overhead hatches with mosquito/black out screens,

Cream leather upholstery in saloon, Sun blinds on saloon windows, Stainless steel trim details to hand rails and other areas;

Headlining in Alcantara -Replaced 2006

**ENGINES** 2 x 1,000 Hp Caterpillar 3412 – Diesel; rebuilt 2002

Deep-sea seals, with spare units in line

**ENGINE HOURS** 1,780 hours as of 18<sup>th</sup> of January 2016

**GEARBOX** ZF gearboxes

**PROPULSION** Aquadrives, shaft drive

**PROPELLERS** 2 x Four blade propellers

**EXHAUST SYSTEM** Halyard, with underwater outlets, custom designed to minimise noise

**BOWTHRUSTER** Lewmar Hydraulic, with controls by each helm (inside and out) powered via hydraulic take off, on the port engine

**GENERATORS** 2 x Onan, 16 kW (with water separators to deaden noise), with controls at inside helm, starboard & port sides) and engine room.

**GENERATOR HOURS** As of 18<sup>th</sup> of January 2016

Port: 3,152 hours – Starboard: 3,080 hours

**SHORE POWER** 220v

**BATTERIES** 12 v DC, 24 v DC, and 220 v AC March 2015

10 x 110 Amph lead acid batteries

4 x Starting Batteries for Motor & Generator start, alarms, stereo and instruments - August 2015

**INVERTER** Masterwolt 24/2500

<b>BATTERY CHARGER</b>	Mastervolt 24/75 - March 2015 Mastervolt 24/100 ervice Mastervolt 12w - 12/25
<b>AIR CONDITIONING</b>	Condaria reverse cycle A/C & heating, with outlets to each cabin. Rebuilt 2006
<b>WATER MAKER</b>	Idromar producing 180 litres/ hour (2015) Last overhauled 2006
<b>WATER MAKER HOURS</b>	135 hours as of 18 <sup>th</sup> of January 2016
<b>WATER SYSTEM</b>	Pressurised electric water system
<b>TOILET/ SHOWER SYSTEM</b>	4 x Vacuum fresh water toilets, electric system, Tecma silent 4 x Showers (one in each guest facility), and a bath / shower (owners) Electric fan extractor over cooker
<b>WATER HEATER</b>	2 x Independent 220-v immersion heaters
<b>FUEL FILTERS</b>	Racor
<b>TANK MATERIAL</b>	GRP
<b>PUMP SYSTEM</b>	Duplicated pumps and switch systems Electrical bilge pumps for each area. Mechanical bilge pump, for each area and manual bilge pumps also for each bilge area. These areas are: o Crew quarters o Galley/guest accommodation o Engine room o Study/forward guest o accommodation o Owners cabin o Bowthruster compartment o (No manual pump)
<b>VALVES</b>	Trolling valves; In gear 7 knots and 2/3knots in the trolling valves
<b>STEERING POSITIONS</b>	5 x Steering positions in total - with - Hydraulic wheel steering at 2 positions, (interior port side saloon and exterior on starboard side of “flybridge”) Rebuilt and upgraded 2006 Helm controls port and starboard of aft deck and at



	Raised position on “flybridge” port side
<b>BINNACLE COMPASS</b>	Ritchie Binnacle Compass
<b>ELECTRONIC COMPASS</b>	Ritchie Electric compass (one at each helm)
<b>AUTOMATIC PILOT</b>	Robertson AP 300 X with control units
<b>RUDDER ANGLE</b>	2 x Dataline Rudder indicators at outer helm
<b>ECHO SOUNDER</b>	Autohelm Depth unit at outer helm port side
<b>RADAR DISPLAYS</b>	2 x Baymarine G/Series
<b>MONITOR</b>	2 x Furuno Monitors at interior helm
<b>SCREEN PLOTTER</b>	Robertson Screen plotter-interfaced with to GPS/Autopilot
<b>NAVTEX</b>	ICS Nav4 Navtex NMEA
<b>WIND INSTRUMENTS</b>	2 x B & G Hydra MFDS at outside helm B & G Hydra analogue repeaters
<b>SEARCHLIGHTS</b>	Searchlight with controls at inside helm and at flybridge
<b>VDO</b>	VDO rpm & hour unit at each helm position
<b>MONITORING</b>	Tank monitor system at inside helm Panasonic video monitor, at inside helm (monitors engine room)
<b>LOUDHAILER</b>	Raytheon Ray 530
<b>*NOTE</b>	Duplicate GPS and radar systems can be switched over / around in case of any failure
<b>SATCOM</b>	Nera Mini M SatCom – 2 phone lines and fax line with mobile
<b>VHF</b>	Apelco VXE 75 Marine VHF Icom ICM 58 VHF at outside helm Hand held VHF
<b>LOUDHAILER</b>	Raytheon Ray 530 loudhailer
<b>TELEPHONE EXCHANGE</b>	Easa Phone electric B-X call monitor system Satellite phone system linked to each cabin
<b>INTERCOM</b>	Internal intercom/phone system
<b>FAX</b>	Parabol SAT
<b>COMPUTER</b>	Onboard computer 2006 with rompte keyboard and mouse
<b>ANCHOR WINDLASSES</b>	2 x Lewmar 3000, hydraulic anchor windlasses 2 x Electric Lewmar windlasses at aft deck

	2 x Electric Lewmar windlasses at foredeck
<b>WINCHES</b>	Electric winch / cable to pull dinghy into stern “garage” and rollers
<b>ANCHORS</b>	2 x Ship style anchors, stowed in anchor tubes
<b>ANCHOR CHAINS</b>	2 x 75m
<b>WASH DOWN</b>	Seawater pressure-wash system at bow anchor
<b>SIDE BOARDING GANGWAY</b>	Hydraulic gangway, stows into transom. Rebuilt 2006
<b>SWIMMING PLATFORM</b>	Hydraulic with ladder to aft deck rebuilt 2006
<b>AWNINGS</b>	Bimini sun awnings over external helms and aft deck seating, with extension at aft deck with lighting. (2009)
<b>COVERS</b>	Covers for exterior seating/tables and flybridge helm controls
<b>TRANSOM DOOR</b>	Hydraulic opening transom door Twin anchor rollers and with digital chain read out.
<b>HATCHES</b>	6 x Opening Lewmar hatches on foredeck 3 x Opening Lewmar hatches on saloon coach roof 4 x Opening Lewmar hatches on aft deck under raised helm seats
<b>MISCELLANEOUS</b>	Stainless steel guard rails around aft deck opening gate to gangway Stainless steel stanchions and guard wires. Stainless steel handrails; Rebuilt 2006 Stainless steel pulpit
	<ul style="list-style-type: none"> <li>• JVC cassette / radio / CD player (including 6 CD-changer) 2014</li> <li>• Speakers inside and at aft deck</li> </ul>
<b>GALLEY</b>	<ul style="list-style-type: none"> <li>• Bosch hob (2014)</li> <li>• Siemens convention oven and microwave grill</li> <li>• 220v Siemens fridge/freezer systems operating from service batteries. New 2006</li> <li>• 3 x Fridges (galley, office, aft deck)</li> <li>• Siemens Dishwasher 2006</li> </ul>
<b>LAUNDRY</b>	

- Bosch Washing machine (situated aft, by engine room door)
- Boschdryer (situated aft, by engine room door)

## SAFETY

2 x Avon 6-man liferafts in date  
 1 x 3.20 Avon RIB with 8Hp outboards  
 1 x Jet RIB  
 2 x Lifebuoys

## FIRE FIGHTING

Fire system 2006 with manual and auto controls  
 Air and fuel shut off system.

- 3.2m Avon RIB with 8hp outboard
- Avon Jet RIB

BLE LEGEND was conceived and built for Mediterranean use, offering a level of comfort that is unusual for a Nelson. She would also be at home in northern waters. Close cooperation between her owner, TT Boat Designs and her builder has produced a motor-yacht of outstanding quality. Professionally maintained by same full time skipper since new. She was built to the Lloyds 100 A1 classification.

With a light and airy oak interior she has superb accommodation. Owner's "stateroom" forward, and two excellent guest cabins as well as a study, large galley and 2 crew cabins aft with separate heads.

Her main saloon is spacious and the seating area on deck is generous. Her engine room is easily accessible and well laid out.

One of the outstanding trademarks of BLUE LEGEND is her reverse transom which lifts hydraulically to produce an excellent day stowage area to allow for the easy launch and retrieval of her RIB and toys.

Her passerelle, also hydraulic, is carefully thought out and works effortlessly.

BLUE LEGEND takes the Nelson marque to another dimension. Her systems, safety features and detailing are second to none. She was substantially rebuilt in 2006, when the aft section of the yacht was extended to provide better crew accommodation, a larger galley and vastly enhances deck space and storage. The owner took the opportunity to upgrade her in all respects at this time by extending the yacht from 68' - 80', upgrading the plumbing, replacing the teak decks and totally repainting the yacht

- Major rebuild extending of the hull and deck from 69' to 80'
- GRP hull, deck and superstructure repainted
- New 15mm teak, laid on marine ply sub-deck
- Teak and custom made stainless steel external trim upgraded
- Grey/black water - All piping and plumbing replaced

- Condaria A/C & heating - Rebuilt
- Headlining in Alcantara -Replaced
- Galley all new
- Head compartment built
- 2 x Single cabins with ample storage all new in 2006
- Hydraulic gangway, stows into transom rebuilt
- Hydraulic wheel steering at 2 positions,(interior port side saloon and exterior on starboard side of “flybridge”) Rebuilt and upgraded

## 16. EXCLUSIONS

All personal belongings and all other itmes not expressly listed in this listing

---

## Исключения






При продаже яхты исключаются личные вещи владельца.


---

## Отказ от ответственности

Компания предоставляет описание судна или яхты добросовестно, но не может гарантировать точность этой информации, а также не ручается за техническое состояние. Покупатель должен проинструктировать своих агентов или оценщиков исследовать представленную информацию более подробно, по собственному желанию. Продажа судна или яхты, изменение цены или снятие с продажи будет происходить без предварительного уведомления.

# ФОТОГРАФИИ





# КОНТАКТЫ

---

Андрей Шестаков (Andrey Shestakov) – ведущий яхтенный брокер отдела продаж яхт и судов компании Shestakov Yacht Sales Inc. Официальный представитель Shestakov Yacht Sales Inc. для русскоговорящих клиентов в центральном офисе компании в Майами/Форт Лодердейл/Флорида/США.

## Контактная информация

---

Email: **andrey@shestakovyachtsales.com**

Web: [shestakovyachtsales.com](http://shestakovyachtsales.com)

## Телефоны

---

Краснодарский край: **+7(918)465-66-44**

США, Майами, Флорида: **+1(954)274-4435**

## Время работы

---

Понедельник – Суббота: **9:00 - 21:00** EDT

Воскресенье: **Закрыто**

## Адрес

---



Harbour Towne Marina, 850 NE 3rd St, STE 213, Dania, FL 33004