

## TOPAS — AZIMUT



**Builder:** AZIMUT

**Year Built:** 1994

**Model:** Motor Yacht

**Price:** PRICE ON APPLICATION

**Location:** United States

**LOA:** 47' 6" (14.48m)

**Beam:** 14' 6" (4.42m)

**Min Draft:** 3' 3" (0.99m)

**Max Draft:** 3' 5" (1.04m)

**Cruise Speed:** 22 Kts. (25 MPH)

**Max Speed:** 26 Kts. (30 MPH)

Our experienced yacht broker, Andrey Shestakov, will help you choose and buy a yacht that best suits your needs **TOPAS — AZIMUT** from **our catalogue**. Presently, at **Shestakov Yacht Sales Inc.**, we have a wide variety of yachts available on **our sale's list**. We also work in close contact with all the big **yacht manufacturers** from all over the world.

If you would like to buy a yacht **TOPAS — AZIMUT** or would like help answering any questions concerning purchasing, selling or chartering a yacht, please call **+1(954)274-4435**

# TABLE OF CONTENTS

TABLE OF CONTENTS	2
SPECIFICATIONS	6
Basic Information	6
Dimensions	6
Speed, Capacities and Weight	6
Accommodations	6
Hull and Deck Information	7
Engine Information	7
DETAILED INFORMATION	8
Accommodations	8
Salon	8
Galley	8
Lower Station	8
Companionway	9
Portside Guest Cabin	9
Starboard Guest Cabin	9
Guest Head	9
Master Cabin	9
Master Head	10
Foredeck	10
Cockpit	10
Lazarette	10
Flybridge	10
Helm Area	11
Engine Room	11
Electrical	11
Remarks	11
Exclusions	12

---

Exclusions	12
Disclaimer	12
PHOTOS	13
Salon Looking Forward	13
Salon Sofa	13
Salon Loveseat	13
Salon Looking Forward	13
Salon Electrical Panel	13
Galley	13
Galley	13
Galley	13
Lower Helm Seat	14
Lower Helm	14
Lower Helm Detail	14
Lower Helm to Port	14
Companionway	14
Port Cabin	14
Starboard Cabin	14
Starboard Cabin Dehumidifier	14
Starboard Guest Head	15
Master Cabin	15
Master Cabin to Starboard	15
Master Cabin to Port	15
Master Head	15
Master Shower	15
Bow	15
Windlass Detail	15
Side Deck	16
Aft Deck	16

---

---

Aft Deck	16
Passerelle	16
Lazarette Access	16
Aft Deck Seating	16
Flybridge Forward	16
Flybridge Aft	16
Flybridge Seating	17
Flybridge Seating	17
Flybridge Helm Seat	17
Flybridge Helm	17
Flybridge Helm	17
Flybridge Helm	17
Engine Room Access	17
Port Engine	17
Starboard Engine	18
Engine Room Center	18
Generator	18
Charger	18
Engine Room Aft to Starboard	18
Engine Room Aft to Port	18
From Dock	18
From Dock	18
Blue LED Lights	19
From Above	19
Layout	19
CONTACTS	20
Contact details	20
Telephones	20
Office hours	20

---

---

Address

20

---

# SPECIFICATIONS

---

## Basic Information

---

**Category:** Motor Yacht

**Sub Category:** Sedan Cruiser

**Model Year:** 1994

**Year Built:** 1994

**Country:** United States

**Vessel Top:** Open

**Fly Bridge:** Yes

## Dimensions

---

**LOA:** 47' 6" (14.48m)

**LOD:** 45' 9" (13.94m)

**Beam:** 14' 6" (4.42m)

**Min Draft:** 3' 3" (0.99m)

**Max Draft:** 3' 5" (1.04m)

**MFG Length:** 45' 9" (13.94m)

## Speed, Capacities and Weight

---

**Cruise Speed:** 22 Kts. (25 MPH)

**Cruise Speed RPM:** 2400 Kts.

**Max Speed:** 26 Kts. (30 MPH)

**Max Speed RPM:** 2800 Kts.

**Displacement:** 28000 Pounds

**Gross Tonnage:** 14 Pounds

**Water Capacity:** 132 Gallons

**Fuel Capacity:** 396 Gallons

## Accommodations

---

**Total Cabins:** 3

**Total Berths:** 5

**Sleeps:** 6

**Total Heads:** 2

---

## Hull and Deck Information

---

**Hull Material:** Fiberglass

**Deck Material:** Fiberglass

**Hull Configuration:** Deep Vee

**Hull Designer:** Azimut

**Exterior Designer:** Azimut

**Interior Designer:** Azimut

---

## Engine Information

---

**Engines:** 2

**Manufacturer:** Caterpillar

**Model:** 3208TA

**Engine Type:** Inboard

**Fuel Type:** Diesel

---

# DETAILED INFORMATION

---

## Accommodations

---

Entering from the swim platform is the Aft Deck with built in seating. To starboard via a sliding stainless steel entry door is the Salon entrance. Immediately upon entering is a spacious Salon with port and starboard built in seating. Further forward is a complete Lower Station. To starboard down two steps is the Galley. Forward and down three steps are the Guest Accommodations. To port is a twin lower berth Cabin; to starboard is an upper and lower Cabin. Forward is a wet Head. Furthest forward is the Master Cabin with a double berth and a private Head with a curtain shower.

## Salon

---

Entering the Salon through a sliding stainless steel entry door with full drapes is a cabinet to starboard with a refrigerator below and the yachts electric panel above. Next forward is a two person loveseat with rope lighting and storage below, and a Toshiba Regza 30 inch LCD TV above. Further forward is an open bookcase with a cabinet below for storage and a Blaupunkt AM/FM stereo. To port is an L shaped leather sofa to seat four with storage and rope lighting below. In front of the sofa is a high/low two leaf table with the lower position for cocktails or the upper position for dining. The Salon also has full drapes over the side windows, six halogen mini spots, two stereo speakers, AC controls and a carpeted sole.

## Galley

---

The yacht's Galley is next forward to starboard and down two steps.

Equipment includes:

- Granite counter tops
- Double under mount stainless sink
- Pull out spray faucet
- Indel refrigerator with freezer compartment behind a cherry door
- DeLonghi built in microwave
- AEG two burner ceramic cooktop
- 110v and 220v outlets
- (8) Cherry cabinet doors
- (5) Cherry cabinet drawers
- Teak and holly sole
- Large storage hatch under the sole

## Lower Station

---

The Lower Station is to port, with excellent all around visibility. Equipment includes:

- Two person helm seat with storage cabinet below
- A cherry helm wheel
- A shipmate VHF radio
- Navico Powerpilot with handheld remote
- Mathers electronic engine



controls • Bennett trim tab controls • Vetus bow thruster controls • Full electric engine gauges • VDO digital depth gauge • Sine rudder angle indicator • Riviera 4 inch magnetic compass • Furuno LCD 16 mile radar • Windless controls • Bilge pump indicator lights • Battery parallel switches • Port and starboard electric windows

---

## Companionway

---

Through a centerline Companionway one can access the three Guest Cabins and two Heads.

---

## Portside Guest Cabin

---

The Portside Guest Cabin has twin single berths going fore and aft separated by a two drawer cherry nightstand; each berth has a gooseneck reading light. Outboard of the port berth are two opening stainless steel portholes covered with mini blinds. Next forward is a large hanging locker with two drawers and a dressing mirror within. Also in this cabin are two overhead halogen mini spots, AC controls and a carpeted sole.

---

## Starboard Guest Cabin

---

The Starboard Guest Cabin has two over under berths along the hull side. There are two opening stainless steel portholes above the upper berth. There is also a large hanging locker with two drawers within. Overhead are two halogen DC lights. Also in this cabin is a custom storage cabinet with built in dehumidifier, which drains to the shower sump.

---

## Guest Head

---

The Guest Head is forward and to starboard. It has a stainless steel sink in the vanity, an electric toilet under a hinged top, three storage doors, and a hinged mirrored medicine cabinet above the sink. The shower is a handheld or wall mountable fixture with a curtain enclosure. Also in this Head are two overhead DC lights and an opening stainless steel porthole.

---

## Master Cabin

---

Centerline forward is the entrance to the Master Cabin. A double platform berth is on centerline forward. There are four storage drawers at the foot of the berth. The headboard is mirrored with an upholstered panel below. Upholstered shelves port and starboard serve as nightstands. Above are mini blinds with one opening stainless steel porthole to both port and starboard. Above are four cabinet doors, the forward two

covered in mirrors on both the port and starboard sides. Aft on both the port and starboard sides are ample hanging lockers. Furthest aft is the entrance to the private Head. Also in this Cabin are six halogen overhead spots, a privacy screen over the forward deck hatch, AC controls and a carpeted sole.

---

## Master Head

---

The private Master Head has a vanity with a stainless steel sink and a single cabinet door below. A mirrored medicine cabinet is above. Next aft is both an electric head and bidet under hinged panels. Above is an opening stainless steel porthole behind mini blinds. The shower is a handheld or wall mounted fixture with a sliding curtain enclosure. Also in this Head are two halogen mini spots.

---

## Foredeck

---

- Fiberglass nonskid deck • Stainless steel anchor davit • Hinged door to anchor locker
- Lofrans anchor windless with all chain (approx. 215' of 5/8 chain) • Bruce 42 pound anchor • Welded stainless steel bow rails with stainless safety cable • Six stainless steel fender baskets • Acrylic deck hatch to forward cabin • Removable bow cushions
- Salon windshield cover • Two stainless steel windshield wipers • Side cabin removable weather covers

---

## Cockpit

---

- Faux teak deck • Six step teak and stainless ladder to fly bridge • (2) Faux teak steps to port and starboard side decks • Cockpit shower • Cockpit handrails • Hydraulic passerelle 8'2" when extended • Stern cleats • Faux teak covered integral swim platform • Shore water inlet with pressure regulator • Four step folding swim ladder
- Trim tabs • Sliding stainless steel entry door to salon • (2) Storage lockers • (2) Overhead dc lights • High water bilge alarm panel • Phone and TV inlet • Manuel bilge pump • Built in storage locker/seat with removable cushions • In direct Cockpit LED lighting, blue/red

---

## Lazarette

---

- Access from Aft Deck • Hydraulic power pack for passerelle • Shore power breakers
- Storage • Rudder access • Trim tab mechanicals • Aft bilge pump • Extra dock lines and fenders • Three step access ladder to Lazarette

---

## Flybridge

---

---

- Acrylic hinged access hatch with stainless steel safety rail
- Fiberglass nonskid deck
- International Navigation lights
- Fiberglass radar arch
- Electric signal horn
- Canister life raft not currently certified (Plastima 6 person)
- Port, starboard and aft stainless steel safety rail
- Plexiglass Venturi windscreen
- L shaped starboard side seat
- Two person helm seat
- Rear docking lights
- Blue lights on arch
- (2) Eight inch stereo speakers on arch
- Covers for Flybridge seats
- Covers for Flybridge helm
- Bimini top (stored off boat)

## Helm Area

---

- Portside helm with wheel steering
- Mathers electronic engine controls
- Bennett trim tab controls
- VDO rudder angle indicator
- Riviera 3 inch magnetic compass
- (2) Electronic tachometers
- Temperature pressure and volt meters for both engines
- Windless controls
- Start/Stop buttons
- Garmin GPS 4210 plotter
- Navman Fish 4100 fish finder/digital depth
- Raymarine Ray 45 VHF
- Large hinged storage locker at helm
- JVC AM/FM CD player with iPod connection
- (2) Poly Planar eight inch stereo speakers
- VDO digital depth meter

## Engine Room

---

- Hinged Cockpit Engine Room access
- Three step access ladder
- Racor 900 fuel filters
- Dripless shaft seals
- Rule high water bilge alarm
- Fixed firefighting system
- Hydraulic steering
- DC Engine Room lighting
- Groco house water pump with accumulator tank
- Hand pump for engine and transmission draining
- Frigomar heating and air conditioning system
- Hot water tank, Sigram approx. 8 gallons
- Fiberglass mufflers
- Solid copper fuel lines
- 12 Volt Engine Room blowers
- ZF Marine gears
- 2" Stainless steel prop shafts
- (3) Rule bilge pumps

## Electrical

---

- 12 Volt DC system
- 110V/220 Volt AC system
- Battery shutoff switches for main engines
- Sentry 49 amp battery charger
- Group 24 battery for generator starting
- (4) 4D batteries for hose and engine starting
- Generator battery shutoff switch
- Mase marine 7 KW generator in a sound shield with 151 hours
- Bonding system

Note: Delivered as a 50 HZ 220 volt yacht. 110V 60 HZ outlets have been added as needed.

## Remarks

---

TOPAS is an AZ 43 with a LOA of 47'6". She has a huge Flybridge, three staterooms, a

Lower Station and a Cockpit access to Engine Room.

Very low hour CAT 3208's give her a good turn of speed. Her Bernard Olesinski designed 19 degree deep vee hull give her an excellent ride in almost any sea.

## **Exclusions**

---

While every effort was made to list all pertinent included equipment aboard TOPAS, there are some personal belongings aboard. Prospective purchasers should assume any item not specifically mentioned herein will not convey at closing.

## **Exclusions**

---

Owner's personal belongings.

## **Disclaimer**

---

The Company offers the details of this vessel or yacht in good faith but cannot guarantee or warrant the accuracy of this information nor warrant the condition of the vessel. A buyer should instruct his representatives, agents, or his surveyors, to investigate such details as the buyer desires validated. This vessel or yacht is offered subject to prior sale, price change, or withdrawal without notice.


# PHOTOS

---

**Salon Looking Forward**



**Salon Sofa**




**Salon Loveseat**



**Salon Looking Forward**




**Salon Electrical Panel**



**Galley**



**Galley**




**Galley**



**Lower Helm Seat**




**Lower Helm**



**Lower Helm Detail**




**Lower Helm to Port**




**Companionway**



**Port Cabin**




**Starboard Cabin**



**Starboard Cabin Dehumidifier**



**Starboard Guest Head**



**Master Cabin**




**Master Cabin to Starboard**



**Master Cabin to Port**




**Master Head**



**Master Shower**



**Bow**




**Windlass Detail**



**Side Deck**



**Aft Deck**



**Aft Deck**




**Passerelle**



**Lazarette Access**




**Aft Deck Seating**



**Flybridge Forward**



**Flybridge Aft**






**Flybridge Seating**




**Flybridge Seating**



**Flybridge Helm Seat**




**Flybridge Helm**



**Flybridge Helm**




**Flybridge Helm**



**Engine Room Access**



**Port Engine**



**Starboard Engine**



**Engine Room Center**



**Generator**



**Charger**



**Engine Room Aft to Starboard**



**Engine Room Aft to Port**



**From Dock**



**From Dock**




**Blue LED Lights**



**From Above**



**Layout**



# CONTACTS

---

Andrey Shestakov, leading yacht broker of the sales department of Shestakov Yacht Sales Inc. Shestakov Yacht Sales Inc., the official representative of the Miami/Fort Lauderdale FL headquarters.

## Contact details

---

Email: **andrey@shestakovyachtsales.com**

Web: [shestakovyachtsales.com/en/](https://shestakovyachtsales.com/en/)

## Telephones

---

USA: **+1(954)274-4435**

## Office hours

---

Monday – Saturday: **9:00 - 21:00** EDT

Sunday: **closed**

## Address

---



Harbour Towne Marina, 850 NE 3rd St, STE 213, Dania, FL 33004