

## LA DOLCE VITA — HARGRAVE



**Судостроитель:** HARGRAVE

**Год постройки:** 2009

**Модель:** Моторная яхта

**Цена:** **ЦЕНА ЯХТЫ ПО ЗАПРОСУ**

**Местонахождение:** United States

**Длина общая:** 101' 0" (30.78m)

**Ширина:** 21' 0" (6.40m)

**Макс. осадка:** 6' 6" (1.98m)

**Крейс. скорость:** 18 Kts. (21 MPH)

**Макс. скорость:** 21 Kts. (24 MPH)

Купить **La Dolce Vita — HARGRAVE** а также выбрать подходящую вам яхту из нашего каталога яхт вам поможет опытный яхтенный брокер Андрей Шестаков. На сегодняшний день компания **Shestakov Yacht Sales Inc.** имеет большое количество яхт в собственном списке продаж, а также тесно сотрудничает со всеми крупными яхтенными производителями по всему миру.

Для того чтобы купить яхту **La Dolce Vita — HARGRAVE** а также проконсультироваться по любому вопросу связанному с покупкой, продажей, чартером яхт позвоните по телефону **+7(918)465-66-44**.

# ОГЛАВЛЕНИЕ

ОГЛАВЛЕНИЕ	2
ХАРАКТЕРИСТИКИ	4
Обзор	4
Основная информация	4
Размеры	4
Скорость, вместимость и масса	4
Размещение	4
Корпус и палуба	4
Информация о двигателе	5
ПОДРОБНОЕ ОПИСАНИЕ	6
Accommodations	6
Vessel Walkthrough	6
Aft Deck - Air-conditioned and Heated	6
Salon	7
Dining	7
Day Head	7
Galley	7
Main Deck	7
Interior Options	8
VIP Stateroom	8
Master Stateroom	8
Lower Foyer	9
Starboard Guest Stateroom, Queen	9
Port Guest Stateroom, Twin	10
Crew Quarters	10
Fly Bridge	11
Bow	11
Pilothouse	11

---

Exterior Equipment	12
Audio/Visual Equipment	13
Electronics	16
Factory Installed Equipment	17
Appliances	19
Exclusions	20
Исключения	20
Отказ от ответственности	20
<b>ФОТОГРАФИИ</b>	<b>22</b>
<b>КОНТАКТЫ</b>	<b>33</b>
Контактная информация	33
Телефоны	33
Время работы	33
Адрес	33

# ХАРАКТЕРИСТИКИ

## Обзор

Stunning designer interior with exotic cherry and burl wood accents. Four gorgeous staterooms plus crew. Flybridge accommodates 20 with settees and large hot tub. Twin CAT C32s.

## Основная информация

Тип судна: Моторная яхта

Модельный год: 2009

Год постройки: 2009

Страна: United States

## Размеры

Длина общая: 101' 0" (30.78m)

Длина по ватерлинии: 89' 0" (27.13m)

Ширина: 21' 0" (6.40m)

Макс. осадка: 6' 6" (1.98m)

Трапы: 31' 0" (9.45m)

## Скорость, вместимость и масса

Крейс. скорость: 18 Kts. (21 MPH)

Макс. скорость: 21 Kts. (24 MPH)

Объем топливного бака: 3200 Gallons

## Размещение

Всего кают: 4

Каюты экипажа: 3

Спальных мест экипажа: 5

## Корпус и палуба

Материал корпуса: Fiberglass

---

## Информация о двигателе

---

**Двигатели:** 1

**Модель:** CAT C32 1675 HP

---

# ПОДРОБНОЕ ОПИСАНИЕ

---

## Accommodations

---

"La Dolce Vita" is designed for absolute comfort and laid-back luxury at sea and in port with 4 staterooms for 8 to 9 guests, each with en suite head, and berths for 5 crew aft.

## Vessel Walkthrough

---

The European profile with dual anchor pockets starts your tour with a great look. Stepping onto the aft deck you will begin to feel the tremendous height and volume of this yacht. The 7'2" ceilings and the higher than normal Counter-top heights throughout will convince you that you are on a much larger vessel.

Entering the main salon, to Port is a generous seating area with L-shaped couch and to starboard a dramatic lighted Onyx walk-up bar provide ample space for gathering with family and friends in celebration or relaxation.

Just forward of the salon is the dining area with a large custom-designed dining table beneath a contemporary cherry soffit. The dining area works well for formal and informal dinner parties.

Continuing forward, you pass through the two-story atrium companion-way which serves as an access point to the raised pilot house and galley. The galley is a signature Hargrave Country Kitchen with large windows and built-in dinette. From the galley you enter the very private and luxurious Forward lower deck VIP suite.

On the lower deck the Master and two of the three Guest suites are accessed from a central foyer. These guest accommodations are impressive, spacious, private, and serene.

Moving up top to the magnificent fly bridge, you will enjoy amazing views. The retractable roof provides plenty of shade or may be opened for sunbathing during the day or stargazing at night.

## Aft Deck - Air-conditioned and Heated

---

The aft deck shaded by the upper deck has a custom 94" X 45" teak dining table with a Compass Rose center inlay design with a silver inlay around the perimeter of the table, 5 teak chairs by Kingsley Bates, and a settee designed for alfresco dining and relaxation. The teak caprail behind the settee that also runs along the top edge of the raised bulwark towards the bow creates a rich, warm feeling for this space. There are wide teak steps to the fly bridge for easier access between the areas. Twin stairs lead down to an oversized swim platform, a convenient place for watersports activity for getting on board the tender or jetskis that can be stowed on the upper deck.

---

## Salon

---

From the aft deck, you enter the main salon through automatic sliding doors to find your steps cushioned by the Aga John Oyster 100% Virgin New Zealand Wool Ribbed carpeting. (The custom carpeting was designed for this boat at a cost of \$40,000). The full-beam main salon is encompassed within the "wide-body" section of the yacht, adding to its spaciousness. It has a comfortable seating area with soft leather upholstery, elegant cherry cabinetry with camphor burl accents, and a bar with a striking, backlit white onyx top. Both the custom L-shaped seating and high gloss platinum washed hybrid veneer coffee table by Toseva have built-in storage underneath. The cabinetry is at waist height, engendering an open feeling which is enhanced by the 86" ceiling height throughout the main deck.

- Custom Bar with Onyx back lit bar top and three (3) stools
- Marble floor behind the bar
- Glass top for Cocktail Table

---

## Dining

---

You, your family, and guests will enjoy meals at the large custom designed eight-person, high gloss platinum-glazed dining table by Toseva with its high gloss cherry table base located at the forward end of the salon. The contemporary gloss cherry soffit in the overhead reiterates the curves of the table beneath it creating a sophisticated atmosphere.

---

## Day Head

---

In the day head the Renaissance Glassworks custom crystal sink sits above a countertop of Emperadora Dark Marble over gloss cherry cabinetry and Perlato Suevo Marble tile floors. These features combine to bring a touch of elegance to the head.

---

## Galley

---

Forward of the atrium companion-way is the country kitchen, a Hargrave hallmark. The large, open galley is a cozy spot filled with natural light for a cup of coffee or a snack. It incorporates labradorite blue Australian granite countertops with a custom Renaissance Glassworks/Onyx glass tile backsplash behind the cooktop, bookmatched burl-paneled dinette, large windows, GE Appliances. Storage is maximized by a custom pull-out pantry and custom storage under the elevated dinette. The Galley natural teak flooring also adds to inspire the galley environment for creation of epicurean delights.

---

## Main Deck

---

- Custom sliding doors in port and stbd. side hallway
- Marble vanity top with vessel sink in Day Head
- Marble floor in Day Head
- Mirror ceiling in Day Head
- Marble framed mirrored walls in Day Head
- Granite counter tops in Galley
- Lazy Susan in corner cabinet in Galley
- (2) S/S Pull-Out Pantry Rack in Galley
- Marble floor in port and starboard hallway

## Interior Options

---

- Cherry wood Interior
- Custom crown molding throughout vessel
- Custom cherry hardwood edge throughout vessel
- Recess smoke detectors x 7 in custom bases in Master, VIP, Guest Cabins, Galley, Salon & PH
- Vimar Electrical switches throughout the boat
- Headhunter ( 8 ) heads throughout the boat

## VIP Stateroom

---

The VIP is located on the main deck, forward of the galley, with a queen bed and en suite head. The location is the most private of all the guest cabins. The colors are light neutral cream with a modest amount of slate blue in the throw pillows covered in the John Hutton Tear Jerker fabric. The en suite head, where beveled mirrors on two walls and twin under-mount sinks visual create a much larger space, has marble tile flooring and gloss cherry cabinetry with ample storage. Ample storage is a theme continued throughout King Baby's VIP in features such as the pneumatic lift under the queen bed for easy access to ample storage under the mattress and lift-up countertops for deep storage.

- (2) Additional Cabinets with (2) Shelves inside underneath the TV in VIP stateroom
- Marble vanity top with double sinks in bathroom
- Marble bathroom floor and threshold
- Mirror ceiling in bathroom
- Marble shower walls and seat
- Teak grate shower floor with marble border
- Frameless Glass Shower door

## Master Stateroom

---

The full beam master stateroom is an oasis of calm ready to rejuvenate your spirit. It has a



sophisticated feel with high gloss cherry cabinetry, Oyster Daga John, 3" crown molding and the two tier gloss cherry arched soffit over the king berth. Twin closets, a dressing table and settee complete the oasis. The spacious settee is covered in Robert Allen's Regency Velvet Linen with storage below combined with the custom storage bench and vanity stool providing storage and places to relax or snuggle up with the latest best seller.

The his-and-hers en suite head with centrally located glass-enclosed shower allows you to appreciate the full beam of this vessel. The flooring is Perlato Suevo marble tile with a 4" perimeter boarder in Emperadora Dark to match the vanity tops. The cabinetry is high gloss cherry with ample storage thanks in part to the raised counter heights. The rectangular under-mount sinks are in Biscuit with polished chrome faucets and accessories. The shower is equipped with Legacy Brass Marissa Double Loop fixtures, including body sprays, shower head, handheld spray, and everything for a relaxing spa experience.

- Marble top nightstands x 2
- Mirror on back of door
- Pre-wire for DC 24V motorized drapes and Shades
- Owner safe
- SanDam K-Pro insulation between Master Cabin wall and VIP

#### **Master His and Her full beam head:**

- Marble vanity tops
- Marble bathroom floor and thresholds
- Mirror ceiling
- Marble shower walls and shower Seat
- Teak Grate shower floor with marble border
- Frameless glass shower doors x 2
- Marble wall behind his and her heads
- Mirror ceiling

## **Lower Foyer**

---

- Console with custom marble top with Camphor Burl recess
- Mirror with gloss cherry ceiling
- Marble floor and thresholds

## **Starboard Guest Stateroom, Queen**

---

The starboard guest stateroom is a spacious, luxurious retreat for your family or friends. It features a queen bed covered by a custom duvet in John Hutton Antiquity fabric and throw pillows with contemporary trims, leaving this beige and pale slate blue stateroom defining the word sophistication.

The ensuite head with floors and countertops in Perlato Suevo slab marble, frameless glass shower door and custom marble shampoo caddies with stainless steel searails continue the sophisticated air of the stateroom.

- Beveled mirror custom ceiling soffit in stateroom
- Full length mirror on back of entrance Stateroom
- Marble vanity top in bathroom
- Marble floor in bathroom
- Mirror ceiling in bathroom
- Marble shower seat in bathroom
- Teak grate shower floor
- Frameless glass Shower

## Port Guest Stateroom, Twin

---

The port guest stateroom has twin beds that slide together for conversion to a queen-sized bed. When an extra guest is on-board, the recessed Pullman berth overhead will supply the needed space. The upholstered headboard, with 3 beveled mirror panels above, 3" crown molding throughout and Aga John Oyster 100% Virgin New Zealand Wool ribbed carpeting combine to create an elegant and spacious guest stateroom. The bedding and fabric mimic the starboard guest stateroom to create a cohesive guest area.

The ensuite head matches the elegance of the stateroom with Perlato Suevo marble slab flooring with 3" Emperadora Dark marble border, gloss cherry cabinetry with Perlato Suevo marble countertops, Bates Lindsey rectangular under-mount sink in Biscuit and Legacy Brass Single Loop polished chrome faucet.

- Full length mirror on inside of stateroom entrance door
- Marble vanity top in bathroom
- Marble bathroom floor and threshold
- Mirror ceiling in bathroom
- Marble shower seat
- Teak grate shower floor
- Frameless glass shower door

## Crew Quarters

---

Crew is accommodated aft in 3 cabins that are designed with the same attention to detail as the owner areas. The very spacious Captain's cabin has a queen berth and its own ensuite head. Opposite is a bunk room cabin with drop down TVs for each bunk and Cantalupi reading lights above. Both the Captain's head and crew head have Perlato Suevo marble vanities, Showers with shower seats and Grohe plumbing fixtures. Also in the crew area is a full-sized GE refrigerator. The second washer and dryer for the boat is location in this area. (The other washer

dryer is located in the forward lower foyer.)

The crew quarters had a complete refit in December 2010/January 2011. This refit consisted of converting the crew from 2 stateroom/2 head layout to a 3 stateroom/2 head layout. Upon entering the crew from the swim platform you will find 2 cabins on the starboard side. The aft cabin consists of a single berth with ample storage above and below the bed as well as a hanging locker and a 22" Samsung LED TV. The starboard forward crew cabin consists of 2 over/under berths each with storage at the foot of the bed and their own 10" Alpine drop down led TV/CD/DVD player. There are drawers below the lower berth and a large hanging locker. There is a full head that separates these two rooms with an entry from both staterooms.

The captain's cabin is located on the port side consisting of a queen bed, a 36" hanging locker, and plenty of storage below and above the bed. There is a NAD AM/FM/CD/DVD tuner along with a 32" Samsung LED TV. The ensuite head is forward of the stateroom.

All crew flooring is teak and holly Lonseal vinyl flooring that was replaced in October 2012.

---

## Fly Bridge

---

Enjoy sun or shade with La Dolce Vita's retractable top, designed for a FUN fly bridge. Access the fly bridge from either the aft deck or pilot house to enjoy the 60 inch-diameter hot tub with sunbathing area, storage and many other seating areas. You will find the flybridge an ideal spot for sunning or enjoying a cool drink at the gloss-teak bar with star inlays. Opposite the bar the seating includes a sofa large enough to seat eight and teak top Hi-Lo cocktail table for either cocktails and refreshments or dining. The second helm station on the fly bridge is almost entirely in the shade of the fixed hardtop. Its two Stidd chairs and companion seating for two more is the perfect spot to steer the yacht or watch the world go by.

The boat deck area is complete with a Quicklift 2000 lb. davit, 15' Nautica RIB Tender, Yamaha Waverunner and four (4) Kingsley Bates lounge chairs.

---

## Bow

---

The Bow is a fabulous place to relax in the sun. For sun worshipers, it's equipped with a sunpad for three guests and forward seating that is upholstered in Holly Hunt Great Outdoors water-resistant fabric. When ready for some shade, simply open the deck mounted umbrella and it transforms into a shady conversation area.

---

## Pilothouse

---

The pilothouse with its top of the line electronics functions both as a crew space and owner's sanctum. Chocolate brown and camel tan colored leathers make up the majority of this very masculine cockpit-like area. The pilothouse has a Stidd helm chair for the Captain's comfort and

companion seating for up to five guests.

## Exterior Equipment

---

- Custom Hard Top with retractable canvas center
- FRP radar mast above hard top
- Single Masthead light on hard top forward of amidships base
- Kahlenberg Air Horn
- 2" Teak Caprail Main Deck
- U-shape handrails staple 2" S/S exterior hand rails
- Curved aft deck hawsers openings with rollers

### Flybridge:

- Teak Deck
- Custom Cabinet Forward stbd side
- Fwd Stbd Settee with cigarette lighter
- (2) Stidd Chairs at helm
- Upholstered Teak top Wet bar w/ 4 Stainless Steel bar stools and S/S footrest
- Medallions and silver striping on bar top and cocktail table
- Teak cocktail table with Hi-Low mechanism
- Custom American Whirlpool Round Spa White with Sunpad
- FRP Cabinet for supplied Telsa Max Grill w/SS case on Flybridge
- (2) Recessed holes in deck floor for Duraflex 7' 6" Umbrella around the davit
- 2 S/S gates and wood gates without insert to aft deck
- Teak inset S/S/ Hand Rail from Flybridge to Aft Deck
- (15) S/S U-Shaped Guard Rails with polycarbonate insert on Boat Deck

### Bow:

- Teak seat and enclosed frp box w/seat for storage on bow
- Bow deck lights, waterproof (8)

### Aft Deck:

- Teak Deck
- Custom curved 94" x 45" teak table with Compass Rose on Hi-Low and slide
- Curved settee and four (4) teak chairs with cushions for around the table
- Port side Wet Bar with Teak top and Silver Stripe plus refrigerator and icemaker
- Electric Aft Deck Sliding Door with Sensor and Manual control and S/S frame
- Locker for boarding ladder
- Teak inset S/S/ Hand Rails Port and Stbd side Aft Deck to Swim Platform
- Hella flood lights (2) on Aft deck Room to Swim Platform

### Swim Platform:

- (5) U-Shaped Hand Rails on Swim Platform
- Teak inset (2) Hand Rails Aft Deck to Swim Platform
- 1 1/2" thick teak deck for Swim Platform
- 2 sets of 13" L-shaped cleats at Swim Platform
- (11) underwater lights

## Audio/Visual Equipment

---

### Salon and Dining Area:

- Pioneer PDP 5080 HD 50" Plasma mounted in Salon
- Peerless Wall Mount 50 mounted in Salon
- DirecTV Receiver Rack Mount mounted in Salon
- KVH Tri-SAT 2<sup>nd</sup> Receiver Kit mounted in Salon
- APC 500VA Smart Rack mount UPS mounted in Salon
- Marantz SR7001 Surround Receiver mounted in Salon Rack
- Marantz SR4001 7.1 Dolby DTX Surround mounted in Salon Rack
- Marantz Zone 2 Expansion Kit mounted in Salon Rack
- Xantech 6-Way Distribution AMP mounted in Salon x 2
- Sirius Satellite Radio mounted in Salon Rack
- Sonance Symphony TL 623R Thinline Ceiling mounted in Salon Overhead x 3
- Sonance Son of Sub 10" SW mounted in Salon Cabinet
- LG 1100 HD-Blue Ray Player mounted in Salon Rack
- Marantz VC 6001 5 Disc CD/DVD Player mounted in Salon
- Middle Atlantic Sliding Rack Assembly mounted in Salon x 2
- Middle Atlantic 2 Space Rack Shelf with Cover mounted in Salon x2
- Audio Source 2 AMP mounted in Salon Rack
- Marantz Zone 2 Expansion Kit mounted in Salon Rack
- Sonance Symphony TL 623R Thinline Ceiling mounted in Dining Area
- Vimar Volume Control With Nickel Bezel mounted in Dining
- NAD L73 DVD/CD Receiver
- Sonance Son amp 1250MKII Audio Amp
- Concord LG 1100 HD-Blue Ray Player
- DirecTV receiver rack mount
- KVH Tri-Sat 2<sup>nd</sup> Receiver Kit
- APC 450VA Smart Rack Mount UPS

### Aft Deck:

- Sharp 42' HD LCD TV
- DirecTV Receiver aft deck control
- KVH Tri-SAT 2<sup>nd</sup> receiver kit mounted in Salon with aft deck control
- Niles Intellicontrol @ Aft Deck

- Sunlight Sensor mounted @ Aft Deck
- German Maestro 6x9" x4
- Niles SVL-6 Selector 6/Channel

**Flybridge:**

- NAD – AM/FM/CD/tuner
- Sharp 37' HD LCD TV wall mounted
- MB Quart NKA 169 Speakers mounted Overhead, and Sundeck x 10
- JL Audio 10" Sub-Woofer mounted at seating x 2
- Vimar Volume Control Grey w/Chrome mounted x 2
- Niles SAS-1 A/B Switch, Automatic
- Niles Intellicontrol
- Niles SI-2125 AMP
- Direct TV DSS Receiver

**Upper & Lower Foyer and Maindeck Companion way:**

- Sonance Symphony TL 623SSTR in Upper & Lower Foyer & Main Deck companionway

**Pilothouse:**

- Nad L53 DVD/CD Receiver mounted in Pilothouse display @ Helm Screens
- DirecTV DSS Receiver mounted in Pilothouse display @ Helm Screens
- Composite to VGA mounted in Pilothouse display @ Helm Screens
- DLO Home Dock Pro
- Sonance Symphony TL 621R Thinline speaker ceiling mounted
- RTI TZ-C remote control

**Galley:**

- Sharp LCD 19" LCD TV mounted Galley Port Side
- Sony 26" HD LCD TV mounted Aft Galley wall
- Nauticomp Video 2 To 1 Splitter Amplifier
- Video Switch Manual for both Galley TV's
- NAD L53 DVD/CD Receiver
- DirecTV HD Receiver
- Sonance Symphony TL 623R Thinline Ceiling speakers x 2
- Niles Intellicontrol

**Master Stateroom:**

- Panasonic 37" HD LCD TV
- Video Switch Manual
- DirecTV HD Receiver

- NAD L53 DVD/CD Receiver
- LG 1100 HD-Blue Ray Player
- DLO Home Dock Pro
- Sonance Symphony TL 623R Thinline speakers x 2
- Sonance Son of Sub 10" SW
- Sonance Symphony TL 623SSTR mounted in master heads

### **VIP and Starboard Guest:**

- Sharp LCD 32" HD LCD Bottom Speakers Multi in VIP and Stb. Guest x 2
- Sharp LCD 32" Bulkhead Mount mounted in VIP and Stb. Guest x 2
- DirecTV HD Receiver Rack Mount mounted in VIP and Stb. Guest x 2
- APC 450Va Smart Rack Mount UPS mounted in VIP and Stb. Guest x 2
- NAD L53 DVD/CD Receiver mounted in VIP and Stb. Guest x 2
- DLO Home Dock Pro mounted in VIP and Stb. Guest x 2
- Sonance Symphony TL 621R Thinline Ceiling in VIP and Stb. Guest x 2
- RTI T2-C remote controls

### **Port Guest:**

- Sharp LCD 15" LCD TV SB 480P
- Niles SAS-1 A/B Switch, x 2
- NAD L53 DVD/CD Receiver
- DLO Home Dock Pro
- DirecTV DSS Receiver
- Sonance Symphony TL 621R Thinline Ceiling Speaker
- RTI T2-C remote controls

### **Captain Stateroom:**

- Samsung 32" LED HD TV
- NAD L53 DVD/CD Receiver
- DirecTV HD DSS Receiver mounted
- APC 450VA Smart Rack Mount UPS mounted
- Sonance Symphony TL 621R Thinline Ceiling speaker

### **Crew Cabin:**

- Alpine Drop Down 10' LCD DVD TV mounted in Crew bunk x 2
- Samsung 22" LED TV
- Direct TV Tuner for Flip Down mounted in Crew bunk x 2
- DirecTV DSS Receiver
- Concord IR Expansion
- Sonance Symphony TL 621R Thinline Ceiling speaker

## Engine Room:

- Bose 251 Environmental Speaker White
- Pollyplanar MRD 60 AM/FM/CD
- Pollyplanar IMR 4 Interface

## Bow:

- MB Quart NKA 169 Speakers mounted @ Bow

## Electronics

---

- Danforth compass 5" in F/B helm
- FLIR Navigator II Thermal Imaging System advanced night vision system with camera above the hard top and controls for upper and lower helm stations
- Furuno FA 150 AIS System mounted in Lower Helm
- Digital 8' Dual Band 9 DB Cell Antenna
- WxWorx Basic Hardware N/Ant
- Shakespeare SRA-40 XM Radio Antenna mounted
- Master 19 LCD Screen x 6
- Computer (1)
- Furuno Network WAAS GPS (2)
- Furuno BB FF1 Navnet FF on Radar/Plotter Screen
- Furuno 525 ST-MSD7 Depth Sounder
- Furuno Network HUB 3D mounted in Equipment area
- Nauticomp Mouse, Panel Mount for use in Lower Helm
- Channel Plus Modulator Quad
- Xantrex Prosine 1000/24HW
- Furuno GP 37 DGPS+WAAS Combi mounted in Lower Helm
- NMEA Selector Switch 3-Way
- Furuno RD 30 Remote Display mounted in Lower Helm
- Furuno PB 100 Weather Station Sensor
- Furuno RD 30 Remote Displays mounted in Upper Helm
- Simrad AP 25 W/AC20 & RPU-80 mounted in Lower Helm
- Simrad AP 25 Second Station mounted in Upper Helm
- Simrad IS 15 Rudder Display Head mounted in Upper & Lower Helm (2)
- ICOM IC-M504 Black mounted in Upper & Lower Helm (2)
- ICOM Command Mic 3 Black mounted in Upper & Lower Helm (2)
- Newmar Hailer Horn 60/40 mounted Forward & Aft (2)
- Furuno 17" LCD Color Display mounted in Upper Helm (2)
- Video Switch Manual mounted in Upper Helm
- Nauticomp Mouse, Panel Mount in Flybridge
- ACRRCL 100D 24VDC Spotlight mounted in Upper & Lower Helm (2)
- ACR Second Station Control Kit mounted in Upper & Lower Helm (2)



- Pelco 4 Cam System PTZ All mounted @ Aft Deck, ER and Mast
- Speco Color Dome Camera Auto Iris mounted @ Gangway port & stbd (2)
- Panasonic PH 824 ADV Hybrid KSU
- Panasonic PH 824 Fax Detect/OGM Card
- Panasonic PH 824 Caller ID Card
- Panasonic PH T-7731-B Speaker Phone (10)
- Panasonic PH Cordless Multiline 7896
- Phone Distribution Board
- Wireless N Access Router (3)
- Graddle Point 3G/4G WIFI and RogueWave WIFI Amp
- M-Tech AMP 190070 Receive Antenna (3)
- Furuno NN3D Multifunction BB mounted in Lower Helm (2)
- Furuno DRS12A Radar Ant 12KW 6' mounted @ Mast
- Furuno DRS6A 6KW Radar with 4' mounted @ Mast
- Furuno NN3D BB Controller 2nd Station Kit mounted in Flybridge (2)
- KVH FB250 SAT Phone
- Pelco Dome CAM Outdoor Flush Ptz mounted @ Aft Deck Glass Bridge PC mounted in Lower Helm
- Nobeltec Admiral 9.0
- Nobeltec Dongle, USB
- Nobeltec ZR08 Extra LG: Caribbean & EC USA Chart Set
- NobeltecSea level Serial / 4 Port USB
- Cordless Key/Mouse Logitech mounted in Lower Helm

## Factory Installed Equipment

---

- 2" Deck fills for fuel and water
- Teak on main exterior decks
- Fiberglass swim platform w/ ladder
- All handrails, stanchions and fittings made of stainless steel 316 alloy
- Stainless steel cleats (10)
- Stainless Steel frame hatch on fore deck w/ grey lexan cover
- Built in hand held shower on swim platform
- 5 Blade bronze propellers
- Emergency tiller
- Stainless steel rudders
- Remote windlass operation from Pilothouse and Flybridge
- Raycor 1000 FG fuel filter/water separator for each engine
- Hydraulic Bow Thruster HPS-36hp
- Hydraulic steering by Hynautic, adaptable to auto-pilot
- Engine Alarm System for low pressure & high temperature supplied by Cat
- 24v lights and 110v power receptacles in Engine room (4 each)
- 200 Gallon Holding Tank w/ Headhunter Waste Treatment System

- Fresh water filling faucet in Engine room
- 220v, 110v and 60Hz Electrical System
- (8) 200 amp/hr batteries for engine & ship power
- Separate 120 amp/hr battery for generator
- All batteries in FRP battery boxes
- 110 volt duplex receptacles located throughout vessel, including engine room
- Indirect rope lighting under valances in salon staterooms, sky lounge and galley
- Italian door handle package (chrome)
- Push/Pull German latches (chrome)
- Lights in closet on micro switches
- Canaloupe 24v ceiling lights (chrome)
- Roman Shades in each stateroom, main salon & galley
- Bed on Hydraulics in Master and VIP
- Large Storage areas forward deck
- Stainless steel aft deck door frame
- Black Textile front window covers
- Flybridge Vinyl seat covers
- Helm and Passenger seat on Fly Bridge
- Lexan hatch from aft deck to Fly Bridge deck
- (3) Freeman Hatches
- Cat instruments at helm (Tach/Oil Pressure/Engine Temp/TransPressure/Hrs)
- TV / telephone inlet (2)
- Fresh water wash down (3) three locations - Bow / aft deck / flybridge
- Sea Chest
- 100 amp galvanic isolator (2)
- Cruiseair Chilled Water System (4) 3 Ton BTU w/(2) DX Remote 24,000 BTU underneath the settee on flybridge.
- (1) 40Kw Phasors w/soundshield & waterdrop exhaust - 7755 hrs as of 10/25/16
- (1) 40Kw Northern Lights (new 2015) - 2393 hrs as of 10/25/16
- (3) 100 amp Dolphin / Sentry AC/DC light transformer
- Double insulation in engine room
- Third layer of insulation to master bulkhead
- S.S watertight door to Engine Room
- Watertight bulkheads in engine room
- Naiad Stabilizers Model 302 w/ 9.0sq.ft. fins & Datum controller
- Double stabilizer & bow thruster backup pump on back of prt & stb engine
- Oberdorfer fuel transfer pump 990RHN76 w/Fill-Rite 901-1.5 Flow Meter
- Reverso Oil Transfer Pump for Engines and Generator
- S/S Anchor Pocket System with dual Maxwell VWC4500 Hydraulic Windlass, (1) Windlass handheld remote (2) 250 lbs. Anchors and (3) 300 ft. of high tensile chain
- (2) Maxwell Nilsson VC2200 Electric Capstans at aft deck
- Security main switch on a/c power
- Double Racor 75 /1000 MA filters / water separator for engines
- Glendinning CM-8 Cablemaster (2) Port/Starboard w/115' amp cables prt and stb of transom

- Glendinning Engine Controls w/ 1 remote
- Cat gauges top-mount of engine
- Seafire Smoke and Temp alarms (10 units)
- Jabsco emergency crash clutch pump
- Mufflers for Main Engine by-pass
- Water Heaters 30 Gallons x 2
- Sentry Battery Chargers-1x80Amp 24V-1x30Amp 24V-1x30Amp 12V
- Delta - T Engine Room Filters & Fans
- Tide Seal Dripless Rudders
- Tide Seal dripless shaft logs
- In-Line Circulating Hot Water pump
- Sea-Fire Automatic Fire Extinguisher System Model # FM-200
- Safety rails around twin engines
- Sea Recovery Aqua Matic 1400 GPD Water maker with Deluxe Filtration
- Emergency Shut Off Solenoid Valves (3) with Carling Switches w/Control at helm
- (5) FRP sump tanks with tinted acrylic covers

## Appliances

---

### Galley:

- GE Profile PFSS6PKWSS 25.5 CF/French-Door Ref/Freezer, S/S
- Sub-Zero 700BR Cherry Wood Front Refrigerator Drawers
- GE Profile PP950SMSS S/S Black Glass Cooktop with Profile PT916SMSS S/S Oven
- GE Spacemaker JVM1850SH S/S Microwave
- Bosch SHX57C05UC S/S Dishwasher
- GE Profile GCG1580LSS S/S Trash Compactor
- Kitchen Aid 1HP KCDS100-T S/S Disposal
- Franke RGX120 32" Regatta S/S Double Sink w/900 Strainer
- ISEGN1100-Chrome Insta Hot Dispenser Chrome with SST-FLTR S/S Hot Water Tank

### Main Salon:

- Avanti WC5100BG Black Wine Cooler
- U-Line BI-95 Black Ice Maker
- U-Line 29R Black Fridge

### Lower Foyer:

- GE WSM2700WW White Washer/Dryer
- U-Line 29R Black Ref

### Aft Deck:

- Sub-Zero 700BR White Refrigerator Drawers

### **Flybridge:**

- Sub-Zero 700BR White Ref. Drawers
- U-Line BI95 White Ice Maker
- U-Line 1115WC Black Wine Cooler

### **Aft Crew Hallway:**

- GE GTR16BBSWW White Refrigerator
- GE WSM2700DWW White Washer/Dryer

### **US Installed Options**

- Marquipt sea stairs
- UMT custom chocks for Tender
- Quicklift 2000lb Davit w/Rotation
- Revere 8 MAN low profile life rafts x 2
- Custom SS racks for life raft
- Custom SS bridge deck hoop at main deck inboard stairway and umbrella socket on windless
- Safety Package-Life Jackets/Fenders/Fire Extinguishers/Dock Lines/Flares/Dual plug phone/TV cord
- Stidd System Chairs- (2) 500NX-1x2 Slim line leather low back luxury, deluxe polished chrome w/ cup holders, foot rest & deluxe chrome package
- Sea Recovery 1800 gpd Watermakers

## **Exclusions**

---

Owner's personal effects, art work and statues are not included. A detailed list is available prior to any written offer.

## **Исключения**

---

При продаже яхты исключаются личные вещи владельца.

## **Отказ от ответственности**

---


Компания предоставляет описание судна или яхты добросовестно, но не может гарантировать точность этой информации, а также не ручается за техническое состояние. Покупатель должен проинструктировать своих агентов или оценщиков исследовать представленную информацию более подробно, по собственному желанию. Продажа судна или яхты, изменение цены или снятие с продажи будет происходить без

предварительного уведомления.

# ФОТОГРАФИИ





























# КОНТАКТЫ

---

Андрей Шестаков (Andrey Shestakov) – ведущий яхтенный брокер отдела продаж яхт и судов компании Shestakov Yacht Sales Inc. Официальный представитель Shestakov Yacht Sales Inc. для русскоговорящих клиентов в центральном офисе компании в Майами/Форт Лодердейл/Флорида/США.

## Контактная информация

---

Email: [andrey@shestakovyachtsales.com](mailto:andrey@shestakovyachtsales.com)

Web: [shestakovyachtsales.com](http://shestakovyachtsales.com)

## Телефоны

---

Краснодарский край: **+7(918)465-66-44**

США, Майами, Флорида: **+1(954)274-4435**

## Время работы

---

Понедельник – Суббота: **9:00 - 21:00**  
EDT

Воскресенье: **Закрито**

## Адрес

---



Harbour Towne Marina, 850 NE 3rd St,  
STE 213, Dania, FL 33004