

SEARENITY — PRINCESS VIKING



Builder: PRINCESS VIKING

LOA: 58' 0" (17.68m)

Year Built: 2009

Beam: 15' 2" (4.62m)

Model: Motor Yacht

Price: PRICE ON APPLICATION

Location: United States

Our experienced yacht broker, Andrey Shestakov, will help you choose and buy a yacht that best suits your needs **Searenity — PRINCESS VIKING** from our catalogue. Presently, at Shestakov Yacht Sales Inc., we have a wide variety of yachts available on our sale's list. We also work in close contact with all the big yacht manufacturers from all over the world.

If you would like to buy a yacht **Searenity — PRINCESS VIKING** or would like help answering any questions concerning purchasing, selling or chartering a yacht, please call **+1(954)274-4435**

TABLE OF CONTENTS

TABLE OF CONTENTS	2
SPECIFICATIONS	3
Overview	3
Basic Information	6
Dimensions	6
Speed, Capacities and Weight	6
Accommodations	7
Hull and Deck Information	7
Engine Information	7
PHOTOS	8
CONTACTS	23
Contact details	23
Telephones	23
Office hours	23
Address	23

SPECIFICATIONS

Overview

Additional Specs, Equipment and Information: Boat Name Seareenity Specs Hull Shape: Deep Vee Dimensions LOA: 58 ft 0 in Beam: 15 ft 2 in Dry Weight: 51809 lbs Engines Engine 1: Engine Brand: MAN Engine Model: D2848LE423 Engine Type: Inboard Engine/Fuel Type: Diesel Engine Hours: 785 Engine Power: 1100 HP Engine 2: Engine Brand: MAN Engine Model: D2848LE423 Engine Type: Inboard Engine/Fuel Type: Diesel Engine Hours: 785 Engine Power: 1100 HP Tanks Fresh Water Tanks: (104 Gallons) Fuel Tanks: (570 Gallons) Accommodations Number of cabins: 3 Number of heads: 2 Electronics Navigation center GPS Plotter Compass TV set Radar DVD player Radio Cockpit speakers Autopilot VHF CD player Inside Equipment Bow thruster Marine head Battery charger Air conditioning Heating Electric bilge pump Refrigerator Microwave oven Manual bilge pump Electrical Equipment Shore power inlet Generator Outside Equipment/Extras Teak cockpit Hydraulic gangway Cockpit table Swimming ladder Cockpit shower Cockpit cushions Tender

Manufacturer Provided Description

The Princess V58 combines the comfort of a large sports yacht with the joys of open air cruising and thrilling speeds. Her abilities at sea are unmatched, combining characteristic V-class handling with safe and effortless control. The handling of the V58 remains accurate and responsive while superb hydrodynamics ensure a soft ride, class leading directional stability and exceptional seakeeping. Electronic engine controls and power assisted hydraulic steering ensure the cruising experience is relaxed and entertaining, while an open main deck layout and superb helm position ensure clear sight lines and optimum visibility.

Additional Description

- Self-draining
- U-shaped seating/dining area
- Cockpit lighting
- Cockpit hood and tonneau cover
- Stainless-steel hand rails
- Cockpit wet bar including sink, with refrigerated cool box, barbecue and icemaker
- Sunbed aft
- Dinghy stowage garage beneath sunbed, with hydraulic lift system
- Electric winch dinghy retrieval system
- Access hatch to lazarette stowage space with gas strut support
- Fender stowage
- Life raft storage
- Access hatch to engine room with gas strut support
- Stowage lockers
- Transom door leading to integral bathing platform with hot and cold transom shower,

foldaway swimming ladder and teak decking Stereo CD/radio

Additional Description

Saloon

- Semi-circular sofa with dining table
- 2 circular stools with purpose-made stowage
- Entertainment centre incorporating
- LCD TV/DVD linked to Bose surround-sound system
- Cocktail cabinet
- Overhead downlighters and concealed lighting
- Main electrical control panel with freshwater gauge
- Deck hatch with blind
- Sliding door to cockpit

Additional Description

- 75-amp 24v float battery charger for auxiliary batteries, 5-amp
- 24v float battery charger for engine start batteries
- Remote battery master switches with control switch at main panel
- Circuit breakers on all circuits
- Generator/shore support change-over switch
- all cabins
- galley (double)
- saloon
- Polarity check system

Additional Description

- Avonite (or similar) worktop
- 3-zone ceramic hob
- Combination microwave/ conventional oven with grill
- Stainless steel sink with
- Monobloc mixer tap
- Refrigerator
- Storage cupboards, drawers and lockers
- Waste bin
- Teak decking in galley area

Additional Description

- Automatic/manual override fire extinguishers in engine room and generator space

- Automatic electric bilge pumps (with manual override) in: engine room forward accommodation aft lazarette (5 in all)
- High-capacity manual bilge pump with valve system and suction points in same areas

Additional Description

- Bow thruster
- Engine room lighting
- Cockpit sole engine room access hatch with gas strut support
- Power-assisted hydraulic steering
- Trim tabs
- Electronic engine controls
- Freshwater outlet point in engine room
- Engine room extractor fans with electronic time delay

Additional Description

- Teak-laid transom platform and cockpit deck
- Reversible electric anchor winch with foredeck and helm position controls
- Stemhead roller with automatic anchor launch and retrieve
- Bow rope storage locker
- Stainless-steel bow, stern and spring cleats
- Stainless-steel pulpit and guardrails
- Stainless-steel coachroof handrails
- Forecabin hatch
- Saloon hatch
- Stainless-steel rubbing band with rubber insert
- Full set of IMCO navigation lights
- Riding light
- Remote control searchlight
- Twin electric horns
- Fuel and water fillers

Helm Position

- Double helm seat with sit/stand facility and sofa opposite
- Burr instrument panel with full engine instrumentation, fuel gauges and electronic engine and gear shift controls
- Rudder position indicator
- Power-assisted hydraulic steering
- Bow thruster control
- Remote control electric anchor winch
- Trim tab controls with indicators
- Autopilot

- VHF
- Color radar and GPS/chartplotter
- Speed and distance log
- Remote control searchlight
- High-speed compass
- Horn button
- Chart table
- Twin windscreen wipers
- Windscreen freshwater pressure wash
- Bilge pump controls

Engine Notes

Twin MAN V10 CRM (2 x 1100hp) Speed range: 35-36knots

Disclaimer

The Company offers the details of this vessel in good faith but cannot guarantee or warrant the accuracy of this information nor warrant the condition of the vessel. A buyer should instruct his agents, or his surveyors, to investigate such details as the buyer desires validated. This vessel is offered subject to prior sale, price change, or withdrawal without notice.

Basic Information

Category: Motor Yacht

Model Year: 2009

Year Built: 2009

Country: United States

Dimensions

LOA: 58' 0" (17.68m)

Beam: 15' 2" (4.62m)

Speed, Capacities and Weight

Displacement: 51809 Pounds

Water Capacity: 104 Gallons

Fuel Capacity: 570 Gallons

Accommodations

Total Cabins: 3

Total Heads: 2

Hull and Deck Information

Hull Material: Fiberglass

Hull Configuration: Deep Vee

Engine Information

Engines: 2

Manufacturer: MAN

Model: D2848LE423

Engine Type: Inboard


Fuel Type: Diesel

PHOTOS


































CONTACTS

Andrey Shestakov, leading yacht broker of the sales department of Shestakov Yacht Sales Inc. Shestakov Yacht Sales Inc., the official representative of the Miami/Fort Lauderdale FL headquarters.

Contact details

Email: andrey@shestakovyachtsales.com

Web: shestakovyachtsales.com/en/

Telephones

USA: +1(954)274-4435

Office hours

Monday – Saturday: **9:00 - 21:00** EDT

Sunday: **closed**

Address



Harbour Towne Marina, 850 NE 3rd St,
STE 213, Dania, FL 33004