

NO NAME — PEARL MOTOR YACHTS



Судостроитель:

PEARL MOTOR YACHTS

Год постройки: 2016

Модель: Моторная яхта

Цена: ЦЕНА ЯХТЫ ПО ЗАПРОСУ

Местонахождение: United Kingdom

Длина общая: 65' 0" (19.81m)

Ширина: 17' 0" (5.18m)

Макс. осадка: 3' 2" (0.97m)

Крейс. скорость: 25 Kts. (29 MPH)

Макс. скорость: 30 Kts. (35 MPH)

Купить **No Name — PEARL MOTOR YACHTS** а также выбрать подходящую вам яхту из нашего **каталога яхт** вам поможет опытный яхтенный брокер Андрей Шестаков. На сегодняшний день компания **Shestakov Yacht Sales Inc.** имеет большое количество яхт в **собственном списке продаж**, а также тесно сотрудничает со всеми крупными **яхтенными производителями** по всему миру.

Для того чтобы купить яхту **No Name — PEARL MOTOR YACHTS** а также проконсультироваться по любому вопросу связанному с покупкой, продажей, чартером яхт позвоните по телефону **+7(918)465-66-44**.

ОГЛАВЛЕНИЕ

ОГЛАВЛЕНИЕ	2
ХАРАКТЕРИСТИКИ	4
Обзор	4
Основная информация	4
Размеры	4
Скорость, вместимость и масса	4
Размещение	4
Корпус и палуба	4
Информация о двигателе	5
ПОДРОБНОЕ ОПИСАНИЕ	6
Standard Features	6
Custom Upgrades	6
Deck Features	6
Stainless Steel Fittings	7
Aft Cockpit	7
Upper Helm Postion and FlyBridge	7
Saloon/Dining area	8
Lower Helm Area	8
Galley	9
Master Stateroom	9
Master En-Suite Head	9
Forward Stateroom	10
Forward En-Suite Head	10
Port Guest Cabin	11
Starboard Guest Cabin	11
Forward Day Head	11
Crew Cabin	11
Crew En-Suite	12

Electrical	12
Fuel	12
Fresh Water	12
Waste System	13
Mechanical	13
Safety	13
Other	13
Manual	13
Delivery	13
Исключения	14
Отказ от ответственности	14
ФОТОГРАФИИ	15
КОНТАКТЫ	17
Контактная информация	17
Телефоны	17
Время работы	17
Адрес	17

ХАРАКТЕРИСТИКИ

Обзор

The innovative Pearl 65 is beautifully crafted with superb sea keeping ability. Her Kelly Hoppen interior is stunning, yet relaxed with effortless style. She boasts a 4 cabin interior with additional crew accommodation for 2.

Основная информация

Тип судна: Моторная яхта

Модельный год: 2016

Год постройки: 2016

Страна: United Kingdom

Размеры

Длина общая: 65' 0" (19.81m)

Ширина: 17' 0" (5.18m)

Макс. осадка: 3' 2" (0.97m)

Скорость, вместимость и масса

Крейс. скорость: 25 Kts. (29 MPH)

Макс. скорость: 30 Kts. (35 MPH)

Вместимость воды: 240 Gallons

Объем топливного бака: 925 Gallons

Размещение

Всего кают: 4

Корпус и палуба

Материал корпуса: Fiberglass

Информация о двигателе

Двигатели: 2

Производитель: Volvo

Модель: D13

Тип двигателя: Inboard

Тип топлива: Diesel

ПОДРОБНОЕ ОПИСАНИЕ

Standard Features

- Hydraulically operated bathing platform
- Hydraulic passerelle
- Aft deck seating area with solid teak table
- Reverse cycle air conditioning
- Electronic engine controls with joystick mooring control
- 13 kw Kohler diesel generator
- 11 hp bow thruster
- Raymarine or Garmin NAV system
- Electrically operated stainless steel patio door
- Glendinning cabledmaster
- Teak cockpit, flybridge and bathing platform
- Flybridge bar with sink, BBQ, fridge, ice maker
- Wahser/dryer
- Dishwasher
- Combination oven/grill
- Integrated audio system
- 32" LCD TV in salon
- Twin holding tanks with pump out system
- Silent flush electric toilets
- 1500 w electric anchor winch
- 1250 w capstan mooring winches
- Sprung mattress throughout
- Full external cover set
- Pearl crockery, cutlery and towel suite
- Aft Crew Cabin sleeps 2

Custom Upgrades

- Interior Designed by Kelly Hoppen
- SK9 Seakeeper Gyro
- Underwater Lights
- Hydraulic Flybridge Bimini Top

Deck Features

- Hydraulically operated bathing platform.
- Teak laid aft deck, bathing platform, fly bridge, and side decks.
- Foredeck sunbathing area.

- Aft deck teak table.
- Foredeck anchor storage lockers.
- Fitted heavy-duty stainless steel rubbing strake.
- Bonded glass windscreen and side windows.
- Hot and cold transom shower.
- Water and furl fillers.
- Full set of IMCO navigation lights.

Stainless Steel Fittings

- Pulpit.
- Foredeck hand rails.
- Side hand rails on fly bridge sides.
- Hydraulic remote control passarelle.
- Stainless steel framed smoked acrylic fly bridge wind deflector.
- Twin bow, stern, mid ship and transom cleats.
- Heavy duty forward fairleads.
- Heavy duty aft fairleads.
- Bathing ladder.
- Lewmar electric anchor winch.
- Lewmar electric mooring winches.
- Twin cockpit gates.
- Stainless steel 30kg Bruce anchor with 75 metre chain.
- Stainless steel bow roller for automatic launch and recovery.
- Stainless steel horn.

Aft Cockpit

- Cushioned seating.
- Aft deck teak table.
- Teak laid steps to fly bridge and bathing platform.
- Recessed high and low level waterproof lighting.
- Manual bilge pumps.
- Moulded hatch access to engine room.
- Hinged fly bridge steps for access to crew cabin.
- Hinged locker containing fuel shut-off levers, and engine room fire extinguisher override.

Upper Helm Postion and FlyBridge

- Twin Helm seat.
- Multifunctional helm station.

- Electro hydraulic steering.
- Cableless electronic single lever engine controls with joystick mooring control.
- Full engine instrumentation.
- Colour GPS plotter, radar, digital speed and depth gauges.
- VHF radio.
- Autopilot.
- Controls for anchor winch and searchlight.
- Switches for bilge pumps, horn and navigation lights.
- High speed magnetic compass.
- Upholstered seating area incorporating storage lockers.
- Upholstered sunbathing area.
- Waterproof speakers and controls for hi-fi system.
- Fixed teak table.
- Barbecue and sink unit with drinks fridge.
- Fly bridge access hatch.
- Recessed low level waterproof lighting.

Saloon/Dining area

- Various saloon/dining area layout options.
- Upholstered 'C' shape saloon seating & 'L' shape dinette seating area incorporating storage.
- 39" LCD TV on a rise & fall lifter built into seating.
- DVD player.
- Halogen lighting incorporated into ceiling panels.
- High & low level lighting .
- Designer table lamps and shades.
- High level air conditioning outlets.
- Integrated music system with concealed speakers.
- Fitted carpet or wood flooring.
- Coffee table with material finish.
- Fixed dining table.
- Bonded side windows.
- Stairs to lower accommodation with glass guard.

Lower Helm Area

- Bonded windscreens and side windows,
- Twin helm seat.
- Multifunctional helm station.
- Electro hydraulic steering.
- Cableless electronic single lever engine controls with Joystick mooring control.
- Full engine instrumentation.

- Colour GPS plotter, radar, digital speed and depth gauges.
- VHF radio.
- Autopilot.
- Controls for anchor winch and searchlight.
- Switches for windscreen wipers, bilge pumps, horn and navigation lights.
- High speed magnetic compass.
- Main control panel including controls for AC/DC and generator.
- Fitted carpet or wood flooring.

Galley

- Stainless steel framed patio door to aft deck.
- Choice of work tops and flooring finished.
- Integral four-plate halogen hob.
- Combination microwave/conventional oven and electric grill.
- Integrated fridge/freezer.
- Dedicated crockery and cutlery storage.
- Uniquely designed built-in storage cupboards and drawers.
- Sink and drainer with hot and cold mixer tap.
- Halogen lighting incorporated into ceiling panels. High & low level lighting. Pearl crockery, cutlery and glass set.
- Upholstered seating are with upholstered foot stool.

Master Stateroom

- 6'6" X 5'6" bed with fully sprung mattress and storage below.
- Dressing table with storage drawers and stool.
- Wardrobe with hanging light rail and shelving.
- Seating area with storage below.
- High level air-conditioning outlets.
- 32" LCD TV
- Bedside cabinet with drawers and twin reading lights above.
- Bonded glass port lights with opening section and blind.
- Halogen lighting incorporated into ceiling panels.
- Integrated music system controls with concealed speakers.
- High & low level details lighting. Mirrors.
- Carpet.
- Adjustable bedside reading lamps.

Master En-Suite Head

- Fitted electric quiet flush marine toilet.

- Wash basin with mixer taps and storage cupboard below.
- Wet room style shower room with overhead and body jet shower.
- Glass shower door.
- Choice of sink tops and flooring finishes.
- Bonded glass port lights with blind.
- Halogen lighting incorporated into ceiling panels.
- Touch pad lighting with dimming control.
- Extractor fan.
- Mirror.
- Feature wall lighting.
- High & low level detail lighting.

Forward Stateroom

- 6'6" X 5'6" bed with fully sprung mattress and storage below.
- Dressing table with storage drawers.
- Wardrobe with hanging light rail and shelving.
- Seating area with storage below.
- Seating area cabinet with drawers.
- High level air-conditioning outlets.
- 27" LCD TV
- Bedside twin reading lights.
- Bonded glass port lights with blind.
- Halogen lighting incorporated into ceiling panels.
- Integrated music system controls with concealed speakers.
- Ceiling mounted hatch with dual blind screen.
- High & low level detail lighting.
- Mirrors.
- Carpet.

Forward En-Suite Head

- Fitted electric quiet flush marine toilet.
- Wash basin with mixer taps and storage cupboard below.
- Overhead and body jet shower.
- Acrylic shower door.
- Choice of sink tops and flooring finishes.
- Bonded glass port lights with blind.
- Halogen lighting incorporated into ceiling panels.
- High & low level detail lighting.
- Extractor fan.
- Mirror.

Port Guest Cabin

- Two single berths in a bunk bed arrangement.
- Wardrobe with hanging rail light and shelved section.
- Reading light for top bunk.
- Bedside cabinet with drawers and reading light above.
- 20" LCD TV/DVD.
- Bonded glass port lights with blind.
- Halogen lighting incorporated into ceiling panels.
- High level air-conditioning outlets.
- Mirror.
- Carpet.

Starboard Guest Cabin

- Two single berths.
- Wardrobe with hanging rail light and shelved section.
- Bedside cabinet with drawers and twin reading lights above.
- 20" LCD TV/DVD
- Bonded glass port lights with blind.
- Halogen lighting incorporated into ceiling panels.
- High level air-conditioning outlets.
- Mirror.
- High & low level detail lighting.
- Carpet.

Forward Day Head

- Fitted electric quiet flush marine toilet.
- Wash basin with mixer taps and storage cupboard below.
- Overhead shower
- Acrylic shower door.
- Choice of sink tops and flooring finishes
- Bonded glass port lights with blind
- Halogen lighting incorporated into ceiling panels.
- High & low level detail lighting.
- Extractor fan.
- Mirror.

Crew Cabin

- Two single berths

- Wardrobe with Hanging rail light and shelved section.
- 20" LCD TV/DVD
- Shore power breaker near crew entrance.
- Holding tank and water tank monitoring gauges near
- Crew entrance

Crew En-Suite

- Fitted electric quiet flush marine toilet.
- Wash basin with mixer taps, pull out spray hose and storage cupboard below.
- Halogen lighting incorporated into ceiling panels.
- Extractor fan.
- Mirror.

Electrical

240V:

- 13kva generator providing 230vAC 50Hz.
- Polarity check system.
- Power points in master stateroom, saloon, galley, forward stateroom, guest cabins, crew cabin and engine room.
- 220/240v shore power supply.

24V:

- Heavy-duty AGM batteries for engine starting and domestic supply.
- Battery chargers with split charging system for domestic, generator & engine start batteries.
- All circuits protected by circuit breakers controlled from main control panel.

Fuel

- Fiberglass fuel tank total capacity 3200 litres.
- High capacity water separators and fuel filters.
- Emergency fuel shut-off levers in aft cockpit.

Fresh Water

- Integrated water tanks total capacity 900 litres.
- Water heated either by engines or 220/240v immersion heater.
- Hot water supplied by calorifier.

- Automatic pressurized water system with pump filter.
- Water tank contents gauge.

Waste System

- Holding tanks with contents gauges and pump out from deck outlet or through hull.

Mechanical

- Soundproofed engine bay with high power extractor fans.
- Choice of engines and propulsion system.
- Reverse cycle chilled water air-conditioning system with controls throughout.
- Cathodic protection.

Safety

- Automatic fire extinguishers in engine and generator room with auto shut down and alarm indicator panel on helm position.
- Hand operated fire extinguishers in all cabins, galley and on deck.
- Automatic bilge pumps with manual override in forward bilge, aft bilge and engine room.
- Externally operated manual bilge pumps in aft cockpit.
- Four ropes
- Eight fenders
- First aid kit

Other

- Full external covers set.
- Glendenning cable master.

Manual

- All manuals will be supplied in English.

Delivery

- Vessels are delivered fob Southampton, UK.






Исключения

При продаже яхты исключаются личные вещи владельца.

Отказ от ответственности

Компания предоставляет описание судна или яхты добросовестно, но не может гарантировать точность этой информации, а также не ручается за техническое состояние. Покупатель должен проинструктировать своих агентов или оценщиков исследовать представленную информацию более подробно, по собственному желанию. Продажа судна или яхты, изменение цены или снятие с продажи будет происходить без предварительного уведомления.

ФОТОГРАФИИ





КОНТАКТЫ

Андрей Шестаков (Andrey Shestakov) – ведущий яхтенный брокер отдела продаж яхт и судов компании Shestakov Yacht Sales Inc. Официальный представитель Shestakov Yacht Sales Inc. для русскоговорящих клиентов в центральном офисе компании в Майами/Форт Лодердейл/Флорида/США.

Контактная информация

Email: **andrey@shestakovyachtsales.com**

Web: shestakovyachtsales.com

Телефоны

Краснодарский край: **+7(918)465-66-44**

США, Майами, Флорида: **+1(954)274-4435**

Время работы

Понедельник – Суббота: **9:00 - 21:00** EDT

Воскресенье: **Закрето**

Адрес



Harbour Towne Marina, 850 NE 3rd St, STE 213, Dania, FL 33004