

HYDRO THERAPY — CARVER



Builder: CARVER

Year Built: 2009

Model: Motor Yacht

Price: PRICE ON APPLICATION

Location: United States

LOA: 47' 0" (14.33m)

Beam: 14' 2" (4.32m)

Min Draft: 3' 6" (1.07m)

Our experienced yacht broker, Andrey Shestakov, will help you choose and buy a yacht that best suits your needs **Hydro Therapy — CARVER** from our catalogue. Presently, at Shestakov Yacht Sales Inc., we have a wide variety of yachts available on our sale's list. We also work in close contact with all the big yacht manufacturers from all over the world.

If you would like to buy a yacht **Hydro Therapy — CARVER** or would like help answering any questions concerning purchasing, selling or chartering a yacht, please call **+1(954)274-4435**

TABLE OF CONTENTS

TABLE OF CONTENTS	2
SPECIFICATIONS	3
Overview	3
Basic Information	8
Dimensions	8
Speed, Capacities and Weight	8
Accommodations	8
Hull and Deck Information	9
Engine Information	9
PHOTOS	10
CONTACTS	26
Contact details	26
Telephones	26
Office hours	26
Address	26

SPECIFICATIONS

Overview

This pristine vessel is very well cared for with "no" excuses to be had. "Hydro Therapy" is a true pleasure to behold with sleek modern lines and every amenity imaginable.

"Hydro Therapy" is a fast and efficient Motor Yacht with state of the art Volvo Penta propulsion delivering a cruise speed of approximately 22 kts. (25.3 mph.) and a top speed of 26 kts. or 30 mph.

Docking is made easy with bow and stern thrusters.

Luxurious interior design will make Ladies and Gents alike, quite pleased with tasteful earth toned appointments.

"Hydro Therapy" is priced right and is the best opportunity on the market. This vessel is (for all practical purposes) like buying a new vessel.

Standout Features

**** Recent Survey is Available***

**** Simrad AP-24 Autopilot brand new 2015 * Three zone A/C delivering a total of 40,000 BTU of cool * Dark Cherry Wood cabinetry throughout * Three Samsung televisions in Salon and both Staterooms * Central vacuum system * Twin Volvo Penta D6-435 h.p. Main engines with approximately 275 hrs. * Kohler state of the art 10 KW Generator set with approximately 55 hrs. * Bow and stern thrusters delivering 220 lbs. each of thrust***

Boat Name Hydro Therapy Dimensions LOA: 49 ft 2 in Beam: 14 ft 2 in Minimum Draft: 3 ft 6 in Bridge Clearance: 18 ft 0 in Dry Weight: 35811 lbs Engines Engine 1: Engine Brand: Volvo Penta Year Built: 2009 Engine Model: D6-435 Engine Type: Inboard Engine/Fuel Type: Diesel Location: Starboard Engine Hours: 275 Propeller: 3 blade propeller Drive Type: Direct Drive Engine Power: 435 HP Engine 2: Engine Brand: Volvo Penta Year Built: 2009 Engine Model: D6-435 Engine Type: Inboard Engine/Fuel Type: Diesel Location: Port Engine Hours: 275 Propeller: 3 blade propeller Drive Type: Direct Drive Engine Power: 435 HP Tanks Fresh Water Tanks: (90 Gallons) Fuel Tanks: Aluminum (562 Gallons) Holding Tanks: (75 Gallons) Accommodations Number of double berths: 2 Number of cabins: 2 Number of heads: 2 Electronics Cockpit speakers - Two Speakers Compass - Ritchie Large Magnetic Compass VHF - Ray 240 VHF with Remote Handset Log-speedometer - Raymarine E-80 Multifunctional Display Navigation center - Raymarine E-80 Multifunctional Display Autopilot - Simrad AP-24 new 2015 GPS - Incorporated into Raymarine Multifunctional Display Plotter - Raymarine Multifunctional Display CD player - Clarion six disk CD Changer TV set - Three Depthsounder Inside Equipment Refrigerator - Nova Kool Bow thruster - Side Power Thruster Deep freezer - Nova Kool Stern thruster - Side Power 225 lbs. thruster Air conditioning - Three with Total 40,000

BTU Hot water Battery charger - Charles 10 AMP for gen. and Charles 80 AMP for House
Electric bilge pump - Three at 1500 gph Each Electrical Equipment Generator - Kohler 10 KW
Shore power inlet - Located on Transom Electrical Circuit: 12V Outside Equipment/Extras
Electric windlass

2009 Carver 47 Motor Yacht

First Impressions

Hydro Therapy has a futuristic look about her, with clean lines and a fresh wax, she sits light upon the water glimmering in the sunshine. She somehow resembles some type of very clean spaceship.

Walk Around

Stepping aboard her swim step one notices how large the swim step is. Very close to the waters edge. Here on the port outside of the transom are the shore power inlets and fresh water hose hookups. Double transom gates lead to the cockpit, which would make an excellent fishing area, especially with the extension of the large swim platform. There is a water tight door leading to the Master Stateroom from the cockpit. One can step out on a nice night and gaze at the stars.

Heading up a curved staircase is the Sundeck. Here is a plush settee, wetbar with an ice maker and entrance to the Salon down, the Flybridge up and through glass swinging doors to the port and starboard side decks. This area is comfortable with mounted speakers in the fiberglass roof and is enclosed with canvas to break the wind.

Down the companionway and into the Salon one is confronted with a full beam living area, with a plush sofa to starboard with reclining chairs built in and across from two very comfortable barrel chairs to port. This space abounds with natural light and is a quite cheerful and bright place to be. Here also is a 42" TV, six disk CD changer and a great entertainment sound system. There is dark cherry cabinetry to starboard and aft. This furniture quality cabinetry and trim continues throughout the vessel.

Down a couple of steps and forward is the Galley, with a plush dinette and dining table to starboard and the kitchen area to port. This Kitchen/Galley has most all the amenities of home, with a flat surface two burner stove top, A Sharp microwave/convection oven and Nova Kool refrigerator freezer. Here also is a stainless sink with a high quality tall faucet. Cabinetry abounds and "of course" there is the coffee maker. Overhead lighting throughout. One could do worse!

Continuing forward you will find the VIP Stateroom with a plush roomy double berth. Here also is a 26" TV, DVD player, stereo, climate control and a cedar lined hangup closet. Here too is plenty of that beautiful cabinetry lining both sides of the space. A stand alone shower stall is to port in this space and is separate for the ensuite accessed to starboard.

The forward head connects to the VIP Stateroom making it an ensuite. This head is well appointed with toilet and a spacious sink area. There is also a second door to this head leading back into the galley. With the Master Stateroom ensuite door being shut, this space can be accessed without disturbing those in the VIP.

Back and across the Salon you will come to the Master Stateroom steps going down into this luxurious space. The queen size berth is situated athwartships in this space, head to the port side. This cozy bed is surrounded with cabinetry, with a very large hangup closet forward and beside the bed. Across to starboard is the ensuite, with a glass enclosed shower with seat, toilet and sink area. Just to the aft and starboard of the ensuite is a vanity with mirror, a 32' Flat screen TV with DVD above and more generous cabinetry. That door to the aft deck is on the after bulkhead.

Back up to the Sundeck and out one of the glass doors port or starboard leads up the side decks and to the bow. Grab rails are here for a secure handhold in inclement weather. On the bow is a cushioned and upholstered lounging area and the ground tackle consisting of a Fortress anchor (plow type) and all chain rode with an electric windlass. This windlass can be controlled from the Flybridge or locally with foot switches. The bow pulpit stainless rails support a search light, also controlled from the bridge. There is a fresh water washdown spigot here for cleaning the chain and anchor as it comes in. There is also a fresh water wash down back aft.

Now, up to the Flybridge! Here you are met with a thoroughly modern control console with very nice captains and first mates chairs. A settee resides to the starboard side and a small cabinet with table top to port, with the entirety being enclosed with canvas. The console Consists of all navigation and control devices. This will include Steering wheel, engine throttles, Autopilot, depth, speed log and navigation, which most can be monitored from a Raymarine E-80 multifunctional display screen. Bow and stern thrusters are controlled here for docking and everything associated with moving or anchoring the vessel. Don't forget the horn! This is a very nice area to sit back and watch the sea go by, at a pretty brisk rate or just slow cruising.

The engineering space is below the Salon sole and is full of state of the art equipment including two Volvo Penta D6- 435 h.p. main engines with approximately 275 hours on them. Here also is a 10 KW Kohler gen-set with maybe 55 hours on it, with enough power to run a large house. This vessel, for all practical purposes is better than new with the added equipment such as the brand new autopilot, which she did not have before the current ownership. The "Hydro Therapy" holds 562 gallons of fuel which gives her pretty long legs.

Engine

**** Two Volvo Penta D6-435 diesel main engines with 275 hrs. * 10 KW Kohler generator with 55 hrs.***

Salon

*** AC/DC distribution panels * Barrel chairs * Carpet is tufted cut pile, crush resistant 100% nylon * Sofa with recliners * Duette blinds * Entrance stairway-cherry wood risers, carpeted treads with stainless rails * 42" Samsung TV with entertainment system * Clarion entertainment system * Lights are halogen recessed with dimmer in overhead * Electrical outlets * Two stereo speakers * Two storage cabinets**

Galley

*** Corian counter tops * Electrical outlet * Bamboo flooring * Halogen (5) recessed under cabinets and in overhead * Sharp grill-2 convection/microwave * Euro Kera two burner smooth top cooktop * Nova Kool 9.1 cubic feet refrigerator freezer * Stainless sink with tall designer faucet * Two stereo speakers * 10 storage cabinets * Ventilation fan**

Master Stateroom

*** Double bed with pillowtop innerspring mattress * Two cherry wood nightstands * Tufted cut pile carpet (crush resistant) 100% nylon * Cedar lined lockers: One hanging with light, one with shelf * Inlaid countertops with cherry trim * Decor matched curtains * Electrical outlet * Hinged water tight entrance door with lockable device aft * Hull portlights-opening with screen * Halogen overhead lighting (7) recessed * Two halogen sconces, directable for reading * Two stereo speakers * Vanity with mirror**

Master Head

*** Corian countertops with sink and backsplash * Decor matched curtains * Electrical outlet * Solid cherry wood entrance, secures open or closed * Head fan * Hull portlights (frosted) with screen * Four halogen overhead lights recessed * Medicine cabinet * VacuFlush toilet * Nonskid sole * Shower stall-halogen overhead light recessed * Shower door is acrylic with aluminum frame. Secure open or closed * Removable shower head for use by hand**

VIP Head

*** Entrance doors from Stateroom or galley-solid cherry wood * Electrical outlet * Head fan * Hull portlights (frosted) with screen * Four halogen lights recessed * Two medicine cabinets with mirrored doors * Nonskid sole * Storage cabinet * VacuFlush toilet * Corian countertop with sink * Separate Shower stall with halogen lighting * Separate shower stall solid cherry wood entrance door * Shower head removable for hand use**

VIP Stateroom

*** Double berth offset * Tufted cut pile carpet (crush resistant) 100% nylon * Decor matched curtains * Electrical outlet * Entrance door is solid cherry wood, secure open or closed * Cedar lined hanging locker with light * Hull portlights fixed non-opening * Two directable halogen lights for reading * Four overhead halogen lights recessed ***

Mirror on forward bulkhead conceals anchor chain locker * Overhead hatch, tinted, lockable with inside screen * Six storage cabinets

Brokers Observations

"Hydro Therapy" is probably the best opportunity on the market in this class of vessel. Very low hours and being a 2009 model of excellent condition make this vessel quite a find for some lucky Mariner. The owner has "hydro Therapy" priced very right for this level of quality.

Particulars Sourced From Manufacturer

Construction

*** Cherry wood bulkheads, cabinetry and trim throughout cabin, with high gloss finish.**
*** Fabricated aluminum floor frames with stainless steel stanchions. * Hand laid molded fiberglass components featuring composite laminate hullsides, decks and cabintops. * Hull bottom sandblasted in preparation for bottom paint, Assures adherence and eliminates the "peeling effect". * Molded fiberglass stringer system * Unitized deck and cabintop construction with integral aluminum truss reinforcement in cabintop structure. * Solid fiberglass hull bottoms with Knytex substrates and vinylester barrier coat. * Structural engine mountings reinforced stringer mountings with double gusseted angle steel plates. * Tinted tempered safety glass frameless window systems.**

Mechanical

*** Carver docking system with Side Power bow and stern thrusters. * Dripless shaft logs.**
*** Fuel tanks welded and baffled 5052 aluminum. * Hydraulic steering. * Internal seawater strainers. * Propeller shafts- Aquamet 1.75" * Propellers four blade Certifiable Alloy NiBrAl-23" diameter. * Rudders and struts- 421 manganese bronze. * SureSeal self aligning shaft seals. * Trim tabs-stainless steel.**

Engine Room

*** Bilges coated with white low-VOC gelcoat. * Bulkheads laminated to hull sides and stringers * Insulation acoustical and thermal vinyl vapor barrier. * Lights (3) incandescent on forward and aft bulkheads**

Electrical

*** Four 31 series starting batteries. * Three series 31 deep cycle batteries. * One 80 amp battery charger for house and one 10 amp for gen * GFCI protection on all electrical outlets. * 50 amp shore power inlet. * Wiring tinned copper strand wire-color coded.**

Safety

*** 65-5-5-5 marine grade bronze seacocks. * AC isolation transformer. * Battery master**

disconnect switches. * Battery restraint boxes and straps. * Bilge pumps- three 1500 gph. * CO detectors in Salon and Staterooms * Temperature and oil pressure engine alarms. * Automatic fire suppression system. * Internal bonding system with 8 guage wire.

Rails and Hardware

**** Bow rail 1" stainless steel. * Bow rail stanchions double welded inside and out stainless mounted to aluminum backing plates. * Grab rail stainless steel * Hand rail 1" stainless steel.***

Basic Information

Category: Motor Yacht

Model Year: 2009

Year Built: 2009

Country: United States

Dimensions

LOA: 47' 0" (14.33m)

Beam: 14' 2" (4.32m)

Min Draft: 3' 6" (1.07m)

Speed, Capacities and Weight

Displacement: 35811 Pounds

Water Capacity: 90 Gallons

Holding Tank: 75 Gallons

Fuel Capacity: 562 Gallons

Accommodations

Total Cabins: 2

Total Berths: 2

Total Heads: 2

Hull and Deck Information

Hull Material: Fiberglass

Engine Information

Manufacturer: Volvo Penta

Model: D6-435



Engine Type: Inboard

Fuel Type: Diesel

PHOTOS



































CONTACTS

Andrey Shestakov, leading yacht broker of the sales department of Shestakov Yacht Sales Inc. Shestakov Yacht Sales Inc., the official representative of the Miami/Fort Lauderdale FL headquarters.

Contact details

Email: **andrey@shestakovyachtsales.com**

Web: shestakovyachtsales.com/en/

Telephones

USA: **+1(954)274-4435**

Office hours

Monday – Saturday: **9:00 - 21:00 EDT**

Sunday: **closed**

Address



Harbour Towne Marina, 850 NE 3rd St,
STE 213, Dania, FL 33004