

MY GIRL — HAMPTON YACHTS



Судостроитель: [Hampton Yachts](#)

Год постройки: 2012

Модель: Моторная яхта

Цена: ЦЕНА ЯХТЫ ПО ЗАПРОСУ

Местонахождение: United States

Длина общая: 68' 0" (20.73m)

Ширина: 18' 10" (5.74m)

Мин. осадка: 5' 2" (1.57m)

Макс. осадка: 5' 6" (1.68m)

Крейс. скорость: 13 Kts. (15 MPH)

Макс. скорость: 20 Kts. (23 MPH)

Купить **My Girl — Hampton Yachts** а также выбрать подходящую вам яхту из нашего **каталога яхт** вам поможет опытный яхтенный брокер Андрей Шестаков. На сегодняшний день компания **Shestakov Yacht Sales Inc.** имеет большое количество яхт в **собственном списке продаж**, а также тесно сотрудничает со всеми крупными **яхтенными производителями** по всему миру.

Для того чтобы купить яхту **My Girl — Hampton Yachts** а также проконсультироваться по любому вопросу связанному с покупкой, продажей, чартером яхт позвоните по телефону **+7(918)465-66-44**.

ОГЛАВЛЕНИЕ

ОГЛАВЛЕНИЕ	2
ХАРАКТЕРИСТИКИ	6
Обзор	6
Основная информация	6
Размеры	6
Скорость, вместимость и масса	7
Размещение	7
Корпус и палуба	7
Информация о двигателе	8
ПОДРОБНОЕ ОПИСАНИЕ	9
Introduction	9
Walk Thru	9
Engine Room & Mechanical Equipment	12
Electronics (Command Bridge)	13
Galley	13
Deck Equipment	13
Additional Ship's Equipment	14
Electrical Systems & Equipment	15
Performance/Efficiency *	15
Broker's Remarks	16
Inclusions (not on board)	16
Exclusions	16
Исключения	16
Отказ от ответственности	16
ФОТОГРАФИИ	18
Running Shot Stbd Side	18
Running Shot Overhead View Going Away	18
Running Shot Overhead View	18

Running at Speed Port Side	18
Tide Ride Boarding Stairs	18
Welcome Aboard!	19
Aft Deck Original Fabric	19
Aft Deck with New Fabric	19
Aft Deck	19
Aft Deck	19
Aft Deck	19
Aft Deck Day Head	19
Docking Station Port	19
Docking Station Starboard	20
Saloon View Fwd	20
Saloon Stbd Side	20
Saloon Port Side	20
Saloon TV Raised	20
Saloon TV Cabinet	20
Saloon View Aft	20
Saloon Lounge	20
Galley	21
Galley Up	21
Galley Stove Top & Oven	21
Galley Refrigerator/Freezer	21
Galley Dinette	21
Galley Dinette w/Blinds	21
Galley Dinette TV Cabinet	21
Master Stateroom	21
Master Stateroom View	22
Master Stateroom View	22
Master Stateroom King Bed	22

Master Stateroom Dressing Room	22
Master Ensuite Head	22
Master Ensuite Shower	22
Washer & Dryer at Entrance to Master Stateroom	22
VIP Stateroom	22
Guest Stateroom	23
VIP & Guest Shared Head	23
VIP & Guest Shared Head	23
Crew Berths	23
Crew Berths	23
Crew's Mess	23
Electrical Panel	23
Flybridge View Fwd	23
Flybridge Dinette	24
Flybridge Helm Console	24
Flybridge Helm Instruments	24
Flybridge Helm	24
Flybridge BBQ, Sink & Refrigerator	24
Flybridge Boat Deck	24
Flybridge Boat Deck Fwd	24
Flybridge Boat Deck Life Raft	24
Tender Chocks on Boat Deck	25
Foredeck	25
Portuguese Bridge	25
Superstructure	25
Windlass	25
Bow Seating	25
Engine Room	25
Engine Room	25

Starboard Engine	26
Starboard Engine	26
OB of Starboard Engine	26
Port Engine	26
Chilled Water A/C	26
Generator - Port	26
Generator - Stbd	26
Tender AB13DLX-2013	26
Tender Yamaha 60hp 4-stroke	27
My Girl	27
My Girl	27
My Girl	27
My Girl	27
КОНТАКТЫ	28
Контактная информация	28
Телефоны	28
Время работы	28
Адрес	28

ХАРАКТЕРИСТИКИ

Обзор

"My Girl" is flawless! This, is not an overstatement of the yacht's condition. It is indeed rare to find a yacht whether new or used that is in the exceptional condition of this Endurance 680 LRC. For an outstanding virtual tour of "My Girl", click on this link

If you're looking for a proper yacht upon which to mount a couple of Kayaks, some motor bikes and provisions and escape together with your family and friends the madness of life on land and to some peaceful, beautiful out-of-the-way destination then, the **Endurance 680** was made for you.

Основная информация

Тип судна: Моторная яхта

Подкатегория: Long Range Cruiser

Модельный год: 2012

Год постройки: 2012

Страна: United States

Верх: Hardtop

Открытая палуба мостика: Да

Размеры

Длина общая: 68' 0" (20.73m)

Длина по ватерлинии: 64' 8" (19.71m)

Ширина: 18' 10" (5.74m)

Мин. осадка: 5' 2" (1.57m)

Макс. осадка: 5' 6" (1.68m)

Трапы: 24' 0" (7.32m)

Длина привального бруса: 68' 0" (20.73m)

Скорость, вместимость и масса

Крейс. скорость: 13 Kts. (15 MPH)

Крейсерская скорость поворота:
1500 Kts.

Макс. скорость: 20 Kts. (23 MPH)

Макс. скорость поворота: 2200 Kts.

Водоизмещение: 110000 Pounds

Вместимость воды: 400 Gallons

Вместимость сточного бака: 110
Gallons

Объем топливного бака: 2000
Gallons

Размещение

Всего кают: 3

Всего коек: 4

Спальные места: 6

Всего ком. состава: 3

Каюты экипажа: 1

Койки экипажа: 2

Спальных мест экипажа: 2

Комм. состав экипажа: 1

Корпус и палуба

Материал корпуса: Fiberglass

Материал палубы: Fiberglass

Комплектация корпуса: Chined Hull

Цвет корпуса: White

Отделка корпуса: Fiberglass

Дизайнер корпуса: Howard
Appolonio

Дизайнер экстерьера: Howard
Appolonio

Дизайнер интерьера: Custom by
Owner

Информация о двигателе

Двигатели: 2

Производитель: Caterpillar

Модель: C-18

Тип двигателя: Inboard

Тип топлива: Diesel

ПОДРОБНОЕ ОПИСАНИЕ

Introduction

The **Endurance 680** built by the Hampton Yacht's Shipyard is uniquely designed and constructed to meet the needs of the cruising family who desires extended range and economical operation but, wishes to have the ability to pop-up, on plane and cruise at 17 knots to get out of the weather or otherwise cover ground more quickly. Noted naval architect, Howard Apollonio, designed the "Hybrid Hull" to do just that. Providing exceptional stability while cruising at 9.5 - 11.0 knots for range or at 17 knots when trying to cover ground, the Endurance line of quality built yachts by Hampton is the only yacht in this class to truly achieve this ability.

If you're looking for a proper yacht upon which to mount a couple of Kayaks, some motor bikes and provisions and escape together with your family and friends the madness of life on land and to some peaceful, beautiful out-of-the-way destination then, the **Endurance 680** was made for you.

Safety and security is provided by a hull, built of solid, hand-laid up fiberglass and featuring 2-3 layers of Kevlar built into the lay-up. Vinylester resin is used for the first 3 layers of the lay-up and the result is a hull and yacht of great strength. Covered walk-around side-decks with high protective bulwarks, aft docking stations and "Yacht Controller" help to make management of the yacht while docking or anchoring easily managed either with, or without crew.

"My Girl" is flawless! This, is not an overstatement of the yacht's condition. It is indeed rare to find a yacht whether new or used that is in the exceptional condition of this Endurance 680 LRC.

Walk Thru

(Please see main-deck layout following in this listing) Click on this link to connect to a virtual tour of "My Girl".

Starting on the **Aft-Deck**, a set of two (2) stairways lead aft and down on port and starboard sides to the FRP swim platform which is molded into the hull. A large varnished 32" wide oval hard-wood table with compass rose inlay is mounted just in front of a newly cushioned bench seat and is perfect for casually dining 6 persons. A set of easily managed stairs lead up from the covered aft-deck to the boat-deck above and/or wide, covered side-decks lead forward to the Portuguese bridge and forward from there out onto the fore-deck. A day-head forward on the aft-deck and on the

starboard side enables one to avoid tracking sand and seawater through the yacht when returning from adventures ashore. A flip-down 22" TV built into the overhead is one of eight (8) aboard the vessel.

Entering the spacious **Main Saloon** through sliding tempered glass and stainless steel double doors, a custom made "L-shaped" sectional sofa with built-in storage under and a high/low coffee table is immediately to starboard with two (2) swiveling occasional matching chairs on either side of a TV cabinet across on the portside. This cabinet houses a 40" LED TV and the whole of the saloon was masterfully built of makore (cherry) wood which has been finished to a high gloss. Burlled redwood inlaid counter and table-tops also show off the superior craftsmanship of this experienced builder. The sole is plushly carpeted and this area comfortably seats eight (8). A dry-bar with wine cooler is forward in the saloon on the portside and access to the crew quarters and engine-room is down a stairway aft and on the portside of the saloon. A Bose Surroundsound stereo system with sub-woofer provides a great audio experience when used either in conjunction with the TV or stereo's components. Blinds are by Hunter Douglas.

Forward from the saloon and up two steps the large **Galley** is to starboard and a stairway on the portside leads up to the covered fly-bridge deck and helm station. Forward of the galley is a large dinette which seats six (6) and this "country galley" is one of many sociable areas from which to enjoy the yacht. Water-tight side doors to port and starboard allow access out to side-decks and/or a wide set of easy sloping stairs leads forward and down from the galley/dinette area and to the Owner/Guest's accommodations. These stairs end at an elegantly decorated foyer with an inlaid marble compass rose built into the sole. The **Guest Accommodations** for four (4) in two (2) staterooms with a shared head and shower are forward and the **Master's Stateroom** with head en-suite is aft. The **VIP Guest's Stateroom** is all the way forward and features an Island Queen Size bed on the center-line, private entrance to the **Guest's head/shower**, cedar-lined hanging locker and drawer clothing storage. Additional features include a 20" flat screen TV, Pioneer AM/FM/stereo DVD/CD player, overhead skylight with screen and blackout shade, reading lamps and LED overhead lights with dimmers. The **second guest's stateroom** following aft and on portside, features side-by-side twin berths, cedar-lined hanging locker, drawer clothing storage, AM/FM/DVD/CD player and a 20" flat-screen TV. There is a cedar lined hanging locker and plenty of drawers under the bed for clothing storage. A 20" LCD flat-screen TV and Pioneer AM/FM stereo DVD/CD player provide entertainment. Aft of the guest's accommodations, down a companionway and past a locker inside which the stacked Bosch clothes washer and dryer are contained you enter the spacious **Owner's Stateroom**. This area spans the full width of the yacht's beam measurement (18' 10") and so provides great storage and space. Built in aft of the King-size bed's mirrored headboard is the head on the starboard side with his & hers sinks and a large shower. On the port-side there is a cedar-lined, walk-in dressing room with full length mirror. A bureau is to starboard in this room with a desk with built-in vanity across to port side.

Additional clothing storage is available in three (3) large cedar-lined hanging lockers and 25 drawers. An upgraded sound system by Fusion has been added here and there is also a 30" Sharp LED flat-screen HDTV.

Crew Quarters are aft of the Engine room and may be accessed either from a private entrance in from the swim platform or from the stairs leading down from the saloon. These large and comfortable quarters consist of a stateroom with over/under single bunk berths (2), drawers and a hanging locker for clothing storage, reading lamps above each berth, AM/FM/DVD/CD player and a Sharp 13" flat screen TV. The water closet and shower which are separate are just aft of the stateroom. A G.E. microwave oven and under counter mounted Norcold refrigerator with freezer compartment and a sink round out the accommodations for the crew quarters.

Fly-bridge Deck is where the centerline helm station and the yacht's command center is found. This area is covered by a fiberglass hard-top overhead and by hard, tempered glass semi-enclosure fore and aft. Three windshield wipers ensure good visibility in wet weather and electric blinds open to allow or, close off the penetration of daylight into the bridge area. The side curtains are eisenglas and slide open to allow in fresh sea breezes when desired. This area, when closed up is well sealed and 45,000 BTU's of air-conditioning and three (3) air handlers keep this "room" cold even in the "Dog Days of Summer". Two leather pedestal mounted adjustable helm chairs are mounted to the deck just aft of the helm console and a large dinette and "L-shaped" bench seating for six (6) makes certain that the helmsperson and navigator may have plenty of company when underway. A Fusion Stereo system w/ AM/FM/Bluetooth capability and upgraded speakers provide great sound and a 30" flip-down flat screen TV provides for your viewing pleasure. Aft of the fly-bridge and through a door is the very large, fiberglass **boat-deck**. Here, a davit rated for 1800 Lbs. lift capacity is ready to launch or load the 13' AB RIB Tender (2013) off of either the stern or the starboard side. A 6-person life raft is mounted on deck and a cabinet with an LPG barbeque, sink and U-Line refrigerator w/ ice-maker housed inside is built into the forward portion of this area.

The **fore-deck** is accessed through a door in the Portuguese bridge. Cushioned bench seats for two (2) persons on each seat are on either side of this door and provide comfortable seating from which to enjoy the "out-of-doors". A double windlass is mounted on deck forward to manage the ground tackle which consist of dual anchors mounted on anchor rollers in the bow pulpit and chain rode's.

The **Engine Room** is air-conditioned, "walk-in" and features full, standing headroom. Two generators positioned aft are housed inside hush boxes and fuel tanks (3) with sight gauges are situated all the way forward in the engine room. Stabilizers are easily accessed as is the chilled-water air-conditioning compressors, redundant cooling water and circulation pumps and the watermaker in this area.

Engine Room & Mechanical Equipment

T - Caterpillar "D" rated C-18 (873 HP Ea.) diesel main engines w/ Cat electronic engine controls and underwater exhaust and low RPM bypass to transom. Major preventative main engine service performed by **Caterpillar dealer, Alban Tractor Co, Inc - Annapolis, MD.** at 750 hours on 10/2016. Incl. removal of valve covers, cylinder heads, injectors, after coolers, heat exchangers, Etc. for inspection, replacement of gaskets/bolts torqued and sea-trialed. Engine oils changed every 100 hours.

Caterpillar engine instrumentation.

Racor dual 1000 FG primary fuel filters for each main engine

Engine room is immaculate, insulated with "Sound Down" to minimize noise transmission and is air-conditioned

3" Aquamet #22 S/S propeller shafts w/ Tides Marine dripless packing glands and spare seals. 4-bladed Props. Spare set of ZF 4-bladed Nibral props (not on board)

Stainless steel rudders and rudderposts

Bow & Stern Thrusters 33 HP Ea. - Hydraulic, Wesmar

Wesmar 3 term stabilizers w/ 9 Sq. Ft fins.

4 Function Dual Band **Yacht Controller wireless yacht control system** for Glendinning CAN-BUS dual main engine shift, bow and stern thrusters.

Chilled-water, reverse cycle air-conditioning system (6 tons) with back-up raw water pump with valves installed and a back-up circulation pump.

Diamond plate E R sole

Oil changing system - Electric for engines, gens and gears.

2 - 20 gallon hot water heaters

Headhunter 120V freshwater pump w/ Headhunter 24V backup pump.

FRP fuel tanks (fuel grade) and pressure tested

FRP water tanks (food grade) and pressure tested

Redundant pumps for hydraulic power steering pumps off each main engine.

Sea-Fire 1300M manual and FM200 fixed fire suppression system

Electronics (Command Bridge)

Monitors (2) were updated in 2015 to Garmin model 8215's (15" touch-screens) w/ remote joystick operation mounted in console and display GPS/Chart Plotter/AIS, radar, sonar on split screens

Radar 1 - Garmin w/ 72 Mi range with A.I.S.

Radar 2 - Garmin w/ 48 Mi range

Auto-Pilot - Simrad AP28

VHF Radios (2) - Garmin GHS 10

Video monitors with closed circuit cameras in engine room (2) and one wide-angle on aft-deck

Digital depthsounder, knot meter & log.

Azimuth compass,

Chronometer & Barometer by Weems & Plath

Windlass controls

Trim Tabs controls - Hynautic

Wema tank fill level indicators

Galley

Granite counter top with double under-mounted stainless steel sink, garbage disposal and single lever faucet, granite sole, GE appliances include full-size refrigerator/freezer, 4 burner electric cook-top, oven, microwave oven, trash compactor and dishwasher. Two bar-stools for service counter interaction with the cook and a retractable 32" LED TV round out the features of this useable yet sociable area.

Deck Equipment

Davit - 1800 Lbs. UMT with power lift and rotation

Life raft - Winslow 6 person, deck mounted in canister

13DLX **AB R.I.B. Tender** (2013) w/ 60 HP Yamaha OB motor and center console.

(Incl. Ray Marine depth finder, custom cover, lift harness and deck chocks installed)

Windlass dual hydraulic – Maxwell 3500 with foot switch controls

Docking stations (2), port & starboard on aft-deck

Ground tackle – 110 # Bruce anchor w/ 275' of chain and 1 – 100 # Plow anchor w/ 275' chain.

Deck wash-down on forward and aft decks.

Dockside pressure water connection.

Stainless steel swim ladder on swim platform

Hot & cold water freshwater shower on aft-deck.

Air horn – dual trumpet, ACR searchlight

Marquipt “Tide-Ride” 6 stepped Boarding Stairs w/ hand-rails

ACR E.P.I.R.B.

Dual anchor rollers in bow pulpit

Additional Ship's Equipment

“Yacht Protector” System installed during the fall, 2016. Smart, wireless yacht remote monitoring system provides critical yacht information to the owner's mobile device or a computer with internet connection. Spare set of ZF Props (40” x 36.5” pitch) in shipping crate

Clothes Washer & Dryer – Bosch

Hose Master – Glendinning electric hose reel retrieval system.

Watermaker – Sea Recovery SRA14C7000-1

KVH Sat. TV antenna w/ Direct TV to 7 receivers

Wine bottle cooler/chiller in saloon

Tecma marine toilets used in all 4 heads

Grohe showerheads and faucets used throughout

Central vacuum cleaning system

ShopVac mounted

Electrical Systems & Equipment

Generator #1 – Kohler 23 KW/60 HZ w/ sound shield (508 hours as of Dec 2017)

Generator #2 – Kohler 15.5 KW/60 HZ generator w/ sound shield (648 hours as of Dec 2017)

2 – Glendinning Cablemaster shore power reels w/ 75' 100 Amp cords.

2 – Shore Power isolation transformers with ISO Boost

LED lighting with dimmer controls throughout

50 Amp Charles 24V charger

30 Amp, 12V charger

Inverter 4 KW

8 – 115 Amp AGM marine batteries for house system

2 – 200 Amp AGM marine batteries per engine for starting

2 – 120 Amp Hvy duty marine battery per each generator for starting

AC/DC breaker/distribution panel with color coded wiring throughout

LED lighting throughout.

Performance/Efficiency *

2000 gallon fuel capacity: Theoretical Max cruising range estimate = 1800 + NMI.

At 1100 RPM the yacht cruises at 9.5 knots and uses 10.5 GPH in total.

At 1500 RPM, the yacht cruises at 11 knots/hour and uses 15 – 18 GPH/engine

At 2050 RPM, the yacht cruises at 15 knots/hour and uses 35-40 GPH/engine.

At 2200 RPM, the yacht achieves a top speed of 19.5 knots/hour using 45 GPH/engine.

*Estimated with one generator running - wind and current will effect this calculation.

Broker's Remarks

The second owners of Endurance 68-12 are most meticulous people. They're experienced and knowledgeable yacht owners who've owned "My Girl" since 2013. Detailed logs have been maintained of all maintenance as has a running series of annual lab results of analysis of the engine oils. The yacht has been nicely updated during their term of ownership.

Hampton Yacht's determination to create a self-sufficient, extended range, live aboard cruiser have come to fruition in the **Endurance 680**. Redundant systems such as for the power steering, freshwater delivery and air-conditioning ensures that a trip or cruise won't have to be cancelled or terminated early should one of these vital systems fail. Minimal maintenance requirements are achieved due to the lack of wood or aluminum being used in the construction of the yacht's exterior. Only S/S and fiberglass to maintain ensures that more time for pleasure and less time for work is the reward for ownership of an Endurance yacht by Hampton Shipyards.

If, you are looking forward to exploring the coastline and islands of the world and want to do so in comfort, safety and immersed in elegance then, the Endurance 680 LRC. by Hampton Yachts is your best choice in yachting.

Inclusions (not on board)

Mattress for lower crew's berth Second Bar Stool for crew area Spare Props

Exclusions

Owner's Tools Framed art of Chesapeake Bay in Saloon


Исключения

При продаже яхты исключаются личные вещи владельца.


Отказ от ответственности

Компания предоставляет описание судна или яхты добросовестно, но не может гарантировать точность этой информации, а также не ручается за техническое состояние. Покупатель должен проинструктировать своих агентов или оценщиков исследовать представленную информацию более подробно, по собственному желанию. Продажа судна или яхты, изменение цены или снятие с продажи будет происходить без предварительного уведомления.


ФОТОГРАФИИ




Running Shot Stbd Side




**Running Shot Overhead View Going
Away**




Running Shot Overhead View



Running at Speed Port Side



Tide Ride Boarding Stairs



Welcome Aboard!



Aft Deck Original Fabric



Aft Deck with New Fabric




Aft Deck



Aft Deck



Aft Deck



Aft Deck Day Head



Docking Station Port




Docking Station Starboard



Saloon View Fwd




Saloon Stbd Side



Saloon Port Side




Saloon TV Raised




Saloon TV Cabinet




Saloon View Aft



Saloon Lounge



Galley



Galley Up




Galley Stove Top & Oven



Galley Refrigerator/Freezer




Galley Dinette




Galley Dinette w/Blinds



Galley Dinette TV Cabinet



Master Stateroom



Master Stateroom View



Master Stateroom View



Master Stateroom King Bed



Master Stateroom Dressing Room




Master Ensuite Head



Master Ensuite Shower



**Washer & Dryer at Entrance to
Master Stateroom**



VIP Stateroom



Guest Stateroom



VIP & Guest Shared Head



VIP & Guest Shared Head



Crew Berths



Crew Berths




Crew's Mess



Electrical Panel



Flybridge View Fwd



Flybridge Dinette



Flybridge Helm Console




Flybridge Helm Instruments




Flybridge Helm




Flybridge BBQ, Sink & Refrigerator



Flybridge Boat Deck



Flybridge Boat Deck Fwd



Flybridge Boat Deck Life Raft




Tender Chocks on Boat Deck



Foredeck




Portuguese Bridge




Superstructure




Windlass



Bow Seating



Engine Room




Engine Room




Starboard Engine




Starboard Engine




OB of Starboard Engine




Port Engine




Chilled Water A/C




Generator - Port




Generator - Stbd



Tender AB13DLX-2013




Tender Yamaha 60hp 4-stroke




My Girl




My Girl



My Girl



My Girl



КОНТАКТЫ

Андрей Шестаков (Andrey Shestakov) – ведущий яхтенный брокер отдела продаж яхт и судов компании Shestakov Yacht Sales Inc. Официальный представитель Shestakov Yacht Sales Inc. для русскоговорящих клиентов в центральном офисе компании в Майами/Форт Лодердейл/Флорида/США.

Контактная информация

Email: **andrey@shestakovyachtsales.com**

Web: shestakovyachtsales.com

Телефоны

Краснодарский край: **+7(918)465-66-44**

США, Майами, Флорида: **+1(954)274-4435**

Время работы

Понедельник – Суббота: **9:00 - 21:00** EDT

Воскресенье: **Закрето**

Адрес



Harbour Towne Marina, 850 NE 3rd St, STE 213, Dania, FL 33004