

SOLWAY MIST — OYSTER YACHTS



Судостроитель: [Oyster Yachts](#)

Длина общая: 46' 10" (14.26m)

Год постройки: 2006

Модель: Sloop

Цена: ЦЕНА ЯХТЫ ПО ЗАПРОСУ

Местонахождение: Spain

Купить Solway Mist — Oyster Yachts а также выбрать подходящую вам яхту из нашего каталога яхт вам поможет опытный яхтенный брокер Андрей Шестаков. На сегодняшний день компания Shestakov Yacht Sales Inc. имеет большое количество яхт в собственном списке продаж, а также тесно сотрудничает со всеми крупными яхтенными производителями по всему миру.

Для того чтобы купить яхту Solway Mist — Oyster Yachts а также проконсультироваться по любому вопросу связанному с покупкой, продажей, чартером яхт позвоните по телефону **+7(918)465-66-44**.

ОГЛАВЛЕНИЕ

ОГЛАВЛЕНИЕ	2
ХАРАКТЕРИСТИКИ	4
Обзор	4
Основная информация	4
Размеры	4
Размещение	4
Корпус и палуба	4
Информация о двигателе	4
ПОДРОБНОЕ ОПИСАНИЕ	5
Construction	5
DECK LAYOUT AND EQUIPMENT	5
RIG AND SAIL HANDLING	5
INTERIOR	6
ENTERTAINMENT	7
Engineering	7
Tankage and Plumbing	7
Electrics	8
Navigation and Communication	8
Safety	8
General	9
Исключения	9
Отказ от ответственности	9
ФОТОГРАФИИ	10
КОНТАКТЫ	12
Контактная информация	12
Телефоны	12
Время работы	12
Адрес	12

ХАРАКТЕРИСТИКИ

Обзор

Solway Mist is one of the most highly specified Oyster 46's ever built. She benefits from a fully battened rig with push button head sail furling and new dyneema sails, making for an exhilarating but easily manageable sailing experience. With her dark blue hull and white cove lines she is a real pleasure to behold. Below decks her teak interior joinery and cream leather upholstery are the perfect combination of style and elegance. Early viewing recommended.

Основная информация

Тип судна: Sloop

Модельный год: 2006

Год постройки: 2006

Страна: Spain

Размеры

Длина общая: 46' 10" (14.26m)

Размещение

Всего кают: 3

Корпус и палуба

Материал корпуса: GRP/Wood

Информация о двигателе

Производитель: Volvo

ПОДРОБНОЕ ОПИСАНИЕ

Construction

1. CONSTRUCTION HULL NUMBER Oyster 46/08. HULL CONSTRUCTION Laid-up GRP, single skin with structural stringers and floors to Lloyds approved design specification. HULL FINISH Dark blue hull with cove line and double boot top lines in white. DECK CONSTRUCTION Moulded in GRP with balsa core. DECK FINISH Teak laid decks, teak capping rail. KEEL High performance bulb (HPB) external lead keel. RUDDER Fully protected skeg-hung rudder. STERN DESIGN 'Sugar scoop' stern design with bathing platform trimmed with teak slats and stainless steel ladder with teak treads for access to the stern deck. EURCD Built to comply with the requirements for Category A – Ocean. CHARTER CODING Built to MCA category 2.

DECK LAYOUT AND EQUIPMENT

2. DECK LAYOUT AND EQUIPMENT ANCHOR 27kg (60lb) CQR anchor with 100m of 10mm chain. 27kg (60lb) Fortress Kedge anchor with 80m of 10mm short link, calibrated galvanized chain. Stowage in lazarette for kedge anchor. WINDLASS Lewmar V-4 electric with stainless steel deck unit. Remote controls in cockpit. DECK ACCESS Midship gateway stanchions and side gates for boarding. Gate to pushpit. Stainless steel hinged bathing ladder. Exit engineering carbon fibre folding passerelle. Socket in top transom. HATCHES Oyster custom drop-down washboard system for main companionway. Gebo alloy-framed deck hatches. Gebo alloy-framed portlights in coaming. Gebo opening hullports. Gebo portlight from cockpit into galley. CANVASWORK Sprayhood to main companionway with stainless steel grabrail to aft edge. Leather cover to grabrail. Bimini including zip-up storage cover. Cockpit Cushions. DECK PLUMBING Hot and cold freshwater deck shower in transom locker. Anchor deck wash – from sea water – including 45ft hose with changeover push connector for fresh water. COCKPIT Stainless steel drinks holders to pedestals. COCKPIT TABLE Natural cockpit table with stainless steel frame, folding leaves, insulated GRP box. STEERING Whitlock 40-inch diameter folding wheel. Leather cover to wheel, partially extending to spokes. OUTBOARD BRACKET Reinforced enclosed style maximum 15hp motor. GENERAL Stainless steel pulpit and pushpit. Stainless steel fairleads, mooring and cockpit cleats. Stainless steel dorade vents. Lazarette locker with twin stainless steel gas struts. GRP lockers in cockpit coaming – 1 x aft centre behind helm, 2 x either side of forward coaming sides. Liferaft storage built into pushpit. Stern quarter pushpit seats in teak and stainless steel. 3 x stainless steel drinks holders on forward face of pedestal (incorporates protection for E80 cables behind). Gas locker for 2 bottles.

RIG AND SAIL HANDLING

3. RIG AND SAIL HANDLING MAST and RIGGING Seldén keel-stepped mast with slab-reefing. Harken B503 backstay tensioner. Removable inner forestay. 2 x folding mast steps.

HEADSAIL FURLING Bamar electric furling to headstay, including a remote control unit.

WINCHES By Lewmar, all two speed, including; 2 x 58 CEST electric self-tailing primaries. 1 x 44 CST self-tailing secondary. 2 x 44 CEST electric self-tailing secondaries (mainsheet and main halyard). 1 x 44 CST for single line reefing. 1 x Lewmar 44 C main halyard on mast. 1 x Lewmar 44 C genoa halyard on mast. **SPINNAKER GEAR** Spinnaker package – single pole vertically stowed on mast with butt hoist winch halyard, pole topping lift & foreguy, pair sheets, guys, blocks & fittings. **SAILS** By Dolphin Sails: D4 Dyneema mainsail, from 2011. D4 Dyneema genoa, from 2011. Asymmetric cruising spinnaker - 1.5oz. Dousing sock. Storm jib in dayglo orange dacron. Trysail in dayglo orange. Storm jib package includes removable forestay and adjuster, deckplates, halyard, clutches, sheets, cars and aft turning blocks.

INTERIOR

4. INTERIOR GENERAL Six berths in three cabins, excluding the saloon. Interior joinery finished in teak. Designed to be modern and coordinated, whilst remaining practical and durable at sea. Essential features include sculpted fiddles and grabrails, 'shadow-gap' joints between panels and Oyster custom knobs for lockers and drawers. Cabin soles in teak planking effect. Headlining in off-white vinyl. Lee screens on sea berths. Oceanair blinds to all deck hatches, deck saloon windows and hullports. Hella 12V fans throughout. **FORWARD** Forward accommodation consists of a double cabin with V-berth in the bows, provided with an **DOUBLE CABIN** infill piece and cushion, under-berth stowage, accessed through the berth bottoms, and a hanging locker. **FORWARD PORT** With upper and lower berths, clothes lockers and a hanging locker, stowage and **TWIN CABIN** a mirror. **GUEST HEAD/** To starboard and shared by the two forward cabins, incorporating a **PAR** Quiet freshwater Flush **SHOWER** electric WC, washbasin, shower, stowage lockers and a full-length mirror to inside of door. Hansgrohe taps. Surfaces in Avonite colour 'Moss Frost' in satin. **SALOON** The saloon features an L-shaped settee area and table with Burr Elm inlay and white perimeter line on the port side. To starboard is a two-seater settee that extends beneath the forward counter top into a "trotter box". Saloon settees in beige Bridge of Weir leather upholstery with stitched finish. Both settees form useful sea-berths, when used with the lee-cloths provided. Lockers including glasses locker and bottle stowage in table pedestal. Mirror finish to interior of saloon starboard glasses locker. Bookshelves. Saloon portlight surrounds fitted with horizontal teak slats. Stainless steel storage rack behind companionway steps. **NAVIGATION AREA** With forward facing chart table and upholstered seat. Navigational equipment is strategically sited and flush-mounted in a matt-black fascia. Chart table is fitted with hinged lid beneath which there is provision for stowage of half-folded Admiralty size charts. Bookshelf, drawer and cupboard, PC leads, etc. **GALLEY** To port. Work surfaces in Avonite colour 'Black Ice' in satin. **SINKS** Twin stainless steel sinks. Manual freshwater hand pump. **COOKER/HOB** Gimballed Force 10 4-burner cooker with grill and oven. Fitted with fiddle rail incorporating a pair of adjustable clamping pan holders. **MICROWAVE** 800W Microwave. **REFRIGERATOR** Front opening – keel-cooled Frigomatic DC refrigeration. **FREEZER** 60l insulated box freezer with Frigomatic K50 compressor and evaporator plate. **ENGINE ROOM** The engine is located centrally, under the cockpit and galley sinks. The engine room is insulated with a composite of foam and high-density polymer sound absorbing materials,

with an overall panel thickness of approximately 40mm. Access for inspection and maintenance is via two large hinged doors to starboard, one inboard of the chart table and another inboard of the owner's heads compartment. In addition, to port, there is a removable panel beneath the galley sinks. These doors/panels are all fitted with rubber sealing strips, to minimize noise and are secured by flush-fitting closers with fold-down handles. OWNER'S STATEROOM The aft cabin features a double berth offset slightly to port, with a settee and dressing table, a hanging locker, with drawer and locker space port and starboard. Settee in beige Bridge of Weir leather upholstery with stitched finish. There is a mirror forward of the dressing table seat. Twin hullports provide light and ventilation when lying to anchor. From this cabin there is access to the aft toilet and shower. EN SUITE HEAD/ With PAR Quiet freshwater Flush electric WC, washbasin and shower in separate stall. SHOWER Hansgrohe taps. Surfaces in Avonite colour 'Flannel Grey' in satin. Additional door behind navigation station into aft cabin heads.

ENTERTAINMENT

5. ENTERTAINMENT AUDIO VISUAL SYSTEMS SALOON Linn Classik Movie DVD/CD hi-fi system with 5.1 surround sound. Phillips 26" LCD Flat screen TV in saloon linked to Linn Classik unit (slide away). Status TV and AM/FM aerial mounted at masthead. OWNER'S STATEROOM 17" LCD widescreen TV including DVD player and fader control to pair of waterproof cockpit loudspeakers. COCKPIT Clarion CM 1680A speakers.

Engineering

6. ENGINEERING ENGINE Volvo D2-75, 4-cylinder 55kW (75hp), turbocharged diesel with 150S S-Drive gearbox. ENGINE HOURS Approximately 2890 at October 2015. PROPELLER Volvo 4-bladed folding propeller. ROPE CUTTER Ambassador rope cutter. ALTERNATORS 14V 115A alternator. Second 90A/12V Mastervolt alternator with Alpha Pro regulator. BOWTHRUSTER MaxPower CT 100 7hp bowthruster with eyebrow detail. STEERING SYSTEM Whitlock cable system, installed with a remote Constellation "Royale" pedestal. HEATING Webasto DW Thermo 90 air heating – two in saloon, one in each cabin.

Tankage and Plumbing

7. TANKAGE AND PLUMBING FUEL 800 litres approximately (176 imp/211 US gallons) in a GRP tank. WATER 700 litres approximately (154 imp/185 US gallons) in a GRP tank. TANK TENDER GAUGES Fuel and water tank gauges. HOT WATER From an insulated approximately 54 litres (12 imp/14 US gallons) grade 1 copper tank heated by the engine's heat exchanger. A thermostatically controlled 220V, 2kW immersion heater element is installed, to run off AC shore power, when connected. PRESSURISED HOT Par CW320 Twin-Max pump. COLD Seafresh water purifying charcoal filter on galley manual cold water supply. FRESHWATER SYSTEM HOLDING TANKS Polypropylene gravity holding tanks to forward WC. Tank fitted with gauge and deck pumpout.

Electrics

8. ELECTRICS SHIP'S SUPPLY 12V. RINGMAIN Mains 220V AC ring main with 5 double, white Clipsal sockets, located in aft cabin, galley, saloon, port forward cabin, and chart table. OTHER ELECTRICAL/SOCKETS 12V waterproof socket and plug in lazarette. BATTERIES Domestic supply: 6 x 200Ah AGM batteries, new 2015. Engine start: 12V battery giving 88Ah Additional 230 Ah deep cycle batteries (2x extra 6V cell & a fan). BATTERY Mastervolt MASS Combi 12/100/2000 charger/inverter. MANAGEMENT Mastervolt MICC battery controller - battery meter and remote panel. Combi system control panel. Emergency link system between the domestic and engine start battery banks. SHOREPOWER 1 x 30A dockside power cable of blue, 3-core, double insulated PVC, 18.0m (60') in length. Hubbell deck socket is located in the coaming. INTERIOR LIGHTING Downlight type halogen lights in polished chrome finish. Reading light for each berth. Automatic light to refrigerator. LED rails in hanging lockers. Red nightlights in each head and at navigation station, and white nightlight in galley. EXTERIOR LIGHTING Aqua signal 41 bow and stern navigation lights. Steaming/deck floodlight. Tri-white anchor/navigation light at masthead. Spreader lights, downlighters in addition to foredeck light. Boom light. White LED light on pedestal to light cockpit table.

Navigation and Communication

9. NAVIGATION AND COMMUNICATION COMPASSES Binnacle mounted S.I.R.S. Major 150mm compass, fitted with lighting and crash guard. SAILING INSTRUMENTS Raymarine ST60s – MFD, speed, analogue wind & depth - Companionway Console: ST60+ Multi and ST60+ close-hauled wind. Aft Starboard Pedestal: ST60+ Multi Aft Cabin: ST60+ Multi Chart table: MFD. GPS RayNav RN300 interfaced to the Autopilot. Raymarine GPS antenna on pushpit. RADAR/ Raymarine E120 at chart table. 19" PC screen with full connections. CHART PLOTTER 4kW radome on mast. Raymarine E80 radar repeater on crash bar at pedestal. AUTOPILOT Raymarine ST7000. ST6002+ control head mounted on the steering pedestal. Raymarine Smart Pilot wireless remote. Type 400G course computer. WINDEX Combined windex/VHF aerial at masthead. NAVTEX ICS Navtex 6 Plus including GPS interface. VHF RADIO ICOM IC M1 Euro V. Second handset and speaker in cockpit. Loud Hailer upgrade. SSB RADIO Not included but copper strip for SSB grounding fitted to allow for retrofit of an SSB. SATELLITE PHONE Car kit with masthead aerial. Iridium Satellite phone.

Safety

10. SAFETY LIFERAFT Forties 6-man liferaft in cradle. Last service October 2015. RADAR REFLECTOR Firdell blipper on mast. BILGE PUMPS Jabsco Maxi Puppy 3000 electric with Hydro-Air switch and audible alarm. Whale Gusher 10 Mk III manual. DECK SAFETY Lifebuoys. Jonbuoy. Emergency tiller. Webbing jackstays. FIRE EXTINGUISHERS Various including automatic fire extinguisher in engine bay. ALARMS Gas alarms. OTHER SAFETY FEATURES

General

11. GENERAL RIB/DINGHY Plastimo 4-man inflatable. Suzuki 2.5hp four-stroke outboard.
WARPS AND FENDERS CROCKERY Oyster customised Wedgwood bone china crockery.
CUTLERY Oyster customised Sheffield stainless steel cutlery. SAFE 2-brick safe in aft cabin hanging locker. HEYCO MARINE TOOL KIT ASSORTED TOOLS, SPARES AND MANUALS





Исключения





При продаже яхты исключаются личные вещи владельца.

Отказ от ответственности

Компания предоставляет описание судна или яхты добросовестно, но не может гарантировать точность этой информации, а также не ручается за техническое состояние. Покупатель должен проинструктировать своих агентов или оценщиков исследовать представленную информацию более подробно, по собственному желанию. Продажа судна или яхты, изменение цены или снятие с продажи будет происходить без предварительного уведомления.

ФОТОГРАФИИ





КОНТАКТЫ

Андрей Шестаков (Andrey Shestakov) – ведущий яхтенный брокер отдела продаж яхт и судов компании Shestakov Yacht Sales Inc. Официальный представитель Shestakov Yacht Sales Inc. для русскоговорящих клиентов в центральном офисе компании в Майами/Форт Лодердейл/Флорида/США.

Контактная информация

Email: andrey@shestakovyachtsales.com

Web: shestakovyachtsales.com

Телефоны

Краснодарский край: **+7(918)465-66-44**

США, Майами, Флорида: **+1(954)274-4435**

Время работы

Понедельник – Суббота: **9:00 - 21:00**
EDT

Воскресенье: **Закрито**

Адрес



Harbour Towne Marina, 850 NE 3rd St,
STE 213, Dania, FL 33004