

SEA BANDIT — TIARA



Builder: TIARA

Year Built: 1993

Model: Sport Fisherman

Price: PRICE ON APPLICATION

Location: United States

LOA: 36' 0" (10.97m)

Beam: 13' 3" (4.04m)

Max Draft: 2' 11" (0.89m)

Cruise Speed: 23 Kts. (26 MPH)

Max Speed: 27 Kts. (31 MPH)

Our experienced yacht broker, Andrey Shestakov, will help you choose and buy a yacht that best suits your needs **Sea Bandit — TIARA** from **our catalogue**. Presently, at **Shestakov Yacht Sales Inc.**, we have a wide variety of yachts available on **our sale's list**. We also work in close contact with all the big **yacht manufacturers** from all over the world.

If you would like to buy a yacht **Sea Bandit — TIARA** or would like help answering any questions concerning purchasing, selling or chartering a yacht, please call **+1(954)274-4435**

TABLE OF CONTENTS

TABLE OF CONTENTS	2
SPECIFICATIONS	4
Overview	4
Basic Information	4
Dimensions	4
Speed, Capacities and Weight	4
Accommodations	4
Hull and Deck Information	5
Engine Information	5
DETAILED INFORMATION	6
Salon	6
Galley	6
Master Stateroom	6
Head	6
Helm	6
Electronics	7
Electrical	7
Mechanical Equipment	7
Deck and Hull	7
Exclusions	8
Disclaimer	8
PHOTOS	9
Salon Flooring	9
SalonSettee	9
Electrical Panel	9
Dinette	9
Galley	9
Berth	9

Head	9
Cockpit Seating	9
Fighting Chair	10
Helm	10
Helm Companion Seat	10
Helm 2	10
Helm	10
Tower Helm	10
Engine Port	10
Engine Starboard	10
Starboard Profile at Dock	11
CONTACTS	12
Contact details	12
Telephones	12
Office hours	12
Address	12

SPECIFICATIONS

Overview

This Tiara 3600 Open with her tuna tower is ready to fish! Her Caterpillar 3208TA's have only 510 hours since MOH in 2010.

Basic Information

Category: Sport Fisherman

Sub Category: Express

Model Year: 1993

Year Built: 1993

Country: United States

Registration #: TX 9494 BJ

Coast Guard #: 1074959

Vessel Top: Full / Tuna Tower

Dimensions

LOA: 36' 0" (10.97m)

Beam: 13' 3" (4.04m)

Max Draft: 2' 11" (0.89m)

Speed, Capacities and Weight

Cruise Speed: 23 Kts. (26 MPH)

Max Speed: 27 Kts. (31 MPH)

Displacement: 16500 Pounds

Water Capacity: 85 Gallons

Holding Tank: 40 Gallons

Fuel Capacity: 396 Gallons

Accommodations

Total Cabins: 1

Total Berths: 2

Sleeps: 6

Total Heads: 1

Hull and Deck Information

Hull Material: Fiberglass

Deck Material: Fiberglass

Hull Configuration: Modified Deep Vee **Hull Finish:** Plastic

Engine Information

Engines: 2

Manufacturer: Caterpillar

Model: 3208TA

Engine Type: Inboard

Fuel Type: Diesel

DETAILED INFORMATION

Salon

- Teak interior
- Upper storage
- Teak and Holly flooring
- Dinette with teak table to port with storage below
- Convertible sofa to starboard with pullman berth above and storage below
- Samsung flat screen TV
- Marine Air AC/heat w/ digital controls

Galley

- Refrigerator / Freezer
- Princess microwave
- Princess (2) burner cook top
- Stainless steel sink

Master Stateroom

- Bi-fold privacy door
- Double berth
- Storage cabinet
- Storage drawers under berth (3)
- Vanity sink with mirror

Head

- Molded fiberglass interior with shower sump pump
- Sink with combination faucet/shower head
- Vacu-Flush head

Helm

- Hinged console with flush mount electronics
- Helm seat and companion seat with storage below
- Power opening center windshield
- Full enclosure with zippered openings - **2012**

Electronics

- Robertson auto pilot
- Raymarine C80 with closed array radar dome
- Simrad NSE 8 - **2015**
- Furuno NAVnet Vx2 w/ DFF1 fishfinder - **2014**
- Standard Horizon 2150 AIS VHF - **2014**
- Raymarine L760 in NavPod on tower
- Poly Planer stereo w/CD changer and remotes (2)
- TV antenna

Electrical

- Isuzu 8.2kw generator (550 hours)
- 50amp shore power cord
- Constavolt 12v Battery charger
- Battery switch
- Cable TV and Phone

Mechanical Equipment

- (2) Remanufactured long block 3208 TA Caterpillar engines - **2010**
- Glendinning engine synchronizer
- Hydraulic deck for engine access
- Racor fuel filters with caterpillar secondaries on engines and generator
- 4 bladed propellers
- Spare 3 blade prop (2)

Deck and Hull

- Marlin tower with controls and buggy top
- Pulpit with stainless steel roller
- Lewmar Pro-fish 1000 windlass with deck switches and helm remote - 2012
- 8-Platt 5/8" anchor rode and chain - 2012
- Delta plow anchor - 2012
- Tackle center with sink
- Walk through transom door
- Swim platform with ladder
- Recessed hydraulic trim tabs - Bennett Marine (**pump replaced 2013**)

Exclusions

Owner's personal belongings.

Disclaimer

The Company offers the details of this vessel or yacht in good faith but cannot guarantee or warrant the accuracy of this information nor warrant the condition of the vessel. A buyer should instruct his representatives, agents, or his surveyors, to investigate such details as the buyer desires validated. This vessel or yacht is offered subject to prior sale, price change, or withdrawal without notice.

PHOTOS


Salon Flooring



Salon Settee




Electrical Panel



Dinette



Galley



Berth



Head



Cockpit Seating



Fighting Chair



Helm



Helm Companion Seat



Helm 2



Helm



Tower Helm




Engine Port



Engine Starboard



Starboard Profile at Dock



CONTACTS

Andrey Shestakov, leading yacht broker of the sales department of Shestakov Yacht Sales Inc. Shestakov Yacht Sales Inc., the official representative of the Miami/Fort Lauderdale FL headquarters.

Contact details

Email: **andrey@shestakovyachtsales.com**

Web: shestakovyachtsales.com/en/

Telephones

USA: **+1(954)274-4435**

Office hours

Monday – Saturday: **9:00 - 21:00** EDT

Sunday: **closed**

Address



Harbour Towne Marina, 850 NE 3rd St, STE 213, Dania, FL 33004