

CAROLE JEAN — SEA RAY



Builder: SEA RAY

Year Built: 2005

Model: Cruiser

Price: PRICE ON APPLICATION

Location: United States

LOA: 41' 0" (12.50m)

Beam: 13' 2" (4.01m)

Min Draft: 3' 1" (0.94m)

Cruise Speed: 23 Kts. (26 MPH)

Max Speed: 30 Kts. (35 MPH)

Our experienced yacht broker, Andrey Shestakov, will help you choose and buy a yacht that best suits your needs **Carole Jean — SEA RAY** from **our catalogue**. Presently, at **Shestakov Yacht Sales Inc.**, we have a wide variety of yachts available on **our sale's list**. We also work in close contact with all the big **yacht manufacturers** from all over the world.

If you would like to buy a yacht **Carole Jean — SEA RAY** or would like help answering any questions concerning purchasing, selling or chartering a yacht, please call **+1(954)274-4435**

TABLE OF CONTENTS

TABLE OF CONTENTS	2
SPECIFICATIONS	4
Overview	4
Basic Information	7
Dimensions	7
Speed, Capacities and Weight	7
Accommodations	8
Hull and Deck Information	8
Engine Information	8
PHOTOS	9
Lift kept since new	9
New bottom paint and buff and wax	9
Hard top with moon roof	10
Redundant GPS and Charts with radar overlay	13
New Enclosure March 2016 (2 complete sets of Isinglass)	17
Hidden flat screen tv drops from ceiling with push of a button	19
Salon power moon roof	20
aft sofa and guest sleeper	20
Cummins QSB 364 hp diesels with 740 hrs	23
Vessel serviced regularly and ready to cruise	24
New battery bank	25
Less than 50 hrs on generator	25
Isinglass removed and cockpit cover used when vessel not in use	26
Running gear cutlass bearings and rudders serviced	27
CONTACTS	29
Contact details	29
Telephones	29
Office hours	29

Address

29

SPECIFICATIONS

Overview

This Sundancer 390 Express was purchased new by her current owner and she has been lift stored out of the water 100% of her life. Even better, she's equipped with the optional and reliable Cummins QSB 380 @ 364 hp diesel engine package with V-drives, brand new (2015) ZF Marine transmissions (2), and upgraded 9.0 KW diesel Onan generator with 23 original hours. Her dark blue gel coat, full cockpit enclosure, redundant electronics package, hard top with moon roof, among other options, coupled with her convenient location on Florida's Gulf Coast near Tampa Bay, make this vessel convenient for Gulf Coast buyers.

Vessel Walk Through:

Starting forward, the owner's cabin has a large V-berth Queen with custom fitted bedding, rich gloss cherry wood entry doors, hanging lockers and storage drawers, lighting, overhead skylight hatch, AC controls, built in flat screen TV, and plush carpeting.

Aft of the V-berth is a well appointed bathroom with a unique split layout design. To port is the vanity with stainless sink, and Vacuflush toilet, storage, port hole for ventilation and two (2) separate entry doors made of gloss cherry wood with brushed stainless door handles that provide access from the owner's suite or from the salon.

Across the hallway is the oversize shower which is quite large compared to other vessels of this class. Adjustable shower head, port hole for ventilation, towel bar, lighting, and molded fiberglass enclosure with ledge seating and stainless grab bars.

The Galley is well equipped and extends the length of the salon on the port side. Cherry cabinets, Corian counter tops and sink, two (2) burner cook top, refrigerator and freezer, built in coffee maker, stainless grab rails, convection microwave, among other amenities provide all the conveniences of home while underway.

The Salon settee and dining table are directly across from the Galley. A nice leather sofa, adjustable table, with matching gloss cherry cabinets that continue throughout. Good storage, stereo electronics, salon AC control, CO2 detectors, light switches, polished stainless portholes, including a unique hidden TV that drops down from the ceiling at the touch of a button with Cable feed, digital ant, DVD player and sound system.

Aft of the settee you will find the 110V and 12V elec panels with ignition key switches and generator start and systems power switches.

There is a built in dry storage locker in the salon floor. Overhead you will discover a

large skylight power moon roof enclosed by an immaculate headliner with recessed LED lighting, all of which contribute to a very bright and airy living space.

Moving aft of the salon and down one step is an additional large "L" shaped matching leather sofa seating area that converts to a guest bedroom with very little effort. This area has custom lighting, flat screen TV, and additional storage and sleeps two adults comfortably.

Exit the salon and up three steps and you enter the enclosed helm station and cockpit with wrap-around seating and entertainment area.

The helm is very well equipped with Garmin Color GPS Plotter, redundant Sea Ray Navigator System with GPS color plotter and MapTech satellite photography, Mercury Marine Smart Craft diagnostics system (displays data from a number of sources, including engine vitals, fuel burn, range, navigation information, depth, and air and seawater temperature), Garmin Radar, Ray Marine auto pilot, VHF, and an array of controls and gauges for all systems.

Electronics Include:

- Garmin 8212 12" Color GPS touch screen plotter MFD (multi function display) SN#3C3001366. Complete with NAV data card for SW Florida, Crystal River through Key largo, including Tampa Bay, Key West and the Dry Tortugas. 8/14
- Garmin XHD radar 4' open array with overlay interface, PED SN# 21W002556 and Array, SN# 1PWDD4638, 8/14
- Garmin transducer NMEA 2000 in hull mount with Adjustable Smart Sensor, Almar P79, 8/14
- Raymarine ST7001 Auto pilot - interfaced with Garmin Chart Plotter
- Sea Ray Navigator T2 SRN 12.21.479, GPS color plotter with Maptech aerial photograph library, and SW FLorida chart kit Region 8, Florida West Coast and the Keys
- Mercury Marine Smart Craft engine diagnostic monitoring package
- Shakespeare Galaxy 6db VHF and SS ferrule 5225XT antenna

The adjustable bolster helm seat is oversize and very comfortable. Adjacent is a second helm seat for guests that can accommodate two adults. The wrap around heavy duty glass windshield and power window vent speaks volumes about the high level of quality and engineering put into the fit and finish of this vessel. Solid to the touch and beautiful to the eye.

The cockpit has a custom Sunbrella enclosure with Isinglass/screens and this area can be completely enclosed to keep out the weather and unwanted pests (as well as a second "Bimini" style package that is included in the sale).

Behind the helm is a "U" shaped seating area with removable cocktail table that comfortably accommodates six (6) adults for dinner, drinks or relaxation. Here you will

find Ice maker, refrigerator, wet bar with sink and faucet, snap in carpeting, LED lighting, stereo speakers, all in pristine condition.

Her stern has a large swim platform with cockpit entry door, storage locker, fresh water shower, swim ladder, lighting, grab rails and provides a stable landing area for boarding and swimming while at anchor or when tied to the dock.

On deck, stainless grab rails lead you forward to the bow where you will find a large sun pad enclosed by stainless grab rails, designed for lounging and star gazing. Forward of the sun pad you will see the plow anchor with chain, power windlass with foot pedals, deck locker, remote controlled spotlight, and stainless cleats.

Included is a complete maintenance log (2 hand written volumes) and half a dozen file folders in an alphabetized hard file box detailing maintenance, service manuals, invoices, and cruising log.

The owner has maintained the vessel with an open check book since her purchase to keep her up to date and operating in top condition, and all recommended maintenance has been routinely performed by certified vendors.

Recent Maintenance includes:

- Engine heat-exchanger(s) and aftercooler(s) replaced 12/15
- Stainless hose clamps and hoses 12/15
- Transmissions, ZF Marine, replaced (not rebuilt) with new factory transmissions starboard 3/15 and port 12/15 and under warranty
- Bottom Paint 12/15
- New batteries (4) 12/15
- Generator serviced regularly, with recent oil and filters, tuned, impeller, stainless clamps, 23 original hours
- Shaft logs, cutlass bearings replaced, and props and shafts inspected 12/15
- Buff wax and detailed 12/15
- Cockpit enclosure Isinglass wrap-around package NEW March 2016. Original enclosure in great condition and used when on lift, new package stored inside and used when cruising only.
- Cockpit GFI outlets replaced 1/16

The 390 replaced the 380, and ultimately became the 400, and was designed to fit between the 360 and the 460 in Sea Ray's Sundancer lineup, measuring 41' overall in length. The 390 is known for her sweeping deck lines and dramatic profile. Her style turns heads in every marina and her performance is excellent, cruising effortlessly @ 23 kts, and topping out near 30 kts.

Her deck lines balance her sweeping reverse sheer, which peaks amidships and drops aft, incorporating an integral swim platform. She is pleasantly free of hull graphics and her optional dark-blue hull and contrasting white deck define her lines. All are capped by

a forward-raking arch and an integral arch/hardtop.

The hull is a hand-laid blend of fiberglass woven roving, stitched reinforcements and mat. Polyester resin is used for general lamination, while a vinylester skin coat reduces the chance of blistering. Longitudinal stringers are molded fiberglass; all are glassed in place. Balsa coring stiffens the cockpit sole and fore deck. Exterior fit and finish are excellent, a reflection of Sea Ray's tooling, which is produced using a five-axis mill capable of tolerances within thousandths of an inch.

Currently this vessel is securely on her lift and the owner continues to operate her systems and maintain her as if she were new. She is available for preview by advance appointment with 24 hour notice.

Basic Information

Category: Cruiser

Sub Category: Express

Model Year: 2005

Year Built: 2005

Country: United States

Coast Guard #: 1173995

Vessel Top: Hardtop

Dimensions

LOA: 41' 0" (12.50m)

Beam: 13' 2" (4.01m)

Min Draft: 3' 1" (0.94m)

Speed, Capacities and Weight

Cruise Speed: 23 Kts. (26 MPH)

Max Speed: 30 Kts. (35 MPH)

Displacement: 19900 Pounds

Water Capacity: 70 Gallons

Holding Tank: 42 Gallons

Fuel Capacity: 275 Gallons

Accommodations

Total Cabins: 2

Total Berths: 3

Sleeps: 5

Total Heads: 1

Hull and Deck Information

Hull Material: Fiberglass

Hull Color: Blue

Engine Information

Engines: 2


Manufacturer: Cummins

Model: QSB 380 VD 364


Engine Type: Inboard

Fuel Type: Diesel



PHOTOS



Lift kept since new








New bottom paint and buff and wax












Hard top with moon roof







**Redundant GPS and Charts with
radar overlay**
















**New Enclosure March 2016 (2
complete sets of Isinglass)**










Hidden flat screen tv drops from ceiling with push of a button









Salon power moon roof



aft sofa and guest sleeper




















**Cummins QSB 364 hp diesels with
740 hrs**












Vessel serviced regularly and ready to cruise





New battery bank







Less than 50 hrs on generator















Isinglass removed and cockpit cover used when vessel not in use



Running gear cutlass bearings and rudders serviced





CONTACTS

Andrey Shestakov, leading yacht broker of the sales department of Shestakov Yacht Sales Inc. Shestakov Yacht Sales Inc., the official representative of the Miami/Fort Lauderdale FL headquarters.

Contact details

Email: **andrey@shestakovyachtsales.com**

Web: shestakovyachtsales.com/en/

Telephones

USA: **+1(954)274-4435**

Office hours

Monday – Saturday: **9:00 - 21:00** EDT

Sunday: **closed**

Address



Harbour Towne Marina, 850 NE 3rd St, STE 213, Dania, FL 33004