

SERENA — BAYLINER



Builder: BAYLINER

Year Built: 2000

Model: Motor Yacht

Price: PRICE ON APPLICATION

Location: United States

LOA: 47' 0" (14.33m)

Beam: 15' 1" (4.60m)

Min Draft: 3' 4" (1.02m)

Max Draft: 3' 10" (1.17m)

Cruise Speed: 17 Kts. (20 MPH)

Max Speed: 21 Kts. (24 MPH)

Our experienced yacht broker, Andrey Shestakov, will help you choose and buy a yacht that best suits your needs **Serena — BAYLINER** from **our catalogue**. Presently, at **Shestakov Yacht Sales Inc.**, we have a wide variety of yachts available on **our sale's list**. We also work in close contact with all the big **yacht manufacturers** from all over the world.

If you would like to buy a yacht **Serena — BAYLINER** or would like help answering any questions concerning purchasing, selling or chartering a yacht, please call **+1(954)274-4435**

TABLE OF CONTENTS

TABLE OF CONTENTS	2
SPECIFICATIONS	5
Basic Information	5
Dimensions	5
Speed, Capacities and Weight	5
Accommodations	5
Hull and Deck Information	6
Engine Information	6
DETAILED INFORMATION	7
Introduction	7
Vessel Walk Thru	7
Pilothouse Electronics and Features	8
Flybridge Electronics and Features	9
Mechanical and Engine Room	9
Electrical	10
Equipment	10
Deck Equipment	11
Performance & Range	12
Broker's Remarks	12
Exclusions List	13
Exclusions	13
Disclaimer	13
PHOTOS	14
47 Bayliner	14
Serena	14
Serena at Dockside	14
Aft Deck	14
Saloon View Fwd	14

Saloon View Aft	14
Saloon View Portside	14
Saloon Settee	14
Saloon Wetbar	15
Galley	15
Galley	15
Galley	15
Pilothouse Helm	15
Pilothouse Helm	15
Pilothouse Helm	15
Pilothouse Settee	15
Pilothouse Stairs to Flybridge	16
Pilothouse Electrical Panel	16
Master Stateroom	16
Master's Bed	16
Master Stateroom View Aft	16
Master Stateroom View Aft	16
Master's Head	16
Guest Stateroom	16
Guest Head	17
Guest Head	17
Flybridge View Fwd	17
Flybridge Helm	17
Flybridge Wetbar	17
Flybridge Boat Deck	17
Tender	17
Bow Looking Aft	17
Bow Foredeck	18
Bow Windlass	18

Engine Room	18
Port Engine	18
Starboard Engine	18
Stern View	18
Bow On	18
Hauled out 7/15/14 showing hull	18
Hauled out 7/15/14 showing keel	19
CONTACTS	20
Contact details	20
Telephones	20
Office hours	20
Address	20

SPECIFICATIONS

Basic Information

Category: Motor Yacht

Sub Category: Pilothouse

Model Year: 2000

Year Built: 2000

Country: United States

Fly Bridge: Yes

Dimensions

LOA: 47' 0" (14.33m)

Beam: 15' 1" (4.60m)

Min Draft: 3' 4" (1.02m)

Max Draft: 3' 10" (1.17m)

Clearance: 21' 6" (6.55m)

Speed, Capacities and Weight

Cruise Speed: 17 Kts. (20 MPH)

Cruise Speed RPM: 2000 Kts.

Max Speed: 21 Kts. (24 MPH)

Max Speed RPM: 2800 Kts.

Displacement: 30000 Pounds

Water Capacity: 200 Gallons

Holding Tank: 48 Gallons

Fuel Capacity: 444 Gallons

Accommodations

Total Cabins: 2

Total Berths: 2

Sleeps: 4

Total Heads: 2

Hull and Deck Information

Hull Material: Fiberglass

Deck Material: Fiberglass

Hull Configuration: Modified V-Hull

Hull Color: White

Hull Finish: Polyethylene

Hull Designer: Bayliner Marine Corp

Exterior Designer: Bayliner Marine Corp

Interior Designer: Bayliner Marine Corp

Engine Information

Engines: 2

Manufacturer: Cummins

Model: 6BTA 5.9M3

Engine Type: Inboard

Fuel Type: Diesel

DETAILED INFORMATION

Introduction

“**Serena**” is a clean and well maintained example of this popular pilothouse motor yacht. The interior hardwood woodwork and paneling shows the light use that this vessel has had in the past. This **Bayliner 4788** is economical to operate and is a great boat on which to enjoy gunkholing together with your family or for a more ambitious “Great Loop” cruise. Recently placed for sale by the vessel’s only second owner, with 1110 original engine hours and the 1000 hour service performed on the engines in 2014, Serena is ready to get back out there and cruising. (Note: this 4788 has the hardwood interior)

Vessel Walk Thru

The 4788 has port and starboard side doors allowing one access into the pilothouse from the deck. Also, access to the saloon may be gained through a sliding glass door aft leading in from the covered aft-deck. The **aft-deck** is useful for handling lines when coming dockside and 4 foldable deck chairs with cushions allow one to enjoy views of the harbor during cocktail hour. A transom door leads aft and out of the aft-deck and onto a fiberglass swim platform. An overhead hatch leads from the aft-deck up onto the boat-deck but, to provide greater deck space, the ladder has been professionally removed.

Entering the naturally well-lighted **Saloon**, an “L-shaped” settee with a high/low coffee/dining table is immediately to starboard. A 2014 model, 40” Samsung “smart TV” with “sound bar” is across from this settee on the port side as are 2 occasional chairs with a side-table between. They’re window treatments and blinds to privatize this carpeted area. Forward on port-side is the Galley. **Galley** features include double S/S sink, 3 burner Princess electric stove-top with oven and broiler, refrigerator w/ freezer compartment (Tundra), GE space-maker microwave oven, Frigidaire trash compactor, corian counter-tops and good storage. A wet-bar with sink, U-line icemaker and bottle storage and an entertainment center with JVC AM/FM stereo receiver/Amp and JVC 5 disc changer/player is across to the starboard side.

Forward and down 4 carpeted steps from the saloon/galley is the accommodations deck and a companionway leads forward from here. A **Guest’s Head** with shower is on starboard side with the **Guest’s Stateroom** with a fore & facing double bed being across from it on the port side. The guest’s stateroom features reading lamps (2) over

the bed, a side-table, hanging locker and drawer storage for clothing. Forward, a privacy door separates from the rest of the boat the **Master's Stateroom** with queen-size bed, head with shower en-suite, reading lamps (2), (3) hanging lockers, full length mirror and 15 drawers from the rest of the boat. There are over/under single bunks which are perfect for sleeping young children.

The **Pilothouse** is forward of the saloon and up 3 steps. The lower helm station is forward and amidships and a dinette has been built into the aft port corner of this area with a removable cushion which allows access to the port side-door. A stairway leads aft and up to the **Flybridge** where the upper helm station is forward to port, an "L-shaped" settee is aft of this and a Bimini-Top and radar arch are overhead. A wet bar with refrigerator is across the bridge on the starboard side and a Magma LPG BBQ grill is attached to the rail just aft of this. The inflatable dingy and davit are all the way aft on the boat-deck.

Pilothouse Electronics and Features

GPS/Chart Plotter - Raymarine C120

Autopilot - Raytheon 6000 + Autohelm Series

VHF - Raytheon Ray 220 marine radio-telephone

Depthfinder/Knotmeter/Log - Raymarine ST70

Bennett Trim Tab controls

Guest Searchlight and controls

Compass

Flybridge Electronics and Features

GPS/Chart Plotter - Raymarine E120

Autopilot - Raytheon remote control

VHF - Raytheon Ray 220 marine radio-telephone

Depthfinder/Knotmeter/Log - Raymarine ST70

Bennett Trim Tab controls Guest Search Light w/Controls

Stereo

Mechanical and Engine Room

The hatches through the saloon sole and over the main engines have been customized so as to be easily removable to give good and improved access to the machinery for servicing.

Twin Cummins 5.9 330 HP marine diesels (1110 hours as of 3/9/16)

Oil Changing System - Electric

ZF marine gears w/ 2:1 reduction ratio and straight shaft drives

4 - blade bronze propellers, 2" S/S propeller shafts

Trim Tabs - Bennett

Dripless shaft packing gland seals

Hynautic hydraulic steering and engine controls Racor Fuel Filter/Water Separators for each Engine & Generator

Electrical

12VAC/125/250VDC

Generator - Westerbeke 8 KW housed inside hush box. (1155 hours as of 3/9/16)

Glendinning Cablemaster shore power cord reel retrieval system with 50' 50 amp, 125/250V power cord plus a 50' extension and assorted pig-tail adapters.

Shore power plug-in forward on starboard side-deck with short shore power cord for plugging in while docking bow in.

C-Charger 45Amp automatic battery charger

Equipment

MarineAir Systems - 3 zone, reverse cycle - marine air-conditioning w/ digital controls.

SeaLand Vacuflush heads with polyethylene holding tank

GloMex VHF/UHF TV antenna for reception of local tv stations.

Water heater - 20 Gal Seaward 120V

Central vacuum cleaning system (4) Separate Built In Electric Wall Heaters

Deck Equipment

Davit - 12 volt Elec. power lift winch with manual rotation and bridle for lifting dingy.

Tender - 2012 Mercury inflatable 8' 4" dingy with floorboards & 2.5 HP Lehr LPG outboard

Motor.

Windlass - Lofrans 12VDC electric

Delta 50 # Plow primary anchor with 100' of 3/8" chain + 100' of rode in bow pulpit roller

Danforth 20H secondary anchor w/ rode & chain Deckbox mounted on foredeck

Bimini Top (navy blue) w/ S/S frame over fly-bridge

Sunbrella protective windshield canvas w/ matching seat covers on FB.

S/S swim ladder built into swim platform w/ H & C pressure freshwater shower on aft-deck.

Aft-deck freshwater wash-down spigot

Dock lines and Fenders SW Washdown w/Hose in Foredeck Dockside Fresh Water Hook Up

Performance & Range

Top speed is 21 knots at 2800 rpm and fast cruising speed at 2000 rpm is reported to be 17.5 knots. At fast cruise, the vessel uses 29.8 GPH total and would have a theoretical cruising range of 255 NMI at this speed.

Cruising range is expanded to 550 NMI approximately by cruising at 8.5 NMI/hour

Broker's Remarks

“Serena” is a very well maintained example of this popular pilothouse motor yacht/cruiser! The 2 stateroom/2 head interior layout is perfect for a couple, or two or for a young family starting out to enjoy the boating “life-style”. Economical to purchase and to operate, the easily managed Bayliner 4788 has proven itself over the years capable of keeping the “fun” in boating.

The hull I.D. # BLBA39EVH900 indicates from the last 3 digits of the hull number that the yacht is a 2000 model that was constructed starting in 1999.

If the use of the vessel is to be in New England, the Great Lakes or in the Pacific NW, the 4 electronic heating units which are separate from the reverse cycle A/C system coupled with the pilothouse (inside) steering station, enable the yacht to extend the

cruising season and keep the crew comfortable while doing it. In August 2016 Serena had a NEW anti-fouling paint job completed.

Priced attractively to sell fast.

Note: The S/S ladder, leading up to the boat-deck from the aft-deck which has been removed, (as this access was redundant and so as to provide greater deck space and room in this area) and the doors (which were conceived to create a third “stateroom” out of the area better used as the master’s stateroom) have been retained by the seller and are available to the buyer to be picked up in Maryland if so desired at the buyer’s option at the time of closing.

Exclusions List

(2) Half Hull Sailboat Models/Plaques Owner's Personal Effects

Exclusions


Owner's personal belongings.

Disclaimer


The Company offers the details of this vessel or yacht in good faith but cannot guarantee or warrant the accuracy of this information nor warrant the condition of the vessel. A buyer should instruct his representatives, agents, or his surveyors, to investigate such details as the buyer desires validated. This vessel or yacht is offered subject to prior sale, price change, or withdrawal without notice.

PHOTOS

47 Bayliner




Serena




Serena at Dockside



Aft Deck



Saloon View Fwd



Saloon View Aft



Saloon View Portside



Saloon Settee



Saloon Wetbar



Galley



Galley



Galley



Pilothouse Helm



Pilothouse Helm




Pilothouse Helm



Pilothouse Settee




Pilothouse Stairs to Flybridge



Pilothouse Electrical Panel




Master Stateroom



Master's Bed




Master Stateroom View Aft



Master Stateroom View Aft



Master's Head



Guest Stateroom



Guest Head



Guest Head



Flybridge View Fwd



Flybridge Helm



Flybridge Wetbar



Flybridge Boat Deck



Tender



Bow Looking Aft



Bow Foredeck



Bow Windlass



Engine Room



Port Engine



Starboard Engine



Stern View




Bow On



Hauled out 7/15/14 showing hull



Hauled out 7/15/14 showing keel



CONTACTS

Andrey Shestakov, leading yacht broker of the sales department of Shestakov Yacht Sales Inc. Shestakov Yacht Sales Inc., the official representative of the Miami/Fort Lauderdale FL headquarters.

Contact details

Email: **andrey@shestakovyachtsales.com**

Web: shestakovyachtsales.com/en/

Telephones

USA: **+1(954)274-4435**

Office hours

Monday – Saturday: **9:00 - 21:00** EDT

Sunday: **closed**

Address



Harbour Towne Marina, 850 NE 3rd St, STE 213, Dania, FL 33004