

SERENA — BAYLINER



Судостроитель: BAYLINER

Год постройки: 2000

Модель: Моторная яхта

Цена: ЦЕНА ЯХТЫ ПО ЗАПРОСУ

Местонахождение: United States

Длина общая: 47' 0" (14.33m)

Ширина: 15' 1" (4.60m)

Мин. осадка: 3' 4" (1.02m)

Макс. осадка: 3' 10" (1.17m)

Крейс. скорость: 17 Kts. (20 MPH)

Макс. скорость: 21 Kts. (24 MPH)

Купить **Serena — BAYLINER** а также выбрать подходящую вам яхту из нашего **каталога яхт** вам поможет опытный яхтенный брокер Андрей Шестаков. На сегодняшний день компания **Shestakov Yacht Sales Inc.** имеет большое количество яхт в **собственном списке продаж**, а также тесно сотрудничает со всеми крупными **яхтенными производителями** по всему миру.

Для того чтобы купить яхту **Serena — BAYLINER** а также проконсультироваться по любому вопросу связанному с покупкой, продажей, чартером яхт позвоните по телефону **+7(918)465-66-44**.

ОГЛАВЛЕНИЕ

ОГЛАВЛЕНИЕ	2
ХАРАКТЕРИСТИКИ	5
Основная информация	5
Размеры	5
Скорость, вместимость и масса	5
Размещение	5
Корпус и палуба	6
Информация о двигателе	6
ПОДРОБНОЕ ОПИСАНИЕ	7
Introduction	7
Vessel Walk Thru	7
Pilothouse Electronics and Features	8
Flybridge Electronics and Features	9
Mechanical and Engine Room	9
Electrical	10
Equipment	10
Deck Equipment	11
Performance & Range	12
Broker's Remarks	12
Exclusions List	13
Исключения	13
Отказ от ответственности	13
ФОТОГРАФИИ	14
47 Bayliner	14
Serena	14
Serena at Dockside	14
Aft Deck	14
Saloon View Fwd	14

Saloon View Aft	14
Saloon View Portside	14
Saloon Settee	14
Saloon Wetbar	15
Galley	15
Galley	15
Galley	15
Pilothouse Helm	15
Pilothouse Helm	15
Pilothouse Helm	15
Pilothouse Settee	15
Pilothouse Stairs to Flybridge	16
Pilothouse Electrical Panel	16
Master Stateroom	16
Master's Bed	16
Master Stateroom View Aft	16
Master Stateroom View Aft	16
Master's Head	16
Guest Stateroom	16
Guest Head	17
Guest Head	17
Flybridge View Fwd	17
Flybridge Helm	17
Flybridge Wetbar	17
Flybridge Boat Deck	17
Tender	17
Bow Looking Aft	17
Bow Foredeck	18
Bow Windlass	18

Engine Room	18
Port Engine	18
Starboard Engine	18
Stern View	18
Bow On	18
Hauled out 7/15/14 showing hull	18
Hauled out 7/15/14 showing keel	19
КОНТАКТЫ	20
Контактная информация	20
Телефоны	20
Время работы	20
Адрес	20

ХАРАКТЕРИСТИКИ

Основная информация

Тип судна: Моторная яхта

Подкатегория: Pilothouse

Модельный год: 2000

Год постройки: 2000

Страна: United States

Открытая палуба мостика: Да

Размеры

Длина общая: 47' 0" (14.33m)

Ширина: 15' 1" (4.60m)

Мин. осадка: 3' 4" (1.02m)

Макс. осадка: 3' 10" (1.17m)

Трапы: 21' 6" (6.55m)

Скорость, вместимость и масса

Крейс. скорость: 17 Kts. (20 MPH)

Крейсерская скорость поворота:
2000 Kts.

Макс. скорость: 21 Kts. (24 MPH)

Макс. скорость поворота: 2800 Kts.

Водоизмещение: 30000 Pounds

Вместимость воды: 200 Gallons

Вместимость сточного бака: 48
Gallons

Объем топливного бака: 444
Gallons

Размещение

Всего кают: 2

Всего коек: 2

Спальные места: 4

Всего ком. состава: 2

Корпус и палуба

Материал корпуса: Fiberglass

Материал палубы: Fiberglass

Комплектация корпуса: Modified V-Hull

Цвет корпуса: White

Отделка корпуса: Polyethylene

Дизайнер корпуса: Bayliner Marine Corp

Дизайнер экстерьера: Bayliner Marine Corp

Дизайнер интерьера: Bayliner Marine Corp

Информация о двигателе

Двигатели: 2

Производитель: Cummins

Модель: 6BTA 5.9M3

Тип двигателя: Inboard

Тип топлива: Diesel

ПОДРОБНОЕ ОПИСАНИЕ

Introduction

“**Serena**” is a clean and well maintained example of this popular pilothouse motor yacht. The interior hardwood woodwork and paneling shows the light use that this vessel has had in the past. This **Bayliner 4788** is economical to operate and is a great boat on which to enjoy gunkholing together with your family or for a more ambitious “Great Loop” cruise. Recently placed for sale by the vessel’s only second owner, with 1110 original engine hours and the 1000 hour service performed on the engines in 2014, Serena is ready to get back out there and cruising. (Note: this 4788 has the hardwood interior)

Vessel Walk Thru

The 4788 has port and starboard side doors allowing one access into the pilothouse from the deck. Also, access to the saloon may be gained through a sliding glass door aft leading in from the covered aft-deck. The **aft-deck** is useful for handling lines when coming dockside and 4 foldable deck chairs with cushions allow one to enjoy views of the harbor during cocktail hour. A transom door leads aft and out of the aft-deck and onto a fiberglass swim platform. An overhead hatch leads from the aft-deck up onto the boat-deck but, to provide greater deck space, the ladder has been professionally removed.

Entering the naturally well-lighted **Saloon**, an “L-shaped” settee with a high/low coffee/dining table is immediately to starboard. A 2014 model, 40” Samsung “smart TV” with “sound bar” is across from this settee on the port side as are 2 occasional chairs with a side-table between. They’re window treatments and blinds to privatize this carpeted area. Forward on port-side is the Galley. **Galley** features include double S/S sink, 3 burner Princess electric stove-top with oven and broiler, refrigerator w/ freezer compartment (Tundra), GE space-maker microwave oven, Frigidaire trash compactor, corian counter-tops and good storage. A wet-bar with sink, U-line icemaker and bottle storage and an entertainment center with JVC AM/FM stereo receiver/Amp and JVC 5 disc changer/player is across to the starboard side.

Forward and down 4 carpeted steps from the saloon/galley is the accommodations deck and a companionway leads forward from here. A **Guest’s Head** with shower is on starboard side with the **Guest’s Stateroom** with a fore & facing double bed being across from it on the port side. The guest’s stateroom features reading lamps (2) over

the bed, a side-table, hanging locker and drawer storage for clothing. Forward, a privacy door separates from the rest of the boat the **Master's Stateroom** with queen-size bed, head with shower en-suite, reading lamps (2), (3) hanging lockers, full length mirror and 15 drawers from the rest of the boat. There are over/under single bunks which are perfect for sleeping young children.

The **Pilothouse** is forward of the saloon and up 3 steps. The lower helm station is forward and amidships and a dinette has been built into the aft port corner of this area with a removable cushion which allows access to the port side-door. A stairway leads aft and up to the **Flybridge** where the upper helm station is forward to port, an "L-shaped" settee is aft of this and a Bimini-Top and radar arch are overhead. A wet bar with refrigerator is across the bridge on the starboard side and a Magma LPG BBQ grill is attached to the rail just aft of this. The inflatable dingy and davit are all the way aft on the boat-deck.

Pilothouse Electronics and Features

GPS/Chart Plotter - Raymarine C120

Autopilot - Raytheon 6000 + Autohelm Series

VHF - Raytheon Ray 220 marine radio-telephone

Depthfinder/Knotmeter/Log - Raymarine ST70

Bennett Trim Tab controls

Guest Searchlight and controls

Compass

Flybridge Electronics and Features

GPS/Chart Plotter - Raymarine E120

Autopilot - Raytheon remote control

VHF - Raytheon Ray 220 marine radio-telephone

Depthfinder/Knotmeter/Log - Raymarine ST70

Bennett Trim Tab controls Guest Search Light w/Controls

Stereo

Mechanical and Engine Room

The hatches through the saloon sole and over the main engines have been customized so as to be easily removable to give good and improved access to the machinery for servicing.

Twin Cummins 5.9 330 HP marine diesels (1110 hours as of 3/9/16)

Oil Changing System - Electric

ZF marine gears w/ 2:1 reduction ratio and straight shaft drives

4 - blade bronze propellers, 2" S/S propeller shafts

Trim Tabs - Bennett

Dripless shaft packing gland seals

Hynautic hydraulic steering and engine controls Racor Fuel Filter/Water Separators for each Engine & Generator

Electrical

12VAC/125/250VDC

Generator - Westerbeke 8 KW housed inside hush box. (1155 hours as of 3/9/16)

Glendinning Cablemaster shore power cord reel retrieval system with 50' 50 amp, 125/250V power cord plus a 50' extension and assorted pig-tail adapters.

Shore power plug-in forward on starboard side-deck with short shore power cord for plugging in while docking bow in.

C-Charger 45Amp automatic battery charger

Equipment

MarineAir Systems - 3 zone, reverse cycle - marine air-conditioning w/ digital controls.

SeaLand Vacuflush heads with polyethylene holding tank

GloMex VHF/UHF TV antenna for reception of local tv stations.

Water heater - 20 Gal Seaward 120V

Central vacuum cleaning system (4) Separate Built In Electric Wall Heaters

Deck Equipment

Davit - 12 volt Elec. power lift winch with manual rotation and bridle for lifting dingy.

Tender - 2012 Mercury inflatable 8' 4" dingy with floorboards & 2.5 HP Lehr LPG outboard

Motor.

Windlass - Lofrans 12VDC electric

Delta 50 # Plow primary anchor with 100' of 3/8" chain + 100' of rode in bow pulpit roller

Danforth 20H secondary anchor w/ rode & chain Deckbox mounted on foredeck

Bimini Top (navy blue) w/ S/S frame over fly-bridge

Sunbrella protective windshield canvas w/ matching seat covers on FB.

S/S swim ladder built into swim platform w/ H & C pressure freshwater shower on aft-deck.

Aft-deck freshwater wash-down spigot

Dock lines and Fenders SW Washdown w/Hose in Foredeck Dockside Fresh Water Hook Up

Performance & Range

Top speed is 21 knots at 2800 rpm and fast cruising speed at 2000 rpm is reported to be 17.5 knots. At fast cruise, the vessel uses 29.8 GPH total and would have a theoretical cruising range of 255 NMI at this speed.

Cruising range is expanded to 550 NMI approximately by cruising at 8.5 NMI/hour

Broker's Remarks

“Serena” is a very well maintained example of this popular pilothouse motor yacht/cruiser! The 2 stateroom/2 head interior layout is perfect for a couple, or two or for a young family starting out to enjoy the boating “life-style”. Economical to purchase and to operate, the easily managed Bayliner 4788 has proven itself over the years capable of keeping the “fun” in boating.

The hull I.D. # BLBA39EVH900 indicates from the last 3 digits of the hull number that the yacht is a 2000 model that was constructed starting in 1999.

If the use of the vessel is to be in New England, the Great Lakes or in the Pacific NW, the 4 electronic heating units which are separate from the reverse cycle A/C system coupled with the pilothouse (inside) steering station, enable the yacht to extend the

cruising season and keep the crew comfortable while doing it. In August 2016 Serena had a NEW anti-fouling paint job completed.

Priced attractively to sell fast.

Note: The S/S ladder, leading up to the boat-deck from the aft-deck which has been removed, (as this access was redundant and so as to provide greater deck space and room in this area) and the doors (which were conceived to create a third “stateroom” out of the area better used as the master’s stateroom) have been retained by the seller and are available to the buyer to be picked up in Maryland if so desired at the buyer’s option at the time of closing.

Exclusions List

(2) Half Hull Sailboat Models/Plaques Owner's Personal Effects

Исключения


При продаже яхты исключаются личные вещи владельца.

Отказ от ответственности


Компания предоставляет описание судна или яхты добросовестно, но не может гарантировать точность этой информации, а также не ручается за техническое состояние. Покупатель должен проинструктировать своих агентов или оценщиков исследовать представленную информацию более подробно, по собственному желанию. Продажа судна или яхты, изменение цены или снятие с продажи будет происходить без предварительного уведомления.

ФОТОГРАФИИ


47 Bayliner




Serena




Serena at Dockside



Aft Deck




Saloon View Fwd




Saloon View Aft



Saloon View Portside



Saloon Settee



Saloon Wetbar



Galley




Galley



Galley




Pilothouse Helm




Pilothouse Helm




Pilothouse Helm



Pilothouse Settee




Pilothouse Stairs to Flybridge




Pilothouse Electrical Panel




Master Stateroom




Master's Bed




Master Stateroom View Aft




Master Stateroom View Aft



Master's Head



Guest Stateroom



Guest Head



Guest Head



Flybridge View Fwd



Flybridge Helm




Flybridge Wetbar




Flybridge Boat Deck



Tender



Bow Looking Aft



Bow Foredeck



Bow Windlass



Engine Room



Port Engine




Starboard Engine




Stern View




Bow On



Hauled out 7/15/14 showing hull



Hauled out 7/15/14 showing keel



КОНТАКТЫ

Андрей Шестаков (Andrey Shestakov) – ведущий яхтенный брокер отдела продаж яхт и судов компании Shestakov Yacht Sales Inc. Официальный представитель Shestakov Yacht Sales Inc. для русскоговорящих клиентов в центральном офисе компании в Майами/Форт Лодердейл/Флорида/США.

Контактная информация

Email: **andrey@shestakovyachtsales.com**

Web: **shestakovyachtsales.com**

Телефоны

Краснодарский край: **+7(918)465-66-44**

США, Майами, Флорида: **+1(954)274-4435**

Время работы

Понедельник – Суббота: **9:00 - 21:00** EDT

Воскресенье: **Закрето**

Адрес



Harbour Towne Marina, 850 NE 3rd St, STE 213, Dania, FL 33004