

WHY KNOT?!



Year Built: 2004

Model: Trawler Yacht

Price: PRICE ON APPLICATION

LOA: 38' (11.58mm)

Beam: 16

Max Draft: 2' 10" (0.86mm)

Our experienced yacht broker, Andrey Shestakov, will help you choose and buy a yacht that best suits your needs **WHY KNOT?! — n/a** from our catalogue. Presently, at Shestakov Yacht Sales Inc., we have a wide variety of yachts available on our sale's list. We also work in close contact with all the big yacht manufacturers from all over the world.

If you would like to buy a yacht **WHY KNOT?! — n/a** or would like help answering any questions concerning purchasing, selling or chartering a yacht, please call **+1(954)274-4435**

TABLE OF CONTENTS

TABLE OF CONTENTS	2
SPECIFICATIONS	4
Basic Information	4
Dimensions	4
Speed, Capacities and Weight	4
Accommodations	4
Hull and Deck Information	4
Engine Information	5
PHOTOS	6
Bow View	6
WHY KNOT?! Portside View	6
Salon Looking Aft to Companionway from Pilothouse	6
Salon w/NEW LG Flat Screen TV (2014)	6
Starboard Hull Looking Aft to Stateroom from Head. Vanity just aft of Head Compartment. Storage Hanging Lockers to Starboard	7
Salon Starboard Side w/twin barrel swivel chairs & fold-out table	7
Forward View from Starboard Stateroom of Head w/Separate Shower Stall	7
Starboard Stateroom Berth	7
Starboard Head w/Sink, VacuFlush Toilet, Shower Stall	8
Starboard Shower Stall	8
Port Stateroom Hanging Lockers & Drawers	8
Port Hull Stateroom Berth	8
Port Head w/Sink, VacuFlush Toilet, Separate Shower Stall	9
Starboard Stateroom Vanity w/Stool	9
Galley in Port Hull. Stateroom is Aft and Head Compartment is forward of Galley	9
Helm Station Electronics	9
Entrance to Pilothouse. NEW Carpeting (2014)	10
Raymarine Closed Array Radar, Spotlight, Opening Hatch to Pilothouse	10

Pilothouse Portside with Helm Station Forward. Fold-down Teak Table w/L-Shaped Settee	10
Pilothouse Starboard Navigator Swivel Seating w/Settee. Entrance to Cabin areas forward of Pilothouse.	10
NEW Enclosure w/back & side roll-up sunshades (2014)	11
Helm Station w/Helm Swivel Seat	11
Entrance to Starboard Sidedeck for great accessibility to easily handle lines and docking	11
NEW Pilothouse Back and Side Roll-Up Sunshade (2014)	11
Engine Compartment in each Hull with GREAT ENGINE ACCESS to Yanmar 4LHA-STP (240HP) Diesel Engines	12
NEW Sunbrella Dashboard Cover to cut out the glare of the sun(2014) & Windshield Screens to reduce sun glare when in port	12
Starboard Cockpit Access	12
Port Access to Cockpit	12
Large Cockpit & Access to Pilothouse	13
Bow View w/Seating Port and Starboard	13
New Custom Anchor Bridle(2014)	13
Bow View looking Aft to Pilothouse. Additional Bow Seating for Guests.	13
Floor Plan	14
Wide Sidedecks Port and Starboard	14
WHY KNOT?! At Cruise	14
CONTACTS	15
Contact details	15
Telephones	15
Office hours	15
Address	15

SPECIFICATIONS

Basic Information

Category: Trawler Yacht	Sub Category: Double Cabin
Model Year: 2004	Year Built: 2004

Dimensions

LOA: 38' (11.58mm)	LWL: 36' 8" (11.18mm)
Beam: 16	Max Draft: 2' 10" (0.86mm)

Speed, Capacities and Weight

Water Capacity: 115 Gallons	Holding Tank: 80 Gal Gallons
Fuel Capacity: 500 Gal Gallons	

Accommodations

Total Cabins: 2	Total Berths: 2
Sleeps: 4	Total Heads: 2

Hull and Deck Information

Hull Material: Fiberglass	Deck Material: Fiberglass
Hull Configuration: Catamaran	Hull Color: WHITE

Engine Information

Engines: 2

Manufacturer: Yanmar

Engine Type: Inboard

Fuel Type: Diesel

PHOTOS

WHY KNOT?! Portside View



Bow View



Salon w/NEW LG Flat Screen TV (2014)



Salon Looking Aft to Companionway from Pilothouse



Salon Starboard Side w/twin barrel swivel chairs & fold-out table



Starboard Hull Looking Aft to Stateroom from Head. Vanity just aft of Head Compartment. Storage Hanging Lockers to Starboard



Forward View from Starboard Stateroom of Head w/Separate Shower Stall



Starboard Stateroom Berth



**Starboard Head w/Sink, VacuFlush Toilet,
Shower Stall**





Starboard Shower Stall



Port Stateroom Hanging Lockers & Drawers

Port Hull Stateroom Berth



Starboard Stateroom Vanity w/Stool**Port Head w/Sink, VacuFlush Toilet, Separate Shower Stall****Galley in Port Hull. Stateroom is Aft and Head Compartment is forward of Galley****Helm Station Electronics**

Entrance to Pilothouse. NEW Carpeting (2014)

Raymarine Closed Array Radar, Spotlight, Opening Hatch to Pilothouse



Pilothouse Portside with Helm Station Forward. Fold-down Teak Table w/L-Shaped Settee



Pilothouse Starboard Navigator Swivel Seating w/Settee. Entrance to Cabin areas forward of Pilothouse.



Helm Station w/Helm Swivel Seat



NEW Enclosure w/back & side roll-up sunshades (2014)



Entrance to Starboard Sidedeck for great accessibility to easily handle lines and docking



NEW Pilothouse Back and Side Roll-Up Sunshade (2014)



NEW Sunbrella Dashboard Cover to cut out the glare of the sun(2014) & Windshield Screens to reduce sun glare when in port



Engine Compartment in each Hull with GREAT ENGINE ACCESS to Yanmar 4LHA-STP (240HP) Diesel Engines



Starboard Cockpit Access



Port Access to Cockpit




Large Cockpit & Access to Pilothouse



Bow View w/Seating Port and Starboard



New Custom Anchor Bridle(2014)



Bow View looking Aft to Pilothouse. Additional Bow Seating for Guests.



Wide Sidedecks Port and Starboard



Floor Plan



WHY KNOT?! At Cruise



CONTACTS

Andrey Shestakov, leading yacht broker of the sales department of Shestakov Yacht Sales Inc. Shestakov Yacht Sales Inc., the official representative of the Miami/Fort Lauderdale FL headquarters.

Contact details

Email: **andrey@shestakovyachtsales.com**

Web: shestakovyachtsales.com/en/

Telephones

USA: **+1(954)274-4435**

Office hours

Monday – Saturday: **9:00 - 21:00 EDT**

Sunday: **closed**

Address



Harbour Towne Marina, 850 NE 3rd St,
STE 213, Dania, FL 33004