

BRIZO — MAINSHIP



Builder: MAINSHIP

Year Built: 2001

Model: Trawler

Price: PRICE ON APPLICATION

Location: United States

LOA: 43' 0" (13.11m)

Beam: 15' 6" (4.72m)

Max Draft: 3' 8" (1.12m)

Cruise Speed: 10 Kts. (12 MPH)

Max Speed: 16 Kts. (18 MPH)

Our experienced yacht broker, Andrey Shestakov, will help you choose and buy a yacht that best suits your needs **Brizo — MAINSHIP** from **our catalogue**. Presently, at **Shestakov Yacht Sales Inc.**, we have a wide variety of yachts available on **our sale's list**. We also work in close contact with all the big **yacht manufacturers** from all over the world.

If you would like to buy a yacht **Brizo — MAINSHIP** or would like help answering any questions concerning purchasing, selling or chartering a yacht, please call **+1(954)274-4435**

TABLE OF CONTENTS

TABLE OF CONTENTS	2
SPECIFICATIONS	4
Overview	4
Basic Information	4
Dimensions	5
Speed, Capacities and Weight	5
Accommodations	5
Hull and Deck Information	5
Engine Information	5
DETAILED INFORMATION	6
Accommodations	6
Salon	6
Galley/Heads	7
Electronics	8
Electrical	8
Bridge	9
Cockpit	9
Deck	9
Mechanical And Engine Details	9
Manufacturer Provided Description	10
Exclusions	10
Disclaimer	10
PHOTOS	12
CONTACTS	21
Contact details	21
Telephones	21
Office hours	21
Address	21

SPECIFICATIONS

Overview

New Canvas 2015

New Bridge Cushions 2015

New Batteries 2015

New Bilge Pumps & Fresh Water Pumps 2015

Recently had full services done

Pictures from 3/5/2016

Arguably, one of the best-kept 43 Aft Cabin Trawlers in her category. "Brizo" (Greek goddess who protects sailors) has been enjoyed from West Palm Beach FL to Grand Bahama to the Abacos. Her equipment list consists of 3-zone air conditioning, full electronics package, brand new in 2015-bimini top with 4-sided enclosure, dinghy davit with lift, Walker Bay tender w/ 2005 8hp Mercury Outboard, oil changer, dripless shafts, trim tabs, 8kw Kohler Generator Model 8E02 with 1792 hours, windlass and more.

She shows great and the owners have cared very well for her, and it shows. Survey available upon request.

Basic Information

Category: Trawler

Sub Category: Aft Cabin

Model Year: 2001

Year Built: 2001

Country: United States

Dimensions

LOA: 43' 0" (13.11m)

Beam: 15' 6" (4.72m)

Max Draft: 3' 8" (1.12m)

Clearance: 18' 8" (5.69m)

Speed, Capacities and Weight

Cruise Speed: 10 Kts. (12 MPH)

Max Speed: 16 Kts. (18 MPH)

Displacement: 36000 Pounds

Water Capacity: 250 Gallons

Holding Tank: 20 Gallons

Fuel Capacity: 500 Gallons

Accommodations

Total Cabins: 2

Total Berths: 3

Total Heads: 2

Hull and Deck Information

Hull Material: Fiberglass

Engine Information

Engines: 2

Manufacturer: Caterpillar

Model: 3126

Engine Type: Inboard

Fuel Type: Diesel

DETAILED INFORMATION

Accommodations

MASTER STATEROOM

- Aft cabin with full queen berth with memory foam mattress topper
- Cedar lined hanging locker
- Direct cockpit access door
- Drawers under berth
- Additional under-berth storage areas
- Night stands with drawers each side of queen berth
- Opening port lights with screens
- High intensity reading lights
- Full head with separate shower
- Air Conditioning unit with controls (Dometic)

FORWARD STATEROOM

- Fwd cabin with split vee-berth with mattress
- Cedar lined hanging lockers (2)
- Drawers under berth
- High intensity reading lights
- Storage under berth
- Opening port lights with screens
- Air Conditioning unit with controls (Dometic)

Salon

- Dometic Cruizair Air A/C system with Digital Controls
- Wal-Vac Central Vacuum System
- Cherry and Holly Floor
- Cherry Doors
- Flat Screen Color HD TV (New 2010)
- Full Windshield with Wipers-Washers
- AM/FM/CD Stereo System
- Glass table with 4 chairs
- Interior Lighting
- Large Sliding Doors to Side Decks
- Lower Station with Full Instrumentation
- Opening Center Window

- Sliding Windows with Screens
- Splendide 2000 Washer/Dryer Combo (Under Forward Steps)
- Pull-Out Couch

Galley/Heads

GALLEY

- Corian counters
- Microwave oven
- Coffee maker
- Ice maker
- Double stainless sink
- Subzero refrigerator
- Princess three burner range
- Spacious floor storage
- Above and below cabinet storage

MASTER HEAD

- Fully molded head compartment
- Separate shower stall
- Head vanity top with Corian counters
- Medicine cabinet with mirrors
- Auto flush head
- Holding tank with macerator & deck pumpout
- Holding tank monitor, empty/full
- Opening port light with screen
- Head 12V ventilation fan
- Head 12V lighting

GUEST HEAD

- Fully molded head compartment
- Separate shower stall
- Head vanity top with Corian counters
- Medicine cabinet with mirrors
- Vacuflush head
- Holding tank with macerator & deck pumpout
- Holding tank monitor, empty/full
- Opening port light with screen

- Head 12V ventilation fan
- Head 12V lighting

Electronics

UPPER HELM

- Full Engine Instrumentation
- Raymarine Ray210 Marine VHF
- Ritchie Powerdamp Lighted Compass
- Garmin 3210 Color GPS/ 36nm Radar/ Sounder/ Weather
- Raytheon 600R Auto Pilot
- Back up camera

LOWER HELM

- Full Engine Instrumentation
- Standard Horizon Eclipse Marine VHF Radio
- KVH Lighted Compass
- Garmin 3210 Color GPS/ 36 nm Radar/ Sounder/ Weather
- Raytheon 600R Auto Pilot

Electrical

- 8kw Kohler Generator Model 8E02
- AC/DC Converter, 50amp
- AC and DC Control Panel
- (1) Group 24 Generator Battery
- (2) 8-D For Main Engine Batteries
- Sentry 12VDC, 60 Amp Battery Charger
- 50ft 50Amp Shore Power Cord Fwd and Aft Connections
- Battery Safety Switches
- Bonding System with Transom mounted Zinc Anode
- Circuit Breakers
- Color-Coded Wiring Harnesses
- Electrical Bilge Pumps with Auto Switch (5)
- GFCI Protection Throughout
- Interior Lights
- Macerator with Overboard Discharge
- Navigation Lights
- Reverse Polarity Indicator
- 22 Gallon Water Heater with Heat Exchanger

Bridge

- Bimini Top with Full Enclosure (brand new 2015)
- Helm Cover
- Flybridge Seating for 10
- Molded Steps to Bridge
- Radar Mast
- Safety Rails
- Sliding Companionway Door to Salon
- Split Compartment Anchor Locker
- Table on Bridge
- Venturi Windshield
- Blue LED accent lighting

Cockpit

- Transom Door
- Aft Transom Shower Hot/Cold
- Dock Side Water Connection
- Cable TV/Telephone Connection
- Molded Swim Platform with Ladder
- Boarding Ladder
- Boarding Gangway

Deck

- Anchor Pulpit with Roller
- Forward Sampson Post
- Cleats - Bow, Stern and Spring (2 each)
- Low Profile aluminum Bow Rail
- High Density Rub Rail with Stainless Steel Insert
- 45lb. Delta Plow Anchor with 200' Chain
- 22lb. Danforth Anchor with 150' Rode
- Simpson-Lawrence Windlass
- Flare kit
- First aid Kit
- Life Jackets
- Deck Lights

Mechanical And Engine Details

- Bronze Struts and Rudders
- Engine & Genset Mufflers
- Engine Alarm System
- Fuel Filters
- High Capacity Fuel Tanks
- Hot and Cold Pressurized Water
- Hynautic Shifter and Throttle Controls
- Glenndenning Engine Synchronizer
- Hydraulic Steering
- Hydraulic Trim Tabs
- Sea Strainers
- Sea Cocks on Underwater Thru-Hull Fittings
- Stainless Steel Shafts
- Halon System

Manufacturer Provided Description

The Mainship 430 Trawler has taken a classic design and improved it through innovative engineering and modern manufacturing methods. Since its inception 20 years ago, Mainship has produced thousands of boats - mostly in the trawler family. The focus has been, and continues to be, in building high-quality, low maintenance diesel cruisers that are comfortable and affordable. The 430 Trawler has a fully instrumented lower helm that allows operation during inclement weather, and is equipped with full washers and wipers. From the expansive flybridge, captains have a full unobstructed view to all points. Aft of the standard radar mast, are molded steps with diamond non-skid leading to the aft deck which is large enough to store a tender. Sturdy aluminum rails offer excellent handholds, and the cockpit is lowered for safer and easier entry to the full-size swim platform that includes a convenient swim ladder, and freshwater shower. Heading to the integrated pulpit is safe for all with the wide decks and high bulwarks of the 430. The split anchor well will handle plenty of rode and an extra Danforth, and includes a washdown. Fore and aft shorepower outlets allow for choice of docking. The port and starboard cabin doors make shorthanding a snap as well. Counter space is usually at a premium on a boat of this size, but the galley on the 430 Trawler is a chef's paradise with plenty of Corian-covered counters, an oversize sink, a three-burner range, a microwave - convection oven, a refrigerator, and loads of storage.

Exclusions

Owner's personal belongings.

Disclaimer

The Company offers the details of this vessel or yacht in good faith but cannot guarantee or warrant the accuracy of this information nor warrant the condition of the vessel. A buyer should instruct his representatives, agents, or his surveyors, to investigate such details as the buyer desires validated. This vessel or yacht is offered subject to prior sale, price change, or withdrawal without notice.

PHOTOS






















CONTACTS

Andrey Shestakov, leading yacht broker of the sales department of Shestakov Yacht Sales Inc. Shestakov Yacht Sales Inc., the official representative of the Miami/Fort Lauderdale FL headquarters.

Contact details

Email: **andrey@shestakovyachtsales.com**

Web: shestakovyachtsales.com/en/

Telephones

USA: **+1(954)274-4435**

Office hours

Monday – Saturday: **9:00 - 21:00** EDT

Sunday: **closed**

Address



Harbour Towne Marina, 850 NE 3rd St, STE 213, Dania, FL 33004