

WILD GOOSE TOO — MARLOW



Builder: MARLOW

Year Built: 2004

Model: Motor Yacht

Price: PRICE ON APPLICATION

Location: United States

LOA: 74' 0" (22.56m)

Beam: 18' 0" (5.49m)

Cruise Speed: 16 Kts. (18 MPH)

Max Speed: 21 Kts. (24 MPH)

Our experienced yacht broker, Andrey Shestakov, will help you choose and buy a yacht that best suits your needs **Wild Goose Too — MARLOW** from **our catalogue**. Presently, at **Shestakov Yacht Sales Inc.**, we have a wide variety of yachts available on **our sale's list**. We also work in close contact with all the big **yacht manufacturers** from all over the world.

If you would like to buy a yacht **Wild Goose Too — MARLOW** or would like help answering any questions concerning purchasing, selling or chartering a yacht, please call **+1(954)274-4435**

TABLE OF CONTENTS

TABLE OF CONTENTS	2
SPECIFICATIONS	4
Overview	4
Basic Information	4
Dimensions	5
Speed, Capacities and Weight	5
Accommodations	5
Hull and Deck Information	5
Engine Information	5
DETAILED INFORMATION	6
Salon	6
Galley	6
Pilothouse	7
Master Stateroom	8
Master Head	8
VIP Stateroom 1	9
VIP Head	9
Guest Stateroom 1	9
Crew Lounge	9
Fly Bridge	9
Deck Equipment	10
Cockpit	11
Electronics	11
Engineer Room	11
Exclusions	12
Exclusions	12
Disclaimer	12
PHOTOS	13

CONTACTS	18
Contact details	18
Telephones	18
Office hours	18
Address	18

SPECIFICATIONS

Overview

Wild Goose Too is a one owner boat and it has been babied from the day she was built, that is evident in her very low hours on her main engines and generators, and that the vessel is currently being moored is a boathouse. Wild Goose Too was built using only the best equipment and constantly upgraded from the day of delivery and She shows like a yacht only a few years old. The 825 HP Series 60 Detroit engines have only 730 hours on them and they look and run like new. Both generators have very little hours on them also, the 25 KW northern light has only 62 hours on it and the 13 kw Kohler has 815 hours on it.

This vessel is a great sea boat she very stable underway due to her heavy feel, wide beam, low prole and with the help of her large Naiad stabilizers.

The three staterooms with three heads makes her a great family boat. Her separate crew quarters are aft of the engine room with access from the aft deck, making this a nice overow guest quarters for the owner/operator.

The Portuguese bridge and high bulwarks make this a very safe vessel underway. Wide covered side decks, large cleats and oversize hawse pipes make line handling safe and simple. The hard top and full enclosure provide protection from the elements on rough days and will keep the ybridge seating out of the sun and rain. She features a Rendova 14' dinghy with a low hour 50hp Honda 4 stroke outboard engine that has been recently serviced and winterized, the tender is equipped with a Garmin GPS depth nder combo, VHF radio, interior lighting ood lights, and full cover.

Wild Goose Too has great outdoor spaces for relaxing or entertaining. The bow seating is a favorite spot to watch the world go by when coastal cruising, and is also a great spot at anchor. The cockpit is a great place for dinner with its built in bench seat with cushions covered in blue sunbrella fabric. however you will nd the ybridge is the best spot in a marina setting, offering privacy and a great view.

Basic Information

Category: Motor Yacht

Sub Category: Pilothouse

Model Year: 2004

Year Built: 2004

Country: United States

Fly Bridge: Yes

Cockpit: Yes

Dimensions

LOA: 74' 0" (22.56m)

Beam: 18' 0" (5.49m)

Speed, Capacities and Weight

Cruise Speed: 16 Kts. (18 MPH)

Max Speed: 21 Kts. (24 MPH)

Displacement: 77000 Pounds

Water Capacity: 175 Gallons

Holding Tank: 120 Gallons

Fuel Capacity: 1600 Gallons

Accommodations

Total Cabins: 4

Total Heads: 3

Hull and Deck Information

Hull Material: Fiberglass

Engine Information

Engines: 2

Manufacturer: Detroit Diesel

Model: Series 60 Detroit

Engine Type: Inboard

Fuel Type: Diesel

DETAILED INFORMATION

Salon

Salon

The salon is perfect for entertaining. A large, comfortable custom made sofa with built-in storage is opposite the large at screen TV, which is on a lift mechanism so it can be hidden away when not in use. There are two comfortable barrel chairs on each side of the sofa and two additional chairs on either side of the TV. The large salon table has a removable leaf and can be raised and lowered at the click of a switch, allowing you to adjust it from coffee table height up to a good position to dine. Forward you will find a full wet bar, including a subzero wine cooler, under counter fridge with ice maker, sink and lots of storage for bottles. Across from the wet bar there is a bar style seating for two facing aft. The double salon doors aft can be opened on nice days providing wonderful fresh air throughout the main deck, and there are screens to keep the bugs out.

One of the best features of the salon is the ability to see up through the galley and pilothouse. This open plan makes the salon feel much larger and you will not get that closed in feeling you get on many boats.

Teak blinds 24V LED lighting Rope accent lighting

110 v lighting Teak & Ebony floor, satin finish covered by a custom made rug

34" HD atscreen TV on a lift

Built in Seating that lifts up to provide storage Bose surround sound in salon Blue Ray DVD player Sub Zero 48 bottle wine refrigerator Dining area with chairs for 6 people Large storage Cabinets

Galley

Galley

The Galley is up behind the Pilothouse and with its unobstructed views of the horizon, you will find it to be a stable and comfortable work space while at sea. This is also great for those who are standing watch at the lower helm because the galley is just a few steps away.

The Galley features top of the line appliances including four SubZero refrigerator drawers, two SubZero freezer drawers one with an ice maker, a full size four burner Dacor cook top, full size convection oven, microwave convection oven, and Fisher Paykel dishwasher. The combined Pilothouse/Galley area is a favorite spot when underway. This superb layout will have you running the boat from the lower helm

whenever the weather outside is less than perfect.

Black Galaxy counter tops with teak fiddles Heavy stainless steel sink with custom cutting board Grohe faucet Drinking water faucet supplied by yacht's separate drinking water system. Dacor smooth surface 4 burner cook top GE microwave/convection oven 4 Sub Zero refrigerator drawers 2 Sub Zero freezer drawers Fisher Paykel drawer style dishwasher Exhaust fan over cooktop/oven Kitchen Aid trash compactor Large overhead cabinets In counter bread warmer Numerous drawers for storage.

Pilothouse

Pilothouse/Lowerhelm

The Pilothouse is far enough forward and high enough off the water for this to be a safe and comfortable station to pilot the yacht. Many find docking is actually easier from the lower station as you can see all the way through the galley and out to the stern of the vessel. The upper and lower helm stations are fully equipped with electronics. Just to Port of the helm chair there is a nice teak table and seating area for 5. You will find your family and friends will be here when you are underway on days when it is more pleasant to run from inside. This pilothouse will quickly convert those that usually run from the flybridge in any weather. The Stidd Helm chair is very comfortable and is electrically adjustable in every direction. Overhead you will find the status of the yachts systems including the monitoring of all tanks, the voltage of all the yachts batteries, LED indicators of any pump that is running, breakers for all the electronics and bilge pumps. The stabilizer control is also here for easy access. The console in front of you provides easy access to the twin 17" monitors that can display the charts, radar, two Furuno nav net units can display depth/fish finder, radar, AIS and Weather data. There is a Simrad autopilot and wind instrument, Icom VHF radio, and Detroit electronic engine displays and electronic controls. The yacht also has a new yacht controller remote that allows the operator to walk around the vessel and run the engines and thrusters, this is very handy in tight quarters and when anchoring

Another reason you will quickly find that this is a comfortable station is its proximity to the galley that is just a few steps away.

Stairs below to the guest staterooms Stairs up to flybridge Chart drawer Overhead (opening) hatches with screens and blackout shades Port & starboard pilothouse doors

Electric Stidd helm chair Air handler & thermostat for pilothouse Overhead electronics breakers

Fireboy fire suppression system control panel Tank tender system to monitor all tanks (fresh water, fuel, grey water, black water, drinking water) Ships systems indicator displays, pump, light, temperature warning Trace inverter remote control Naiad stabilizer controls Bilge and sump pump control systems Ships battery voltage monitor

Compass Detroit engine controls Detroit engine displays 3 17" samsung monitors Elbex EXS 126 camera system with 5 cameras and remote Furuno RDP139 network radar Furuno ETR 6/10n network sounder Furuno FAX-30 network facsimile Furuno GP-37 GPS Furuno RD-30 multi display 2 Furuno Navnet display units Simrad auto pilot Pyrometer ICOM VHF radio with loud hailer Bow & stern thruster controls Wiper controls and wash system Trim tab controls Yacht controller remote electronic engine controls & side power thruster control White mesh windshield covers IBM think centre ships computer HP lazer jet printer Panasonic D816 PBX phone system with 8 phones Two headhunter holding tank monitoring systems Marine air thermostat control WX works weather system

Master Stateroom

Wild Goose Too's full beam master stateroom features a king berth with electric rams to raise the foot or head of the bed for ultimate comfort, twin built in night stands, large cedar lined hanging lockers, and drawer space to stow everything you might need for extended cruising. The ensuite master head features his and hers heads and sinks, that joins in the middle with a large shower each head has great storage and lots of counter space. The area aft of the stateroom houses a full size Asko washer and dryer. and an additional cedar lined hanging locker on the port side.

Athwartship king size bed with 3 opening port lights above His and Hers nightstands with reading lights storage drawers under the bed and large center storage area for oversize items, Several cedar lined, full height, hanging lockers 2 chests of drawers.

laundry center including new full size front loader washer and dryer Flatscreen TV Overhead speakers Accent rope lighting.

Teak & Ebony sole with satin finish Separate a/c air handler with separate control for this stateroom.

Master Head

The head is large enough for both of you to get ready for your day in the morning. The large shower also has a small bench. There is abundant counter space and lots of storage.

Large porcelain sink and lots of counter space 3 opening port lights Two headhunter heads 2 Head fans

Bright overhead lights and mirrored ceiling Inlaid granite flooring

VIP Stateroom 1

The VIP stateroom features a queen size bed, cedar lined hanging lockers, ample drawer and cabinet space and its own ensuite head with sink, vanity and large stall shower. Large overhead hatches with screens and night shades, provide plenty of light and fresh air.

2 cedar lined Hanging lockers, 4 Overhead storage cabinets Large storage drawers Queen size bed.

2 Reading lamps 2 Large opening overhead hatches with screens Separate A/C thermostat Flatscreen TV Overhead speakers.

VIP Head

The VIP head is a nice size and has a large dedicated shower. This head can be accessed from the cabin-way to act as a day head for guests. Large shower stall with Grohe fixture.

Ceramic sink with white corian counters and Grohe faucet Headhunter head Opening portlight with screen Mirrored ceiling.

Storage cabinets and drawers Exhaust fan Inlaid Granite flooring.

Guest Stateroom 1

The Port guest stateroom features offset twin bunks and a private head. There is one large hanging lockers, storage drawers under the bunks, and bookshelves. Natural light and fresh air is provided by two opening port lights in the stateroom and one in the head.

Crew Lounge

The crew cabin has a nice bunk and a private head, separate air conditioner control, storage cabinets and drawers. The crew cabin can be accessed from the aft deck so they do not have to come into the vessel.

Fly Bridge

The Flybridge has a fully enclosed hard top that provides great visibility and the curtains can be opened to provide a breeze on those warm days. There is plenty of comfortable seating for family and friends behind the two Stidd helm chairs. the lighting is provider

in the overhead, along the deck and red lights for night running, there are also two flood lights to illuminate the boat deck, There is another beverage refrigerator with ice maker, eliminating the need to go below for drinks. There is a sink, and lots of storage space here as well, perfect for entertaining.

Custom built hardtop with strata glass enclosure 2 Oyster white Stidd helm chairs with sunbrella covers Twin seating areas for 6 with blue sunbrella cushions Nav Net chart plotter and Radar anchor controls.

Am Fm CD player stereo Icom VHF with command mike Furuno RD-30 speed and depth instruments Simrad autopilot Bilge pump indicators Bow and stern thruster controls Detroit engine displays Detroit electronic engine controls Naiad stabilizer controls Spotlight controls Trim Tab controls Engine start and stop controls Kalenberg air horn control 110V GFI outlet 24v remote power plug 12v remote power plug Phone connection Full enclosure Detroit electronic engine controls side power thruster controls.

Deck Equipment

Boat Deck Aft of Flybridge

Sink Refrigerator with ice maker Davit crane Offshore life raft 6 person, certified until 2017 Life sling Rendova 14' RIB with 50hp Honda 4 stroke with GPS plotter depth finder, VHF and arch with flood lights flood lights mounted on aft of hard top Stairs to pilothouse Gaggeanu Electric Grill.

Deck General

The wide side decks and high bulwarks up to the Portuguese bridge will make you feel secure at sea or when handling lines at the dock. All the decks look great having been caulked and cleaned.

The Windlass is a heavy duty Lofrans double anchor Titan unit with a vertical chain capstan. the plow anchor has 400' of 3/8 BBB chain and the Danforth is setup for emergency use that could be rigged for rode. there is also a custom Y anchor bridle. On either side of the anchor windlass there are two decl hatches that house fresh and salt water wash down and 2 glendenning shore power cable masters with 100' of cable on each, there are also two glendenning cable masters located on the transom each also houses 100' of cable, the portside compartment also houses a quick connect lube oil connection with 50' of flexible hose.. The varnish looks great as does her Flag Blue Hull.

Cockpit

The cockpit on Wild Goose Too is a perfect spot at anchor or in a Marina due to its close proximity to the salon and when the double doors are open it feels like an extension to the salon. There is a built in bench seat that has comfortable cushions covered in blue sunbrella. The vessel has easy access to the swim step thru a transom door and on the swim step is custom built retractable stainless and teak swim ladder that retracts into the step, there is also a hot and cold shower head located next to the transom door

Aft engine controls Aft Thruster controls A deck hatches on the port side for fenders and lines Cockpit bench seat with cushions cockpit overhead lighting Cockpit deck lights Aft deck stereo speakers.

Electronics

The electronics on Wild Goose Too are very extensive, there are (3) 17" monitors that display the chart plotter and the vessels 5 cameras, there are two NavNet display units that are tied into all the black box equipment located under the easily accessible doghouse, ICOM VHF

Fireboy fire suppression system control panel Tank tender system to monitor all tanks (fresh water, fuel, grey water, black water, drinking water) (2) Headhunter holding tank monitoring panels Ships systems indicator displays, pump, light, temperature warning Trace inverter remote control Naiad stabilizer controls Bilge and sump pump control systems Ships battery voltage monitor Compass Detroit engine controls Detroit engine displays 3 17" samsung monitors Elbex EXS 126 camera system with 5 cameras and remote Furuno RDP139 network radar Furuno ETR 6/10n network sounder Furuno FAX-30 network facsimile Furuno GP-37 GPS Furuno RD-30 multi display 2 Furuno Navnet display units Simrad auto pilot Simard type (A) AIS black box system Pyrometer ICOM VHF radio with loud hailer Bow & stern thruster controls Wiper controls and wash system Trim tab controls Kalenberg air horn control Yacht controller remote electronic engine controls & side power Bow and stern thruster control Search light control IBM think centre ships computer HP lazer jet printer Panasonic D816 PBX phone system with 8 phones and 3 lines WX works weather system.

Engineer Room

As is the case with all Marlow's, with its full standing headroom and easy access to all components, is a delight to work in. The yachts engine and generator start batteries were replaced with new AGM batteries in 2015. the main engines recently had the impellers replaced and the port engine had a new heat exchanger installed.

(2) 825 hp Series 60 Detroit engines with 730 hours on each (2) Twin disk 1.92.1 transmissions Aquadrive shaft couplings Sea Chest.

Detroit primary fuel filters for each engine with prime pumps Twin Racor filters for each generator (8 total) 25KW Northern Lights generator with 62 hours on it. 13 KW Kohler generator with 815 hours on it.

Reverso Oil change system Village Marine 1200 GPD water maker with 62.6 hours on it 110V & 24V lighting 220V & 24V engine room fans Chilled water ac/heat system Sea Chest to supply all salt water 24V salt water wash down pump Fire Boy fire suppression system Stainless steel safety rails Spare parts and filters Fuel sight tubes Fresh water wash down faucet & hose 25 gallon oil lube tank.

Niad stabilizer system Dripless shaft seals 10 AGM Batteries Separate chargers for start and generator batteries House batteries are charged thru the trace inverter system.

Exclusions

There are just a few personal items that are not included with the yacht.

Non mounted Brass clock and barometer. Miscellaneous decorative items that are out just for staging.

The owner has requested that he would like to keep the name of the vessel "Wild Goose Too" for his next yacht.

Exclusions

Owner's personal belongings.





Disclaimer

The Company offers the details of this vessel or yacht in good faith but cannot guarantee or warrant the accuracy of this information nor warrant the condition of the vessel. A buyer should instruct his representatives, agents, or his surveyors, to investigate such details as the buyer desires validated. This vessel or yacht is offered subject to prior sale, price change, or withdrawal without notice.


PHOTOS











CONTACTS

Andrey Shestakov, leading yacht broker of the sales department of Shestakov Yacht Sales Inc. Shestakov Yacht Sales Inc., the official representative of the Miami/Fort Lauderdale FL headquarters.

Contact details

Email: **andrey@shestakovyachtsales.com**

Web: shestakovyachtsales.com/en/

Telephones

USA: **+1(954)274-4435**

Office hours

Monday – Saturday: **9:00 - 21:00** EDT

Sunday: **closed**

Address



Harbour Towne Marina, 850 NE 3rd St, STE 213, Dania, FL 33004