

SEABIRD II — MARLOW



Builder: MARLOW

Year Built: 2004

Model: Motor Yacht

Price: PRICE ON APPLICATION

Location: United States

LOA: 70' 0" (21.34m)

Beam: 18' 4" (5.59m)

Min Draft: 4' 5" (1.35m)

Cruise Speed: 18 Kts. (21 MPH)

Max Speed: 21 Kts. (24 MPH)

Our experienced yacht broker, Andrey Shestakov, will help you choose and buy a yacht that best suits your needs **SEABIRD II — MARLOW** from **our catalogue**. Presently, at **Shestakov Yacht Sales Inc.**, we have a wide variety of yachts available on **our sale's list**. We also work in close contact with all the big **yacht manufacturers** from all over the world.

If you would like to buy a yacht **SEABIRD II — MARLOW** or would like help answering any questions concerning purchasing, selling or chartering a yacht, please call **+1(954)274-4435**

TABLE OF CONTENTS

TABLE OF CONTENTS	2
SPECIFICATIONS	5
Overview	5
Basic Information	5
Dimensions	5
Speed, Capacities and Weight	6
Accommodations	6
Hull and Deck Information	6
Engine Information	6
DETAILED INFORMATION	7
Overview	7
Vessel Walkthrough	7
Custom Features and Description	9
Salon/Dining Area	10
Galley	10
Pilothouse	10
Pilothouse Electronics and Equipment	11
Master Stateroom	11
VIP Guest Stateroom	12
Guest Stateroom	12
Laundry	12
Crew Area	13
Flybridge Navigation Electronics and Equipment	13
Flybridge and Boat Deck	13
Deck Equipment	14
Electrical Equipment	15
Engine Room and Mechanical Equipment	15
Hull and Construction	17

Exclusions	18
Exclusions	18
Disclaimer	18
PHOTOS	19
New Swim Platform Teak & Fresh Varnish	19
SEABIRD II	19
Boat Deck w/Dinghy & Crane	19
Flybridge Helm & Entertainment	19
Salon	19
Salon Looking Aft	19
Salon Custom TV	20
Gourmet Galley	20
Pilothouse & Galley w/Enlarged Settee	20
Dining Area	20
Custom Pilothouse Settee	20
Master Stateroom	20
Master Stateroom His & Her Heads	20
Master Stateroom Head & Shower	20
Master Head	21
VIP Stateroom	21
VIP Head	21
Third Guest Stateroom	21
Third Guest Head	21
Aft Deck & Engine Room Access	21
Crew & Engine Room Access Steps	21
Entertainment Center	21
Entertainment Center Wine Cooler	22
Entertainment Center Sink	22
Entertainment Center Refrigerator & Icemaker	22

Entertainment Center Liquor Storage	22
Captain's Berth	22
Crew Berth	22
Galley Trash Compactor	22
Galley Refrigerator Drawers	22
Fisher Paykel Dishwasher	23
Ground Tackle	23
Additional Foredeck Seating	23
Ships AC Electric Distribution Panel	23
Flybridge Helm	23
Flybridge Seating	23
Flybridge Grill & Sink	23
Flybridge Stidd Helm Chairs	23
Engine Room	24
Engine Room	24
Engine Room	24
CONTACTS	25
Contact details	25
Telephones	25
Office hours	25
Address	25

SPECIFICATIONS

Overview

PRICE JUST REDUCED ANOTHER \$50,000! SEABIRD II has a Cherry Interior and was built to do the Great Loop. All her antennas, arrays and domes are on custom mounts that lower to a clearance of 18'4". She has been constantly upgraded & maintained to the highest standards and is standing tall for your inspection.

SEABIRD II is offered for sale by her original owner who took delivery in June 2004. He was involved in every aspect of her interior design resulting in a much more comfortable user friendly layout than the average 70E. For example in the Salon the hidden TV on its custom lift was repositioned and is viewable from the recliner chairs as well as the settees. The optional Dining Room was enlarged for easier access to seat 6 in comfort & the entertainment center was modified. In the Pilothouse the dining settee was enlarged and has access from both ends. The 3rd stateroom has two LOWER berths making cruising with 3 couples civilized. This change answers one of the major complaints about the Marlow 65C/70E series. The Master Stateroom has a custom vanity and his & her heads with common shower between, a huge improvement without giving up the popular separate office and laundry area. The Crew Quarters & head were enlarged & improved with easier aft deck access.

Basic Information

Category: Motor Yacht

Sub Category: Flybridge

Model Year: 2004

Year Built: 2004

Country: United States

Vessel Top: Hardtop

Fly Bridge: Yes

Dimensions

LOA: 70' 0" (21.34m)

Beam: 18' 4" (5.59m)

Min Draft: 4' 5" (1.35m)

Speed, Capacities and Weight

Cruise Speed: 18 Kts. (21 MPH)

Max Speed: 21 Kts. (24 MPH)

Accommodations

Total Cabins: 3

Total Heads: 3

Hull and Deck Information

Hull Material: Fiberglass

Engine Information

Engines: 2

Manufacturer: Caterpillar

Model: 3406E

Engine Type: Inboard

Fuel Type: Diesel

DETAILED INFORMATION

Overview

The 70E Marlow Explorer Motor Yacht **SEABIRD II** combines a handsome pilothouse profile with state of the art construction and a practical layout that is perfect for cruising in comfort and luxury. **SEABIRD II** represents one of the finest examples of this popular yacht currently available and has been professionally maintained by her original owner who now offers her for sale. She is well equipped for long range cruising and all services are up to date. While capable of cruising at 17-18 knots **SEABIRD II** has been cruised the majority of her life at 9-10 knots therefore the total gallons of fuel burned by each engine is a fraction of the fuel burn at 17 knots. This should give **SEABIRD II** an effective engine hour equivalent of 800 to 900 hours of use or only 10% of the life of her 3406E CATS. Yard service recently completed includes new Prop Speed and running gear antifouling, fluids and filters replaced, steering system serviced, Boot Stripe repainted and air conditioning serviced. The Bow Thruster was serviced and the 24V/48V conversion box was replaced. Recent new teak decks installed on aft deck and swim platform.

Vessel Walkthrough

Beginning on the covered teak aft deck features include a built-in Storage locker aft and hand-held remote Side-Power bow thruster and Morse engine controls. A molded FRP stairway with teak treads forward to port leads up to the boat deck and flybridge. Port and starboard aft are boarding doors with three steps on each side leading down to the large swim platform. Forward to starboard is the custom entrance to the Crew Quarters and Engine Room via a counter height molded FRP cabinet with side door and gas assisted lift-top. Double centerline doors open to the spacious salon. The combination of satin finished Cherry interior joinery, cherry and granite counter tops, Ultra leather furniture and varnished teak & holly sole create an inviting warm ambiance. To starboard a large Hi-Lo table fronts the U-shaped custom tufted Ultra leather Settee with corner end cabinets. The storage below the end cabinets is accessed through cherry tambour doors. The storage below the settee is accessed by lifting the seat itself which has gas assists for ease and to keep it up during access. On the port side there are 2 Lazy Boy wall hugger recliner chairs. All the way forward on the port side is the granite topped buffet with built-in below counter bar sink, wine cooler, ice maker and refrigerator. Forward to starboard is the Dining Room area with Cherry table and 6 matching chairs with Ultra leather seating surfaces. This area also features a large buffet cabinet forward with above counter port and starboard storage behind louvered doors and a center display area with glass shelves behind Cherry framed glass doors. Below counter height are 12 drawers for storing linen, flatware and whatever else you desire. The dining area is separated from the salon by a custom counter height cabinet

which houses the Sony 42' flat screen TV which rises on a custom lift for easy viewing from the settee or the chairs. By doing this the salon is much roomier since the port side is not taken up by the usual protruding over-sized TV and entertainment center you find on most Marlows. This allows a more social and conversational arrangement in the salon when not watching TV. Three steps up from the salon leads to the galley and pilothouse. The starboard side open gourmet galley is truly a chef's delight with granite counters, abundant storage, under counter Sub-Zero refrigeration and freezers plus top of the line appliances including a large Panasonic Microwave/Convection oven behind louvered doors below the 4 burner smooth cook top. The Fischer Paykel drawer style Dishwasher is under counter to the left of the Franke double sink with Grohe fixture and separate drinking water fixture. There is an additional microwave/convection oven in the aft over counter cabinets. The trash compactor faces forward outboard of the sink just inside the starboard PH door along with additional storage drawers. The port side entry door and floating teak stairway to the flybridge is directly across from the galley. The helm and settee was custom designed and built for the owner. It features to port and elevated one step an over-sized built-in angled U-Settee and slide out teak table with fold-down leaf. To starboard the offset lower helm station with Ultra leather Stidd helm chair offers excellent sight lines and comfort for running in inclement weather. By moving the helm slightly to starboard the settee was enlarged and has access from both ends solving one of the most criticized issues of the Marlow helm area. All navigation electronics and instruments are within easy sight and reach of the helmsman. The starboard side entry door is directly next to the helm. A curved stairwell on the forward, starboard side of the pilothouse leads down to the stateroom deck and features a recessed handrail. To port is another custom feature, the guest stateroom with two lower berths and nightstand between rather than the typical upper/lower berth arrangement found in most all Marlows of this size. This answers another major complaint about the Marlow 65C/70E series. A cedar lined hanging locker is opposite the entry door and storage drawers are under the berths. An ensuite bath with shower, Corian counter, under-mount sink, Grohe Nickle & Gold fixtures and VacuFlush head is just forward. It features louvered cabinet doors finished in the Herreshoff style adding a bit of maritime elegance. The forward VIP stateroom features a King centerline berth and excellent storage. There are two cedar lined hanging lockers, port and starboard as well as under berth storage drawers and overhead storage lockers. Two overhead Manship hatches with screens provide natural light and ventilation. The ensuite bath with teak framed Plexiglas stall shower is accessed from the stateroom or companionway allowing it to be used as a day head. It features a VacuFlush head, Corian counters with under-mount sink, an opening port with screen and Grohe Nickle & Gold fixtures. The louvered cabinet doors are finished in the Herreshoff style again adding a bit of panache. The Master stateroom is at the aft end of the companionway down one step and below the pilothouse, the quietest and smoothest riding spot in the boat. It features a king berth with drawers below and storage in various cabinets and cedar lined hanging lockers. There is also hidden storage and a safe underneath the berth easily accessed by lifting the gas assisted mattress platform. The custom Lift-top Vanity with make-up compartment storage and mirror beneath the top sits opposite the berth

between the doors leading to the custom his and her heads with shower between, all features not found on other Marlow Explorer 65C/70E series yachts. The laundry and ample office area with custom level sole are down two steps and aft with additional storage. As mentioned previously the Crew Quarters and Engine Room are accessed from the aft deck. Port and starboard berths flank the center door to the full standing height head with shower. There is storage outboard behind louvered doors. The engine room is accessed forward through a watertight door with viewing port. The engine room provides full stand up head room and excellent access to all systems and machinery and features a Sea-Chest for all incoming raw water keeping thru-hull openings to a minimum. The Flybridge and Boat Deck are accessed either from the aft deck or the pilothouse. Forward, centerline is the helm station with twin Stidd chairs offering excellent visibility and access to the full electronics array. The entire flybridge area is protected from the elements by an FRP hardtop. The radar and steaming/anchor light are on a hinged platform that pivots down and the Sat Domes are mounted the same way to allow all antennas etc. to lower below the 18'4" height of the hardtop. This design was created to allow the yacht to cruise the Great Loop without have to remove the hardtop and the conversion can be accomplished in less than 30 minutes. Aft of the helm is a large semi-circle settee with twin fiberglass tables on pedestals. There is a break in the center of the settee for access to the Boat Deck and entertainment area. On the port side is a fiberglass cabinet housing a refrigerator/ice maker. On the starboard side is the cabinet with electric grill and wet bar plus storage beneath. The tender is mounted athwart ship all the way aft on the boat deck. The fully hydraulic davit is stepped to starboard and stows starboard to port just forward of the tender. The boat deck perimeter port & starboard is protected by an over-sized custom oval stainless steel safety rail. All the stainless safety rails on the boat are the same over-sized custom oval shape.

Custom Features and Description

SEABIRD II is offered for sale by her original owner who took delivery in June 2004.

He was involved in every aspect of her interior design resulting in a much more comfortable user friendly layout than the average 70E. For example in the Salon the hidden TV on its custom lift was repositioned and is viewable from the recliner chairs as well as the settees. The optional Dining Room was enlarged for easier access to seat 6 in comfort & the entertainment center was modified. In the Pilothouse the dining settee was enlarged and has access from both ends. The 3rd stateroom has two LOWER berths making cruising with 3 couples civilized. This change answers one of the major complaints about the Marlow 65C/70E series. The Master Stateroom has a custom vanity, his & her heads with common shower between, a huge improvement without giving up the popular separate office area. The Crew Quarters & head were enlarged & improved with easier aft deck access.

Salon/Dining Area

- Ultraleather Settee with Custom Tufted stitching to prevent sag & stretching
- 2 Upholstered Lazy Boy Wall Hugger Recliners
- Hi - Lo Coffee table
- Cherry Dining Table with 6 matching chairs (1 in MSR office)
- China Cabinet forward
- Entertainment Buffet w/ wine cooler, Refrig/icemaker, Sink and Liquor & glass storage
- Sony 42" Plasma Flat screen TV w/DIRECTV receiver
- Bose Lifestyle stereo system 5 speakers, subwoofer
- (2) decorative table lamps
- (6) brass wall lights
- Overhead and foot accent lighting
- Teak & holly sole
- Overhead Sea Rail

Galley

- (2) Sub Zero 700 series refrigerator drawers
- (2) Sub Zero 700 series freezer drawers
- Dacor 4 burner electric smooth ceramic cooktop w/fiddles
- Panasonic large microwave/convection oven
- Sharp Carousel convection microwave oven over counter
- Fisher & Paykel DishDrawer dishwasher
- Franke stainless steel under-mount sink w/2 cutting board covers
- Grohe pull-out sprayer water faucet
- Dedicated drinking water faucet
- Filtered drinking water faucet
- Granite countertops
- Teak louver door storage cabinets & drawers
- Outside vented Exhaust fan
- Storage locker in countertop & Cracker/bread keeper
- Teak and holly sole

Pilothouse

- (1) Stidd Ultraleather helm chair
- Custom Port side dinette w/pull out teak table & fold down leaf
- Port & starboard articulating water tight doors
- Stainless steel & teak floating stairway to flybridge
- (2) overhead hatches w/screens

- Teak mini blinds
- Teak & holly sole
- Chart drawer
- Teak & Ebony Helm wheel
- AC & DC electrical panels
- Stereo system with CD player

Pilothouse Electronics and Equipment

- Furuno GPS
- Garmin 4212 GPS Chartplotter & Radar System
- Raymarine depth indicator
- Raymarine wind speed/angle display
- Custom Hydraulic Lift Console for WSI, Depth, Speed & additional displays Simrad AP25 autopilot
- Raymarine VHF transceiver/hailer
- Overhead Inverter Master Control and Separate Battery Monitor system
- Naiad Multisea II stabilizer controls
- KVH Tracvision Satellite TV system
- Overhead 12V Breaker panel for Nav Electronics & Master Panel for all Bilge & Sump pumps
- Overhead Ships Monitoring System
- ACR searchlight control
- Side-Power bow thruster control
- (2) Caterpillar MPD displays
- Morse electronic engine controls
- Ritchie Powerdamp Plus 6" compass
- Trim tab controls
- Tank tender system

Master Stateroom

- King size berth and custom Vanity with stool
- Built-in night stands w/(2) drawers each
- Port & starboard reading lights
- His & hers baths w/shared walk-in shower & Opening Ports w/ screens
- Panasonic flat screen w/ DIRECTV receiver
- Cherry Veneers w/Solid Cherry Accents and Teak & holly sole (throughout entire

yacht)

- Sunken office with custom level sole in lieu of multilevel Custom Hanging file drawer in Office
- Asko washer and Dryer
- Two Full Length Hanging lockers

VIP Guest Stateroom

- Queen size island berth
- Built-in night stand counters port & starboard
- (2) brass reading lights
- Under berth storage drawers
- Overhead storage lockers w/louver doors
- (2) cedar lined hanging lockers
- (2) Overhead hatches w/screens
- Ensuite bath w/stall shower, vanity, Corian counters & Opening Port Lights w/screens
- Panasonic Flat screen TV w/DVD
- Teak & holly sole

Guest Stateroom

- Custom Lower twin berths
- Cedar lined hanging locker
- (2) port lights w/curtains & Screens
- Built-In custom Book Case and shelves
- Flat Screen TV
- Ensuite bath with shower, vanity, Corian counters
- Cherry Veneers & Solids w/Teak & holly sole

Laundry

- Asko full size washer and dryer

- Drawers for laundry supply storage

Crew Area

- 1 Single Crew berth & 1 Double Captains berth
- Panasonic LCD TV/DVD combo w/DIRECTV receiver
- Hanging locker
- (3) storage lockers
- Full Stand-up head w/hand-held shower, Sink, mirror

Flybridge Navigation Electronics and Equipment

- Garmin 4212 GPS Chart Plotter & Radar
- Raymarine WSI
- Raymarine depth indicator
- Raymarine Multi Display
- 2 Raymarine VHF transceiver/hailer
- 2 Raymarine Remote VHF Speakers
- Simrad autopilot control head
- Side Power bow thruster control
- (2) Caterpillar MPD displays
- Naiad Multisea II stabilizer control
- ACR searchlight control
- Morse electronic engine controls

Flybridge and Boat Deck

- (2) Stidd Ultra leather helm & companion chairs w/footrests
- Stainless steel 4 spoke wheel
- FRP hardtop w/powder coated forward V supports
- Tinted Venturi windshield, stainless steel frame
- Custom U settee with Navy Piping on cushions
- Twin FRP 3 sided tables on stainless steel pedestal

- Gaggenau large electric barbecue grill
- Stainless steel sink
- U-Line refrigerator with ice maker
- Aritex 800A, 220V hydraulic davit w/rotation
- Courtesy Lighting in Hardtop
- All antennas, arrays and domes lower for easy Great Loop Conversion to 18'2" Air Draft
- Welded 316 Oval oversized stainless steel boat deck Guard rails & Hand rails
- Stainless steel hinged radar mount w/integrated anchor light
- KVH Tracvision satellite TV domes mounted on hinged stainless steel brackets
- Custom dockline storage locker over sliding hatch to aft deck

Deck Equipment

- Bow pulpit w/dual anchor chutes & chain stoppers
- Stainless steel CQR style anchor w/300' high tensile chain
- Stainless steel Danforth style anchor w/300' high tensile chain
- Lofrans Titan 24V horizontal windlass W/ Upright Capstan
- Fresh & raw water anchor wash downs
- 316 Over-sized Oval stainless steel Safety rails
- Teak cap rails
- Portuguese bridge w/optional integrated forward port & starboard seating w/cushions
- Portuguese bridge deck storage lockers
- Laid teak decks
- Full walk-around side decks w/bulwarks
- Oval shape 316 stainless steel inboard side deck hand rails
- Frameless windows
- Textaline windshield covers
- (3) windshield wipers w/washers
- Port & starboard aft boarding doors

- International navigation lights
- ACR remote search light
- Kahlenberg dual trumpet air horns
- Port & starboard transom boarding doors
- Molded FRP transom storage
- Molded FRP Stairs with teak treads from Aft Deck to FB & Storage cabinet underneath
- Integrated swim platform w/replaced teak deck
- Stainless steel swim ladder in under platform locker
- 316 stainless steel rub rail
- 316 stainless steel hawse pipes
- Hidden fueling ports w/anti-spill catch basins
- (4) Glendinning Cablemaster shore power cord systems (2 forward & 2 aft)

Electrical Equipment

- 20 kW Northern Lights generator w/sound shield
- 12 kW Northern Lights generator w/sound shield
- 110V/220V AC electrical system
- 12V/24V DC electrical system
- (4) Lifeline 8D AGM batteries, service
- (2) Lifeline AGM batteries, thruster
- (2) Lifeline 8D AGM batteries, generators
- (2) Lifeline 8D AGM batteries, main engines
- 12V battery charger
- 24V battery charger
- Xantrex 4kW inverter/120 amp battery charger
- (6) battery cut-off switches
- (2) battery parallel switches
- (4) 50 amp shore power inlets on Glendinning cablemasters, (2) forward, (2) aft
- Central bonding system
- Galvanic isolators

Engine Room and Mechanical Equipment

- Twin Caterpillar 3406E diesel engines w/3956 hrs. (BUT APPROXIMATELY 800-900 hours based on Total Fuel Consumed)
- ZF 350A reduction gears w/2.077:1 ratios
- Naiad stabilizers w/Multisea II controls
- Side Power 20 hp Dual Prop 24V/48V Bow Thruster with New Conversion box 10/16
- Morse electronic engine controls
- Marine Air Chilled water reverse cycle air conditioning, 2 staged chillers, 96,000 BTU total
- Matrix 800 gpd watermaker w/Auto Flush (needs new membranes)
- (2) duplex Racor 1000 fuel filters w/vacuum gauges for each engine
- Racor 500 fuel filters w/vacuum gauges for each generator
- Walker Air Sep crankcase ventilation system serviced Sept. 2016 and Air Filters replaced
- Dripless shaft seals
- Dripless rudder shaft seals
- Aquadrive couplings & soft engine mounts
- 3" Aquamet 22 stainless steel propellor shafts
- (2) 5 blade Nibral propellers (New Prop Speed 10/2016)
- Polished stainless steel engine beds
- Fixed engine room fire suppression system
- Oil change system for engines, transmissions, generators with oil storage tank
- Trim Tabs
- Seastar hydraulic steering system serviced October 2016
- Sealand Vacuflush sanitation system
- Macerator pump
- Sea Chest centralized raw water intake system

- (4) 24V automatic bilge pumps
- Emergency manual bilge pump
- High water bilge alarm
- AC fresh water pump
- Headhunter 110V DC & 24V DC fresh water pump
- PJR drinking water pump
- (2) sump pumps
- 100 gallon stainless steel dedicated drinking water tank
- 400 gallon stainless steel fresh water tank
- 30 gallon stainless steel electric water heater
- NuTone central vacuum system
- Engine room lead/foam sound insulation
- 220V high volume engine room blowers
- 24V bilge blowers
- Proprietary baffled air inlet system
- Watertight engine room door w/inspection port
- Varnished teak bilge grating
- AC & DC engine room lighting
- CCTV camera

Hull and Construction

Flag Blue Hull Marlow Yachts use the most modern materials and construction techniques including stacked resin infusion, DuPont Kevlar, Vinyl Ester and epoxy resins with high density core materials, and engineered fabrics resulting in a hull, deck & superstructure with more strength and less weight than possible with conventional methods. Marlow's composite construction techniques utilizing a Core-Cell foam core and only 3 major molds make for a lighter, stronger, quieter boat with less seams for potential leaks. While the foundation is a modified V form, Marlow utilizes proprietary "Velocijet Strut Keel" technology. This system uses twin strut keels that surround the

propeller shafts in hydrodynamic fairings resulting in improved efficiency, tracking and stability especially in following seas. They also offer running gear protection, while modest propeller pockets keep draft to just 4 feet, 5 inches.

Exclusions

Personal items. List furnished upon request.

While every effort was made to list all pertinent included equipment aboard **Seabird II**, there are some personal belongings aboard. Prospective new owners should assume any item not specifically mentioned herein will not convey at closing. Please contact the listing broker with questions.

Exclusions


Owner's personal belongings.

Disclaimer


The Company offers the details of this vessel or yacht in good faith but cannot guarantee or warrant the accuracy of this information nor warrant the condition of the vessel. A buyer should instruct his representatives, agents, or his surveyors, to investigate such details as the buyer desires validated. This vessel or yacht is offered subject to prior sale, price change, or withdrawal without notice.

PHOTOS


SEABIRD II




New Swim Platform Teak & Fresh Varnish




Boat Deck w/Dinghy & Crane



Flybridge Helm & Entertainment



Salon




Salon Looking Aft




Salon Custom TV



Gourmet Galley




Dining Area



Pilothouse & Galley w/Enlarged Settee




Custom Pilothouse Settee




Master Stateroom



Master Stateroom His & Her Heads



Master Stateroom Head & Shower



Master Head



VIP Stateroom



VIP Head



Third Guest Stateroom




Third Guest Head



Aft Deck & Engine Room Access



Crew & Engine Room Access Steps



Entertainment Center




Entertainment Center Wine Cooler



Entertainment Center Sink




Entertainment Center Refrigerator & Icemaker



Entertainment Center Liquor Storage




Captain's Berth



Crew Berth



Galley Trash Compactor



Galley Refrigerator Drawers



Fisher Paykel Dishwasher



Ground Tackle



Additional Foredeck Seating



Ships AC Electric Distribution Panel



Flybridge Helm




Flybridge Seating



Flybridge Grill & Sink



Flybridge Stidd Helm Chairs




Engine Room



Engine Room



Engine Room



CONTACTS

Andrey Shestakov, leading yacht broker of the sales department of Shestakov Yacht Sales Inc. Shestakov Yacht Sales Inc., the official representative of the Miami/Fort Lauderdale FL headquarters.

Contact details

Email: **andrey@shestakovyachtsales.com**

Web: shestakovyachtsales.com/en/

Telephones

USA: **+1(954)274-4435**

Office hours

Monday – Saturday: **9:00 - 21:00** EDT

Sunday: **closed**

Address



Harbour Towne Marina, 850 NE 3rd St, STE 213, Dania, FL 33004