

## MATRIX ROSE — STERLING YACHTS



**Судостроитель:** STERLING YACHTS

**Год постройки:** 1985

**Модель:** Моторная яхта

**Цена:** ЦЕНА ЯХТЫ ПО ЗАПРОСУ

**Местонахождение:** United States

**Длина общая:** 147' 0" (44.81m)

**Ширина:** 27' 6" (8.38m)

**Мин. осадка:** 8' 7" (2.62m)

**Макс. осадка:** 9' 0" (2.74m)

**Крейс. скорость:** 12 Kts. (14 MPH)

**Макс. скорость:** 15 Kts. (17 MPH)

Купить **MATRIX ROSE — STERLING YACHTS** а также выбрать подходящую вам яхту из нашего **каталога яхт** вам поможет опытный яхтенный брокер Андрей Шестаков. На сегодняшний день компания **Shestakov Yacht Sales Inc.** имеет большое количество яхт в **собственном списке продаж**, а также тесно сотрудничает со всеми крупными **яхтенными производителями** по всему миру.

Для того чтобы купить яхту **MATRIX ROSE — STERLING YACHTS** а также проконсультироваться по любому вопросу связанному с покупкой, продажей, чартером яхт позвоните по телефону **+7(918)465-66-44**.

# ОГЛАВЛЕНИЕ

---

|   |    |
|---|----|
| ОГЛАВЛЕНИЕ  | 2  |
| ХАРАКТЕРИСТИКИ  | 5  |
| Обзор   | 5  |
| Основная информация   | 5  |
| Размеры   | 5  |
| Скорость, вместимость и масса   | 5  |
| Размещение  | 5  |
| Корпус и палуба   | 6  |
| Информация о двигателе  | 6  |
| ПОДРОБНОЕ ОПИСАНИЕ  | 7  |
| Comments  | 7  |
| Vessel Walkthrough  | 8  |
| Main Salon (Upper Deck)   | 8  |
| Dining Salon  | 9  |
| Master Stateroom (Main Deck)  | 9  |
| VIP/ Second Master Stateroom (Below Deck, Forward Starboard and Port) | 10 |
| Guest Stateroom (Below Deck, Aft Port)                                | 10 |
| Guest Stateroom (Below Deck, Aft Starboard)                           | 10 |
| Galley/Laundry  | 10 |
| Crew Area   | 11 |
| General Exterior  | 11 |
| Engine Room   | 12 |
| Deck Equipment/Areas  | 14 |
| Hull  | 15 |
| Crew and Service Areas  | 16 |
| Guest Areas   | 18 |
| Whole Vessel Systems and Issues                                       | 20 |
| Pilothouse  | 20 |

|                                       |           |
|---------------------------------------|-----------|
| Electronics and Navigation            | 20        |
| Electrical System                     | 21        |
| Engine Room/Mechanical                | 22        |
| Deck Equipment                        | 22        |
| Remarks                               | 23        |
| Исключения                            | 23        |
| Отказ ОТ ОТВЕТСТВЕННОСТИ              | 23        |
| <b>ФОТОГРАФИИ</b>                     | <b>24</b> |
| Original Master Layout Changed        | 24        |
| Original Dining Salon                 | 24        |
| Original Bar                          | 24        |
| Forward Lounge Deck                   | 24        |
| Upper Bar and Lounge                  | 24        |
| Original Upper Deck                   | 24        |
| Forward Upper Deck Panoramic Dining   | 25        |
| Original Seating Salon Deck           | 25        |
| Upper Deck Jacuzzi                    | 25        |
| New Engines Not Yet Installed         | 25        |
| New Nautica Ribs and Dakota           | 25        |
| Side View                             | 25        |
| Layout - 4th Deck, Salon and 3rd Deck | 26        |
| Layout - 3 Decks                      | 26        |
| Layout - Yacht Profile                | 26        |
| Profile                               | 26        |
| <b>КОНТАКТЫ</b>                       | <b>27</b> |
| Контактная информация                 | 27        |
| Телефоны                              | 27        |
| Время работы                          | 27        |
| Адрес                                 | 27        |



# ХАРАКТЕРИСТИКИ

## Обзор

### Основная информация

Тип судна: Моторная яхта

Модельный год: 1986

Год постройки: 1985

Страна: United States

### Размеры

Длина общая: 147' 0" (44.81m)

Ширина: 27' 6" (8.38m)

Мин. осадка: 8' 7" (2.62m)

Макс. осадка: 9' 0" (2.74m)

### Скорость, вместимость и масса

Крейс. скорость: 12 Kts. (14 MPH)

Дальность на крейсерской скорости: 3750

Макс. скорость: 15 Kts. (17 MPH)

Дальность на макс. скорости: 3750 Kts.

Чистый вес: 480 Pounds

Вместимость воды: 2000 Gallons

Объем топливного бака: 16500 Gallons

### Размещение

Всего кают: 5

Спальные места: 12

Всего ком. состава: 6

Каюта капитана: Да

Койки экипажа: 11

Спальных мест экипажа: 11

## Корпус и палуба

---

**Материал корпуса:** Fiberglass

**Комплектация корпуса:** Full  
Displacement

**Дизайнер экстерьера:** Jon  
Bannenberg

**Дизайнер интерьера:** Pininfarina

## Информация о двигателе

---

**Двигатели:** 2

**Производитель:** MITSUBISHI

**Тип двигателя:** Inboard

**Тип топлива:** Diesel

# ПОДРОБНОЕ ОПИСАНИЕ

## Comments

### PRELIMINARY LISTING Superyacht

Intelligence! What makes a superyacht design a valuable design? The following does:

- Tenders on lower deck, allows for more stability, less stress on superstructure and allows much bigger tenders
- Maximize intelligent use of space. Often, by arranging the master on main deck amidships allows a better ride and a bigger master bedroom. Then adding the dining room, on the main deck allows better service to galley. Shifting the sky lounge and bar etc. all in one massive super social deck on the sky lounge level
- An elevator allows all VIP guests access to all decks
- A 4 the deck lounge, reading room, or gym and outside under- the- stars Jacuzzi dining deck the Mega Yacht feel!
- A 3,750 mile range is a must!
- Long running modern efficient engines and machinery complete the super yacht feel and value!

“Matrix Rose” has all of the above and more. All under 150 feet and \$10,000,000.00. Then add in all nearly new nearly everything and suddenly she becomes the most intelligent value on the market.

Probably the most intelligent yacht you can buy listed on the market today! Exclusively, for the individual that wants to add his/her own unique touches. Cruise the world and party like a “Rock Star” or maybe dock in New York or Monaco with your world leader friends. Sleeps 10 – 12 guests and socializes 70 – 80 people.

As a Jon Bannenberg and Pininfarina design, MATRIX ROSE offers a unique custom style layout unmatched by any yacht of her size and price range. If you’re looking for a great Superyacht, ideal for entertaining and world cruising below 10 million dollars, that is virtually new, consider MATRIX ROSE. To complete the reconstruction that was started by the owner and captain may take anywhere from eight months to a year completion, the advantage being you can create your own style and perhaps the most efficient Mega Yacht you can purchase. The extensive refit 60% to 70% complete (see below). Her features are:

- Master stateroom on the main deck
- 4 staterooms below including a potential convertible VIP/ 2<sup>nd</sup> Master
- Beautiful atrium aft on the main deck going up to the bridge deck with an elevator, huge bar, floor to ceiling windows and panoramic vista lounge. The entire area would easily be functional for a party from 40 to 70 people
- (2) 18' new Nautica's

- Tender stored on main deck aft which is also a great swimming and water sports area when tenders are launched
- Hydraulic operated custom swim platform with diving board aft
- 4<sup>th</sup> deck upper lounge with touch and go helicopter pad aft and forward sundeck and Jacuzzi

Without a doubt the best potential refit yacht available in the world today, done the right way. For example:

- All new engines
- All new generators
- New galley equipment
- New air conditioner
- New zero speed stabilizers

Read below there are over 300 improvements listed just after the vessel walkthrough.

## Vessel Walkthrough

---

Few yachts have the value, sea keeping ability as "MATRIX ROSE". This yacht truly has all the things which make superyachts enjoyable. She serves as the perfect family style vessel, warm and inviting and yet she has the size elegance, sophistication and layout for more formal entertaining of large groups. The accommodations are equal too a 180 footer. There is a generous full beam master stateroom including large bath on deck with four guest staterooms also with ensuite baths below. The crew quarters consist of five double cabins plus a large crew lounge: a private captain's stateroom with large double bed, office desk, ensuite bath. The woodwork and joinery details are all updated and exquisitely crafted using designer fabrics and the finest marble and granite and accented with stainless steel with gold fixtures and handles. The seven foot ceiling height and the well planned public areas adds to the ambiance by creating a light open atmosphere for the rich décor. The impressive main deck is entered from the starboard side double doors which open to expose the triple height Atrium entrance foyer featuring a three level floating stainless steel and glass spiral staircase and the dining salon. Forward is the four level elevator and the master stateroom. The enormous main salon, on the 3rd deck features a large full service bar and entertainment areas, is on the sky deck level. Across from the elevator, aft of the bar is the Main Salon sitting area with floor to ceiling windows, loose furniture and built-in settee's. A gaming table can be located on the starboard side leaving much room for your imagination to decorate.

## Main Salon (Upper Deck)

---

This area welcomes guests with a great bar to the port side with its four bar stools. The bar is equipped with a white marble counter top and a brown leather reverse



bullnose edge below, white marble sink and counter top, and a KitchenAide icemaker. Behind the bar are storage cabinets and a staircase for crew and guests private access. Forward is the large adjacent vista lounge area with a sofa. Aft to starboard is a small desk or study area. Forward is the enormous oval shaped "observation salon" with a large circular sofa with seating for up to 10 people and interspersed cocktail tables, entertainment center and projector television with hidden screen. These rooms have movable sofas to create different room arrangements for viewing movies or party arrangements. Aft in the main salon to port, stairs provide access to the upper dining, lounge or gym deck. Past the Atrium, on the covered upper deck aft is the outside seating and dining area for up to 20 people.

---

## Dining Salon

---

The dining salon is located on the main deck level aft. The circular shape of the room is further accentuated by the large round table with seating for ten to twelve guests. There are numerous lighting configurations that together with the oval floor to ceiling portlights, equipped with shades and draperies, can create any mood desired by the owners and guests. Through a curved pocket door is the service pantry for the dining room. The service pantry also contains:

- Trash compactor
- Refrigerator with ice maker stainless-steel sink
- Commercial ice maker
- Dishwasher InstaHot
- Cabinet storage

Aft of the dining salon, to the portside, is the beautiful day head, featuring freshwater toilet, brass sink inlaid in the counter top and marble floors. Further aft is the tender deck and/or sport deck.

---

## Master Stateroom (Main Deck)

---

The full beam master stateroom is forward down a private corridor located on the starboard side of the main deck, with an elevator landing to a private entrance. The king bed is located to the port side of this enormous suite. The closets are large with one full walk-in closet and plenty of extra storage cabinets. A television and entertainment center complement the enormous master stateroom. Built-in sofa and loose chairs. The master stateroom's ensuite bath forward contains a beautifully executed white marble shower, 2 sinks, shower and water closet separate with head and bidet, fixtures and hard wood flooring accent this well thought out bathroom. The master stateroom forward on the main deck provides owner with more stable a quieter ride for owner.

---

## **VIP/ Second Master Stateroom (Below Deck, Forward Starboard and Port)**

---

Going down below deck, the beautiful VIP/Second Master Stateroom forward begins on the port side. It features a king size bed, entertainment center with TV, VCR and stereo, built-in bookshelves, and hanging locker.

- King size bed
- Jacuzzi tub and shower
- New entertainment center
- Large closet
- Private bed with bidet
- 2 ensuite heads include white counter with sink, glass stall shower, shelving and marble floors

The wall dividing the two forward guest staterooms can be opened or closed to create one VIP/Master or 2 VIP staterooms. This starboardstateroom doubles as a VIP/Master stateroom, private study as the elevator from the master lands into this guest stateroom.

---

## **Guest Stateroom (Below Deck, Aft Port)**

---

This double guest stateroom offers a queen bed with sofa, one nightstand, hanging locker, and built-in entertainment center with Samsung TV, VCR, CD player and stereo. En-suite bath offers a shower, sink, head and bidet.

---

## **Guest Stateroom (Below Deck, Aft Starboard)**

---

This double guest stateroom offers a queen bed with day sofa, hanging locker, and built-in entertainment center with Samsung TV, VCR, CD player and stereo. En-suite bath offers circular Jacuzzi tub with shower, head and bidet.

---

## **Galley/Laundry**

---

Located forward and aft of the crew quarters, is a commercial galley with very large marble counter space and preparation areas. Great set up for preparing meals for large groups. Down 3 steps are 2 additional crew cabins. Forward of that is the laundry area. Galley:

- (2) Miele ovens

- Miele high speed dishwasher
- Samsung 3 door refrigerator
- Frigidare microwave
- Built-in refrigerator/freezer

Laundry Forward and below Crew:

- (4) sets of new Miele washer/dryers
- Sink in laundry
- (2) large built-in freezer/refrigerator

---

## Crew Area

Aft of the Crew Quarters, just forward of the galley is a large dinette booth with seating for up to 14.

- Ship function monitor and big screen
- Samsung TV

Starboard side there are 2 upper and lower berths with head. Port side has upper and lower berths with head. Captain's cabin has a queen bed, desk and head.

---

## General Exterior

Hull Fortification (Renewal Percentage's below indicates degree of completion):

- 22 plugs installed in the hull below the water to cover all the thru-hulls for watertight engine room with ( 2) new sea chests added for safety (100%)
- Full paint job on exterior of vessel (98%)
- All teak cap-rails sanded to bare, coated with 12 coats, re-caulked (95%)
- Remove all hardware and electronics in order to paint all surfaces (100%)
- All exterior hardware - Polish and replace, re-seal during installation (90%)
- Exterior rub-rails on hulls removed and machine polished, resealed and re-fitted (100%)
- All exterior wiring inspected and replaced as necessary (50%)
- All exterior Electronics - serviced and detailed, replaced as needed, re-seal when installed (80%)
- All exterior windows polished to remove water marks (100%)
- All scupper drains overhauled and re-finished (90%)
- All exterior light fittings removed, polished and replaced (100%)
- All exterior lights switched over to LED (50%)
- All exterior stair lighting replaced with LED (20%)
- All exterior stainless hardware, handrails, and fairleads removed, refurbished, replaced and re-caulked (100%)

- All exterior cushions cleaned and detailed (not all stains removed) (100%)
- All outdoor lockers sanded, resurfaced as needed, painted (100%)
- All outdoor locker teak floorboards removed, pressure washed, re-sealed, replaced (100%)
- New safety tracks (working aloft tracks) installed (Stbd. Side Complete) (50%)
- All capstan winches stripped and overhauled (90%)
- Tender cradles removed, sandblasted, powder coated, re-surfaced with rubber (95%)

## Engine Room

Percentage's below indicates degree of completion: Nearly every component in the engine room is new. Every item was removed, all surfaces brought back to raw materials, and modifications were made to walls and flat surfaces to accommodate equipment in a new space-saving energy efficient and modern configuration.

- All engine room surfaces were re-primed and re-painted prior to installing new equipment
- All plumbing is new in engine room
- All wiring is new
- All new walls, insulation and soundproofing materials renewed
- 2 new Mitsubishi 1309HP continuous duty engines (80%)
- 2 new twin-disc continuous duty transmissions (80%)
- Fabricate and Install custom designed Sounddown/Iso Flex engine mounts (80%)
- New Vulken custom built transmission coupling (80%)
- 2 new Tier 3 Kohler 99kw generators (90%)
- Install Engine and Generator Sounddowns and Exhaust piping and isolation valves (60%)
- Custom designed and fabricated raw water strainers and crossover piping and manifold (40%)
- 2 new Headhunter whisper quiet high volume fresh water pumps (90%)
- New fresh water accumulator (90%)
- 2 New Tankless water heaters, 15kw (90%)
- 2 custom design and fabricated mixing tanks for the water heaters (100%)
- 2 Technomare watermakers built into one unit (95%)
- Complete Custom Designed and Fabricated Switch board Panel (97%)

a) Full automatic operation b) Ability for Full manual operation c) Automated Generator Load Management d) Integrated Emergency Stops e) Integrated Air Conditioning Unit Controls f) Integrated Water Treatment Unit Controls g) Integrated Zero Speed Unit Controls h) Twin Integrated Monitoring System Controls i) Integrated ATLAS Frequency Converter Controls for World-Wide power connection

- New 3 x 15T air conditioning plant (95%)
- a) All new raw water pumps (3) b) All new circulation pumps (2)
- New walk-in Fridge and walk-in freezer - compressors, piping, wiring, sensors and heated drains (98%)
  - All new complete USCG Certified Headhunter waste treatment plant (98%)
- a) All new black and gray water transfer pumps (5) (100%) b) All new raw water pumps (1) (100%) c) All new plumbing from tanks to treatment plant (100%) d) All new blackwater strainers (100%)
- New Quantum 1500 Zero Speed Stabilization System (80% paid for not installed)
- a) New stabilizer control units and all new wiring (90%)
- New alfa laval fuel cleaning system (90%)
  - 1 Reverso fuel priming pump (90%)
  - All new custom design and built fuel supply system (60%)
  - 1 x 110V Reverso fuel lift pump (90%)
  - 1 x 110V Reverso transfer pump (90%)
  - 1 x 24V Reverso fuel transfer pump (90%)
  - 1 x 24V Reverso fuel lift pump(90%)
  - 1 Manual transfer pump (90%)
  - Complete custom designed and built Reverso lube oil transfer and management system (90%)
  - New dirty oil discharge pump (100%)
  - Replaced the fuel transfer piping and manifold (90%)
  - Full rebuild of ALL fuel isolation valves (100%)
  - 2 new Depco emergency fire and bilge pumps (100%)
  - Complete custom designed and built fire/bilge manifold and piping system
  - Complete overhaul of oily water separator system (100%)
- a) New accumulators (100%) b) New Filters (100%)
- Fabricate and installed new mounting plate for Generators (100%)
  - Crane in and install generators on new plates with new double sound reducing engine mounts (100%)
  - Targt Hull Shafts - Lazer sight of drive train for correct alignment of engines and gears (0%)
  - Install transmissions on new mounts (50%)
  - Install serviced and re-built 3-deck elevator hydraulic pack and controls (50%)
  - Install vibration isolators on master floor support beams (30%)
  - Install new lights for 120V and 24v in case of power loss (0%)
  - Sensors and controls for tanks, Air Con, sanitation tanks, etc (60%)
  - Install engine controls and monitoring panels (0%)

- Install (6) monitors for vessel monitoring, control and viewing throughout the yacht (100%)
- Professional cleaners to High Pressure treat all bilges, tanks (100%)
- Installation of fire and bilge monitoring and alarms (100%)
- Install remote monitoring alarm system (90%)
- Removal of Halon Cylinder (being phased out by 2017), replace with two FM200 cylinders as per specs (50%)
- Installation of new piping for FM200 as per engineered specs (50%)
- All new fireproof A60 insulation for walls of engine room (100%)
- All new fireproof A60 overengineered insulation for engine room overhead (0%)
- New extraction and Ventilation Fans for Engine Room(0%)
- New circulation fans (20%)
- Install Fire Doors at Galley (100%)
- Design and install new fire dampers in exhaust vents (old pneumatic system obsolete) (0%)
- Install pulls or triggers for new fire dampers (0%)
- Install rebuilt emergency fuel cutoff valves (old pneumatic system obsolete) (0%)

## Deck Equipment/Areas

---

### Bow Thruster:

- Remove, test and service motor. Replace parts as needed (100%)
- Tender and ICON Cranes: Fix hydraulic leaks (20%)
- Get tested and certified as per Flag State safety requirements (0%)

### Jet-ski Cranes:

- Inspect control pendants, replace cable as per Flag State rule (100%)
- Get tested and certified as per Flag State safety requirements (100%)

### Anchor and Anchor Pocket:

- Anchor Pocket - repaired, machined and polished (100%)
- (2) Anchors - repaired, machined, polished (100%)

### Anchor Windlass:

- Remove with crane for testing (90%)
- Take apart motors from gears, take motors to get bench tested (50%)
- Re-fabricate damage gear parts of windlass (50%)
- Fabricate motor housing for one of the windlass motors beyond repair (100%)
- Fabricate new, solid, safe deck plate under windlasses (0%)

### Side Deck Doors:

- Repair and install as per Flag requirements (after painting) (100%)
- All exterior doors, lockers: Remove all doors and give to C&N to paint. Refurbish interior... sand, re-paint, re-install safety gear (80%)
- Service and re-install painted doors. Replace parts, handles, hinges and locks as needed (80%)
- Wheel House doors removed, hinges removed and replaced with larger hardware and frames (100%)

#### Watertight Hatches:

- Service and fix as necessary. Get flag certificate
- Square hatch to be fabricated to cover current round anchor locker as per Flag State requirements (0%)

#### Transom Door:

- Hydraulic transom door motors removed re-wound. Painted (100%)

#### Nameboards:

- Custom design and install of new nameboards (40%)

#### Rails and Lifelines:

- Replace lifelines and polish all stanchions, rails, table legs (100%)

#### Safety and Emergency Equipment:

- Send out liferafts to be tested, updated and with new certificates (0%)
- Liferaft release latches removed, overhauled and replaced (90%)
- Liferaft racks removed, sandblasted, powder coated, and replaced (100%)
- All fire safety lockers refurbished and re-installed with either hoses or extinguishers or firefighting gear (50%)

## Hull

---

#### UNDERWATER ITEMS TO BE DONE WHILE HAULED OUT (Date to be determined)

##### Raw Water System:

- Completely redesigned raw water manifold and intake system (50%)

##### Exhaust system:

- Adjust and modify hull penetrations and exhaust ducts as needed for new exhaust systems (40%)

### Running gear overhaul:

- Pull shafts and inspect for damage (0%)
- Install new shaft seals bearings (3 per side) (50%)

### Sea chest and thru-hulls:

- Design and fabricate safer and more efficient double sea chest/raw water system (50%)
- Inspect all thru-hulls for damage, re-fiberglass or replace as necessary (50%)
- Re-built or re-new all useful valves (95%)

### Steering gear service:

- Complete overhaul and load testing of steering pumps (100%)
- Install back-up steering system in steering space (0%)
- Test remote emergency steering, troubleshoot and fix as needed (0%)
- Drop rudders, inspect bearings for damage, overhaul or replace as necessary (0%)

### Stabilizer System:

- Install newer/larger fins. Reinforce stabilizer beds as per structural drawings (0%)
- Connect to stabilizer power pack, test, commission and tune (0%)

### Transducers:

- Access transducer tank, test equipment, replace as needed (0%)

### Underwater lights:

- Design and install underwater lighting (owner's choice) (40%)

---

## Crew and Service Areas

---

### Galley:

- Galley panel electrical repairs and modification (100%)
- Install proper ducting from stovetop to boat vents (0%)
- Re-plumb for aircon cold water loop to install additional air handler (60%)
- Install manual fire suppression system in galley hood (0%)
- Install drop ceiling, insulation and covering for overhead (0%)
- Install new Galley fridge/freezer and one crew refrigerator (95%)
- Install electronics, screens, TV, link to mast head cameras (0%)
- Service and/or Troubleshoot galley auxillary equipment (Icemaker, dishwasher, food macerator etc) (100%)



- Design and install new galley pantry (previously dumbwaiter space) (100%)
- Install new flag-required fire doors (100%)

#### Lower Crew Area:

- Sanded and Painted bilges then installed flooring framework and stairs (100%)
- Rebuild of lower crew quarters (0%)
- Re-install washers/dryers and wire to preferential tripping system
- Run new chill-water lines to walk-in freezer and fridge (100%)

#### Upper Crew:

- Install vessel monitoring screens and stations in Engineer, Master Cabin and crew table area (100%)
- Grind, sand and re-paint bow-thruster room (100%)
- Re-install 120HP electric bowthruster (has already been tested and re-wound) (80%)

#### Bridge Helm:

- Bridge electrical panel repairs and modification to 24V backup system (100%)
- Install GMDSS 24v battery backup for all emergency communication equipment (100%)
- Remove all obsolete wiring (80%)
- Develop and install professional Maritron yacht monitoring system (80%)
- Install fire and bilge alarm system with remote monitoring (100%)
- Purchase and install two new Simrad X-band 6' radars, with new cabelling (IMO approved) (100%)
- Installation and connection of 4 new Hataland helm touch screens (100%)
- Install new "black box" recording system (50%)
- Install Benwa "dead man" alarm system (100%)
- Install new NEMA 2000 communication network (50%)
- Install 2 new Navigation computers (1 for Transas and 1 for Nobeltech) (0%)
- Install additional backup (stand alone) Simrad GPS (0%)
- Install Simrad satellite compass receiver (0%)
- Swing magnetic compass (0%)
- Install control panel for zero speed stabilizers (50%)
- Install new 12 CCTV camera system with controls and recording (50%)
- Purchase and install Simrad 4G Radar (100%)
- Install 2 mast head and 1 stern IR spotlights (0%)
- Purchase and install FLIR night vision fwd and super low light camera aft (50%)
- Install touch screen chart table (0%)
- Install new main engine monitoring control panels and wiring (50%)
- Install new Simrad and Sirius XM wind and weather monitoring system (50%)
- Remove, tighten and re-install overhead material (0%)

- Overhaul windscreen wipers with new paint, also fix fresh water feed (50%)

#### Mast:

- Replaced grounding wire from lighting rod to keel (100%)
- All navigation lights overhauled and converted to LED (100%)
- All navigation lights cables replaced (100%)
- All exterior deck lights replaced with LED (50%)
- All new GMDSS antennas (100%)
- 1m V-Sat and TV domes and wiring relocated to top of mast (50%)
- New support fabricated and installed for 2 new x-band radar (100%)
- New cabelling for new x-band radars (100%)
- Horns removed, re-chromed (100%)
- New air lines and wiring installed for horns (0%)
- New air compressor and accumulator for horns (0%)
- New antennas installed for Comms, VHF, UHF, DSC, AIS, HF DSC, Backups (100%)
- New WIFI receiver antenna (100%)
- Old helm, located on mast, removed (100%)
- Remove, overhaul, refit and reseal spotlight (100%)
- Old exhaust stacks by-passed for underwater exhaust (50%)

#### Stew Pantry – Lower:

- Service Test and troubleshoot all auxillary equipment (dishwasher, icemaker, fridge) (100%)
- Design and fabricate storage cabinet (fwd, near bridge stairs) (0%)
- Sand and re-varnish wood flooring (0%)

#### Stew Pantry – Upper Salon:

- Service Test and troubleshoot all auxillary equipment (dishwasher, fridge) (80%)
- Design and install storage cabinets in Upper Salon (new idea) (0%)

## Guest Areas

---

#### Owners Stateroom:

- Reinstall flooring vibration/sound-proofing framework (100%)
- Replace flooring insulation (100%)
- Replace master suite wallsections and cabinets (20%)
- Replace sub-floor, cushioning and carpet (50%)
- Install furniture (0%)
- Make sure all electronics work (Blinds, Lighting, AV) (0%)

#### Guest Area -- Formal Dining:

- Replace broken table glass as per owner's choice (0%)
- Cut out dividing wall and convert to usable cabinets with new shelves and lots of storage (100%)
- Finish varnish on new cabinet in dining room (100%)
- Sand and re-varnish flooring at formal entrance (0%)
- Fix leaks in fresh water and fire system piping under guest flooring (30%)
- Install sub-flooring with proper access hatches (80%)
- Purchase and install carpet cushioning (0%)
- Stretch and re-install carpet (0%)
- Make sure all electronics work (Blinds, Lighting, AV) (0%)
- Install floor, tile and appropriate access hatches in guest cabin foyer (0%)

#### Guest Area -- Upper Salon:

- Service, test, troubleshoot and fix motorized blinds (0%)
- Install V-cool on windows (40%)
- Install AV receivers, switchers etc (0%)
- Install IT computers, routers, Wifi equipment (0%)
- Install flooring & overhead by door to bridgedeck aft (removed due to water damage). Re-install lights (80%)
- Fabricate and install framing for door between skylounge and aft deck (80%)
- Design, fabricate & install automatic door with sensors between Upper Salon & Bridge Deck Aft (50%)

#### Guest Area -- Sun Deck:

- Hot Tub -- Replace hot tub glass (broken by contractors, covered by their insurance) and re-sealed (70%)
- HotTub -- Fill and fair hot tub surface and paint (70%)
- Hot Tub -- Fill, run and troubleshoot Hot Tub after water system in engine room online. Fix and replace pump and plumbing parts as necessary (0%)
- Hot Tub Aft deck -- Polish stanchions (100%)
- Hot Tub Aft deck -- replace Lifelines (20%)
- Enclosed room (Gym or Office) --walls to be replaced (0%)
- Enclosed room (Gym or Office) -- overhead materials to be replaced (0%)
- Enclosed room (Gym or Office) -- wiring to be replaced (80%)
- Enclosed room (Gym or Office) -- polish floor marble (80%)
- Enclosed room (Gym or Office) --Service, remove or replace auxillary fridges, wine cooler, etc (40%)
- Enclosed room (Gym or Office) -- overhead glass skylight re-sealed (0%)
- Day Head - paneling to be replaced (0%)
- Day Head - Detail, service and fix all plumbing and fixtures in head/sauna (0%)
- Fwd Table -- Polish table (0%)
- Fwd Table -- make table cover (0%)
- Fwd Table Teak - Extensive teak replacement (50%)

- Fwd Table Windscreen (in front of table) - replace broken perspex (broken by contractors, covered by their insurance) (50%)
- Fwd Table Lockers -- Black and Gray Water tank vents overhauled (to reduce smells) (100%)

Guest Area -- Skylounge Deck Aft:

- Replace and polish broken table (table broken by contractors, covered by their insurance), make table covers (50%)
- Polish and service overhead TV gas springs and support frame, reinstall TVs (80%)
- Design, fabricate and install automatic door between Upper Salon and Skylounge Deck Aft (80%)
- All teak sanded, re-leveled, re-caulked and replaced as necessary (0%)

---

## Whole Vessel Systems and Issues

---

Testing and troubleshooting after engine room systems are installed and online:

- Electrical panels, breaker panels outside engine room -- Replace and reorganize as prudent and necessary (0%)
- Fresh water systems (hot, cold) - Fix all leaks, replace parts as prudent and necessary (0%)
- Sanitation systems - test and fix all toilets, sumps pumps for black and grey water (0%)
- Electronics - Test all Audio/Video systems. Fix and replace as prudent and necessary and to the degree that owner wants (0%)
- Lighting -- switch over all halogen lightbulbs to safe LED lighting (0%)
- Overhead removal and re-install to tighten material after temperature controlled (0%)
- Service elevator, get working, inspect interior for heat damage, replace materials as needed (0%)

---

## Pilothouse

---

Teak and Holly Floor with inlaid woven carpet Granite counter tops Gray headliners and black panels Helm station and seating for three. Separate radio room. Forward are the port and starboard watertight exit doors to the bow, port and starboard wing stations and bow sun pads.

---

## Electronics and Navigation

---

- Bridge with eight glass touch screens and full Interface
- Autopilot
- Depth Sounder
- (2) VHF Radio
- SSB Radio
- Ships monitoring system
- Separate navigation light indicator panel
- Speed log
- Fax/copy machine
- Wireless ships intranet system
- Separate pilothouse stereo system
- Telephone System
- Satellite telephone System
- Computers
- Compass for backup
- Rudder angle indicator
- Wind speed indicator
- Wind/navigation system
- Ship monitor system
- Electronic controls (three stations: Main helm and two wing stations)
- Dual steering system, including autopilot
- (4) trumpet horns
- Color radar
- Weather fax
- Stabilizers control
- TV Satellite System
- Fire control system for the entire interior
- Helm/bench seat
- 2 Stidd chairs
- Chart table/navigation station
- 4 navigation screens

## Electrical System

---

- New electronic distribution panel
- 24v DC system
- 200 amp insulation transformer for 220v 3phase
- (2) 80' Shore cords
- 110v 220v 3phase AC system
- 110v transformer
- Atlas worldwide power converter

---

## Engine Room/Mechanical

---

Located below and aft of the Galley, and has a water tight door. The entrance room is separated by a control room with a separate engine room and port side emergency escape door to the main deck.

- (2) fresh water tanks
- New watermaker
- New auto transfer to fuel system
- (9) fuel tanks
- (2) New grey water tanks
- (2) black water tanks
- Separate engine room control panel
- Oil / water separator
- Redundant pumps for fluid systems
- Re-built waste treatment plant
- Diesel back-up air compressor

---

## Deck Equipment

---

- Dual overhead dingy cranes
- Life rings
- Anchors
- Overhead launching cranes (for port and stbd. launching) serviced
- Passerelle
- Boarding ladder
- Electric windlasses w/ brakes and chain locks
- Stern capstans
- Fire fighting system
- Life jackets
- Liferafts
- Dive compressor
- Hot and cold shower at transom door
- Electric windlasses (aft deck)
- Dive platform
- Helicopter landing lights for EuroCopter 4 blade size

Aft on the Main Deck is the tender storage area with large overhead cranes and below is a hydraulic operated transom door with swim steps and dive board to access water.

36' Dakota with (2) Mercury Optimax 2 stroke 225hp, 34 mph, completely rebuilt 2012 with 175 hrs.

- New wiring

- New pumps
- New electronics

(2) 18' Nautica 2011

- 70hp Yamaha 4 stroke on each, 50 hrs. since new

## Remarks

---

Jon Bannenberg, one of the world's leading yacht designers, collaborated with Sterling Yacht & Ship builders to create the ultimate 147' Motor Yacht. Her layout is exciting and timeless, which reflects a total Superyacht approach to privacy, comfort and flexibility of living space never before achieved in a vessel of this size. Some of the outstanding features include a triple height entrance foyer, and elevator through four decks from lower guest stateroom to the 4th multi-function deck. The vessel's floors are floating and insulated with double lead sandwich, providing a very quiet interior throughout. All windows, windscreens and other exterior glass is safety/tempered glass.

## Исключения

---

При продаже яхты исключаются личные вещи владельца.

## Отказ от ответственности


---

Компания предоставляет описание судна или яхты добросовестно, но не может гарантировать точность этой информации, а также не ручается за техническое состояние. Покупатель должен проинструктировать своих агентов или оценщиков исследовать представленную информацию более подробно, по собственному желанию. Продажа судна или яхты, изменение цены или снятие с продажи будет происходить без предварительного уведомления.


# ФОТОГРАФИИ

---


**Original Master Layout Changed**



**Original Dining Salon**




**Original Bar**




**Forward Lounge Deck**



**Upper Bar and Lounge**



**Original Upper Deck**







**Forward Upper Deck Panoramic Dining**




**Original Seating Salon Deck**




**Upper Deck Jacuzzi**



**New Engines Not Yet Installed**




**New Nautica Ribs and Dakota**



**Side View**




### Layout - 3 Decks




### Layout - 4th Deck, Salon and 3rd Deck



### Layout - Yacht Profile



### Profile



# КОНТАКТЫ

---

Андрей Шестаков (Andrey Shestakov) – ведущий яхтенный брокер отдела продаж яхт и судов компании Shestakov Yacht Sales Inc. Официальный представитель Shestakov Yacht Sales Inc. для русскоговорящих клиентов в центральном офисе компании в Майами/Форт Лодердейл/Флорида/США.

## Контактная информация

---

Email: **andrey@shestakovyachtsales.com**

Web: [shestakovyachtsales.com](http://shestakovyachtsales.com)

## Телефоны

---

Краснодарский край: **+7(918)465-66-44**

США, Майами, Флорида: **+1(954)274-4435**

## Время работы

---

Понедельник – Суббота: **9:00 - 21:00 EDT**

Воскресенье: **Закрето**

## Адрес

---



Harbour Towne Marina, 850 NE 3rd St, STE 213, Dania, FL 33004