

NAMOH — CHEOY LEE



Builder: CHEOY LEE

Year Built: 2003

Model: Mega Yacht

Price: PRICE ON APPLICATION

Location: United States

LOA: 125' 0" (38.10m)

Beam: 25' 0" (7.62m)

Min Draft: 7' 2" (2.18m)

Max Draft: 7' 2" (2.18m)

Cruise Speed: 14 Kts. (16 MPH)

Max Speed: 20 Kts. (23 MPH)

Our experienced yacht broker, Andrey Shestakov, will help you choose and buy a yacht that best suits your needs **Namoh — CHEOY LEE** from **our catalogue**. Presently, at **Shestakov Yacht Sales Inc.**, we have a wide variety of yachts available on **our sale's list**. We also work in close contact with all the big **yacht manufacturers** from all over the world.

If you would like to buy a yacht **Namoh — CHEOY LEE** or would like help answering any questions concerning purchasing, selling or chartering a yacht, please call **+1(954)274-4435**

TABLE OF CONTENTS

TABLE OF CONTENTS	2
SPECIFICATIONS	5
Overview	5
Basic Information	5
Dimensions	5
Speed, Capacities and Weight	5
Accommodations	6
Hull and Deck Information	6
Engine Information	6
DETAILED INFORMATION	7
Specifications	7
Additional information	15
Exclusions	16
Disclaimer	16
PHOTOS	17
Bow running shot	17
Running shot Starboard profile	17
Main deck aft dining looking from main salon	17
Main deck aft dining	17
Main salon seating area looking forward	17
Main deck aft seating/dining area	17
Main salon dining	18
Main salon dining	18
Main salon dining	18
Main salon aft seating area	18
Main Deck Foyer Staircase	18
Master Stateroom	18
Master stateroom	18

Master Stateroom	18
Master stateroom office looking forward	19
Owners office	19
Master bathroom	19
Main stair case	19
Main stair case to lower guest cabins	19
Galley	19
Galley	19
Lower Deck Guest Foyer	19
Port aft guest cabin	20
Starboard aft guest cabin	20
Guest bathroom	20
Starboard forward cabin	20
Port forward guest twin cabin	20
Guest foyer	20
Bridge deck aft steps to main deck aft	20
Sky Lounge	20
Sky lounge Bar	21
Full beam Sky lounge	21
Bow sunning area	21
Bridge deck aft and Jacuzzi	21
Wheelhouse	21
Bridge deck aft	21
Fore Deck sunning area	21
Bridge deck dining	21
Wheelhouse office area	22
Wheelhouse seating area	22
Sundeck helm station	22
Wheelhouse Bridge	22

Sundeck sunning area	22
Foredeck	22
Stern view running	22
Docking great maneuverability	22
Bow running shot	23
Bow view	23
Running shot	23
Bow and foredeck area	23
Birds eye view	23
Birds eye view running shot	23
Running shot	23
Enginroom looking forward	23
Engineroom	24
GA	24
CONTACTS	25
Contact details	25
Telephones	25
Office hours	25
Address	25

SPECIFICATIONS

Overview

Launched in 2003, NAMOH represents one of yachting's great ownership opportunities.

Built by Cheoy Lee, which has a rich history of over 100 years of ship-building, 'Namoh' is a combination of volume and style and is a solid yacht designed by the Dutch hand of Frank Mulder. Major changes to interior fabrics, carpeting and all new artwork done in June 2016 have kept her looking fresh. Her 5 staterooms are all en-suite and her master boasts a large office. Her huge salon is built for parties and her enormous sky lounge can swallow a crowd for entertaining or act as a retreat for R&R. Her open living spaces are highly versatile and can be used for comfortable family gatherings or more formal affairs. Her wheelhouse offers guests the chance to relax and watch the horizon from a C-shaped settee. Aft, the sky lounge and the aft deck create an inviting space for games or refreshments in the evening. NAMOH's outdoor spaces maximize seating areas on the main and upper aft decks, adding sun pads forward on the main deck and providing ample lounging space on the panoramic sun deck. DYSID:2952265

Basic Information

Category: Mega Yacht

Model Year: 2003

Year Built: 2003

Country: United States

Vessel Top: Enclosed

Fly Bridge: Yes

Dimensions

LOA: 125' 0" (38.10m)

Beam: 25' 0" (7.62m)

Min Draft: 7' 2" (2.18m)

Max Draft: 7' 2" (2.18m)

Speed, Capacities and Weight

Cruise Speed: 14 Kts. (16 MPH)

Cruise Speed Range: 3000

Max Speed: 20 Kts. (23 MPH)

Water Capacity: 2000 Gallons

Fuel Capacity: 10200 Gallons

Accommodations

Total Cabins: 5

Total Berths: 10

Sleeps: 10

Total Heads: 6

Crew Cabin: 5

Crew Sleeps: 7

Crew Heads: 3

Hull and Deck Information

Hull Material: Composite Fiberglass

Deck Material: Teak

Hull Configuration: Semi-Displacement

Hull Color: White

Hull Designer: Frank Mulder

Exterior Designer: Frank Mulder

Interior Designer: Lazar

Engine Information

Engines: 2

Manufacturer: CAT

Model: 3512B

Engine Type: Inboard

Fuel Type: Diesel

DETAILED INFORMATION

Specifications

Salon and Dining

Entrance to the salon is either through double stainless steel sliding glass doors from the aft deck, or through port and starboard sliding Freeman doors from the side decks. The predominant side entrance is to starboard, opening into a granite-floored entryway with a stairway down to the guest staterooms and up to the skylounge. The Owners' cabin, galley, and powder room are forward. In the forward section of the main salon is a beautiful custom 7' diameter dining table (with lazy-susan) that seats 10 comfortably. There is a marble-topped buffet forward and long banquettes to port and starboard that are "fiddled" to house crystal, flatware and china. The dining salon is separated from the main salon by a four-posted entertainment center with TV. The seating area consists of 2 sofas and 2 chairs around a coffee table.

- Slide & dog Freeman watertight doors port & starboard forward with granite entrance
- 7' diameter dining table with 10 chairs
- Sculptured, hand-cut custom carpet
- Stainless steel framed tempered glass double sliding door to aft deck area
- Sony A/V - 300 CD player
- Hand rubbed Makore wood
- Marble buffet forward
- Generous storage cabinets port and starboard
- Satellite TV system with receivers and decoder
- Main deck powder room is located off starboard main entrance foyer
- 40" Samsung TV with surround sound

Galley

- Sodalite blue granite tops with brushed-stainless back-splash tiles
- Miele induction stove top
- Miele Diamante stainless dishwasher
- Braun trash compactor
- KitchenAid microwave
- Black & Decker toaster oven
- Ice-maker
- 2 x Gaggenau stainless ovens
- Access to crew quarters, center-line stairs forward
- Access to dining salon aft

- 2 x Sub-Zero stainless refrigerators (700TR)
- Sub-Zero stainless freezer (700TFI)
- Franke Insta-hot water tap (filtered water)
- 3 x Bar stools at breakfast bar
- Franke under-mount stainless sink with Franke pull-away sprayer
- 2 x Asko dishwashers
- 2 x KitchenAid ovens (crew)
- KitchenAid side by side fridge/freezer (crew)
- Access to port side deck

- Wine storage: (2) Subzero 424G/O wine storage units; (1) Subzero UC24CI refrigerator
- Additional fridge/freezer: (2) Subzero 259RP full size refrigerators; (1) Full size subzero 700TF freezer; (1) Summit under counter FS62 BI freezer

Master Stateroom

The Master Stateroom is accessed from the starboard main entrance foyer. Proceed through exquisite, custom stained-glass double-entry doors that lead to the master suite foyer. In this area, a Miele washer and dryer are hidden behind hand rubbed Makore millwork. There is a study area with a desk and two chairs. Proceeding forward past a cedar lined walk-in closet into the stateroom, which offers a king-sized berth, additional hanging locker space, bureaus, a make-up vanity and full entertainment system.

Her bath (to port) features Persian-gold marble vanity tops, floors and bulkheads with a Jacuzzi tub, W.C. and a 15" LCD TV. All hardware is THG/Pierre D'Arras polished gold with crystal faucets. His bathroom (to stbd) features the same marble & fixtures with a stall shower and W.C.

*All showers have custom frame-less doors.

- King-sized bed
- Double door stained glass entry
- Walk-in closet
- 3 x Hanging lockers
- Miele front loading washer and dryer
- Office area with desk and (2) chairs
- Sony 32" TV surround sound
- His full shower
- Hers Jacuzzi tub with 13" Sharp LCD TV
- Marble bathroom floors with mother of pearl inlays

Guest Stateroom Foyer

All of the guest staterooms are accessed from the main deck starboard entrance foyer via stairs that lead to a large guest foyer with blue granite-topped cabinetry that houses a Maytag washer and dryer, fridge and a stewardess locker. The lower guest accommodations are finished in quarter-figured Anigre wood and a selection of marble and granite. All guest cabins have fabric walls using the Whisper wall system for ease of replacement.

VIP Stateroom - Aft Starboard

King VIP staterooms port and starboard are mirror images with island king beds. They are beautifully appointed with granite-topped bedside tables, full entertainment systems, including separate U.S. and Caribbean satellite decoders, hanging lockers, bureaus, and en-suite heads aft with corner Jacuzzi tub/showers with Millennium blue granite counters and floors.

- King-sized bed
- Jacuzzi tub/shower combo
- Sharp 25" flat-screen TV, iPod connection, BluRay DVD

VIP Stateroom - Aft Port

- King-sized bed
- Sharp 25" flat-screen TV
- iPod hook-up and BluRay DVD player
- Granite vanity tops and floors
- Jacuzzi tub/shower combo (w/ emergency exit to engine room)

Guest Stateroom - Forward

- Queen berth
- Sharp 20" LCD TV
- Blue Macuba marble Jacuzzi tub with shower

Guest Stateroom

- Twin berth
- Jacuzzi tub/shower
- Sharp 20" LCD TV

- iPod dock, BluRay DVD
- Blue Bahia granite

Captain's Quarters

- Double berth
- TV and DVD
- En-suite head with stall shower

Crew Quarters

The crew quarters are nicely furnished with quarter-figured Anigre veneers and Corian countertops throughout. All cabins have a TV/ DVDs. The crew mess is accessed from the main deck galley and features a full galley with Corian countertops, sink, Insta-hot faucet, fridge with ice-maker, microwave, toaster oven and 2 sets Miele washers and dryers. There is a remote alarm panel, and TV with DVD player. A separate engineer's cabin is aft by the engine room.

- 5 x Crew cabins individually decorated, all with en-suite heads
- TV / DVD / WiFi, satellite
- Miele front loading washer and dryer
- Crew mess table seats 6
- Black & Decker toaster oven
- KitchenAid fridge/freezer with ice-maker
- Remote alarm panel
- Access to Galley

Pilothouse

The pilothouse features hand-rubbed, quartered Makore veneers with blistered Makore inlay panels. Port and starboard Freeman sliding watertight doors lead to the side decks and Portuguese bridge. The Portuguese bridge has two lounging areas (with adjustable chaise lounges) leading down a center catwalk to the foredeck.

- 2 x Wing stations
- Semi-circular viewing sofa with roman gold marble top table (seats 6-7)
- CCTV with cameras in engine room and on aft deck
- FLIR infrared camera
- Sea 157 VHF
- ICOM M602 VHF
- VEI screen with TRANSAS navigation system

- Anschutz autopilot with jog control
- Satellite compass
- Triple Kahlenberg horns with M-511 control module alarm system
- Kobelt controls Thrane & Thrane mini-M satellite telephone
- KVH Fleet broadband 250 (Mini V-Sat)
- 3 x Stidd chairs
- Office area with fax and computer
- Caterpillar CAT vision system
- 2 x Furuno 96 mile ARPA color radars
- GSM SXM7T cellular system
- Panasonic PBX internal telephone system
- Wesmar HD800 Series sonar
- Furuno F150 AIS
- Rudder angle indicator
- 5 x Sets wipers, intermittent
- Naiad Multi-Sea II roll stabilizer
- Sea 235 SSB radio
- Furuno NX-500 Navtex receiver
- KVH gyro stabilized satellite TV antenna

Skylounge and Entertaining Deck

The huge skylounge deck, aft of the pilothouse, is a great place for entertaining with a large formal bar in Makore and black galaxy granite that seats five. There is also a large semi-circular sofa around the big screen TV plus a card table and electronic player piano. The powder room off the skylounge features roman-gold marble top with a gravity glass bowl sink and roman-gold marble flooring. Access to the covered deck is via double stainless sliding glass doors aft. This deck features a BBQ grill, table and chairs for 6-8 and a large, round 6-person spa with lots of built-in seating. Access via regular stairs to the flybridge deck above or aft deck below.

- Refrigerator & wine cooler
- Gas grill and fridge
- Access stairs to main aft deck and flybridge
- Stainless steel framed tempered glass sliding doors to large covered deck with table and 6 chairs
- 6-Person Jacuzzi with built-in seating

Flybridge

The thoroughly functional flybridge features a fully-instrumented helm, with a duplication of all electronic equipment and systems. There are (3) Stidd helm chairs, life

raft storage lockers port and starboard with quick release doors, each holding (2) 10-man life rafts. There is a semi-circular seating arrangement with a beautiful custom clear Corian inlaid table, which drops down to form a sunpad. Fiberglass hardtop. The bar is set up with sink, fridge and gas grill. The 17' Zodiac Eclipse with 115 hp 4-stroke Yamaha is stowed aft using the 3,000-lb. Marquipt davit.

Aft Deck

This area is generously proportioned with a custom mahogany inlaid hi/lo in/out table that seats 10 comfortably. There is not only access from the aft deck to the skylounge deck via regular stairs, but to the swim platform, walk-around decks and the engine room as well.

Deck Equipment

- All hardware chromed brass, 316 stainless steel or anodized/painted aluminum
- 2 x 400' lengths of 5/8" high test galvanized chain
- Fresh water wash down spigots located at foredeck, flybridge, bridge deck, and aft deck
- Marquipt davit with 3000 lb. capacity @ 10' with 270-degree power rotation
- Marquipt fully hydraulic, rotating passarelle
- 2 x Maxwell VWC 8000 vertical hydraulic anchor windlasses with 5/8" chain gypsy and rope capstan, deck pipe & chain stopper
- 2 x 400 lb. Poole type anchors stowed in pockets
- Deck drains with strainers on main and flybridge decks discharging at waterline
- 1.25" stainless steel rails
- 2 x Maxwell VC 3500 warping capstans on aft deck
- Stainless steel bollards
- Stainless steel fairleads

Engine Room

- Twin Caterpillar 3512B diesel engines, 2250 hp each, fresh water-cooled, "deep sump". 6,900 hrs 4.2016
- Atlas remote switchboard control (provided in pilothouse) also controls 75 hp electric bow thruster system w/4 control stations
- 2x Northern Lights 65 kW generators, 1800 rpm with hydrostatic mounts, 24 volt DC starting and sound shields. 19,000 & 18,000 hrs 4.2016m
- Hamann waste treatment system, or to vented deck fitting for shore side disposal; combined black & grey 630 USG
- Headhunter toilets throughout
- Lube oil change system with 110V AC pump, manifold and hoses to all engines &

- gearboxes - clean and dirty 150 USG each
- Engineered engine room ventilating system, with Heinen & Hopman intake blowers (temperature & pressure regulated) drawing air in via air/water separators
- 4 x Water heaters, 40 gallons each
- Domestic hot water circulating system
- Ultraviolet water sterilizing system
- Sink with fresh water hose bib
- HART Tank Tender (fuel/fresh water)
- Kobelt electronic control station in engine room
- Atlas 60 kva seamless transfer auto parallel
- Alfa Laval MAB103 230 GPH
- Naiad -20" 75 hp proportional A/C electric bow thruster run off
- Atlas system
- 30 tons Aquair chilled water air conditioning with fresh air make up
- 2 x 1600 GPD Filtration Concepts INC watermakers
- 2 x 100 amp shore power cords - 3 phase
- Centek generator mufflers, air/water separator type with side hull discharge
- Wagner hydraulic steering system w/backup electric pump / motor
- ITT Jabsco engine driven emergency bilge pump
- 3 x Racor filters for main engines
- Racor filter for generators
- Cartridge style water filter unit for fresh water system
- Fuel management system, consisting of fuel shut-off valves, fuel transfer manifold and two fuel transfer pumps connected to a fuel meter and hand pump
- Emergency escape to and from guest accommodations
- Naiad hydraulic pumps on both main engines
- Naiad 410 roll stabilizer multi-sea control w/19 sq. ft. fins
- Air conditioned engine room
- Watertight entrance door from aft crew area and emergency ladder to aft deck
- Ansul fire protection system
- Bilge/fire pump system
- Naiad electric hydraulic pump

Electrical Equipment

- Atlas TecPower main AC switchboard w/paralleling for 2 x 65kw generators, seamless transfer & power management
- Atlas main DC switchboard contains metering for all engine room batteries, DC disconnect switch, main DC distribution circuit breakers & engine room DC distribution circuit breakers
- Atlas 60 kva ShorePower classic frequency converter & Smart Box 100 dual cord accessory allow connection of vessel's shore cords to any AC power source in the world

- ShorePower will automatically convert single or 3-phase, any voltage & 50 or 60hz source to 120/208V AC 3-phase 60hz power for the vessel main bus
- Atlas remote switchboard control is provided in the pilothouse
- AC/DC electrical panels in control room, in engine room & zone panels throughout vessel
- 3 Stage reverse cycle heating system with 2kw defrost element in pilothouse
- 110 volt AC/24V AC halogen overhead light fixtures
- 24V DC emergency lights start automatically at loss of AC power (including floor & stair lights)
- 2 x Glendenning Cablemaster shore power cable retrieval systems for 3-phase, 230VAC, 100 amp service with 100' cables
- Fiberglass battery boxes
- Battery condition indicator
- ACR RCL 600 searchlight with 2 station remote control (flybridge & pilothouse)
- Fully ABS classed switchboard includes automatic load shedding, automatic generator start & control & shore cord selector switches
- ABS classed switchboard also contains emergency lighting controls & circuit breakers
- Wardrobe lights, automatic
- 110V AC receptacles in engine room, galley, heads & exterior are protected with GFI safety breakers
- Isolation transformer (60 KVA), for shore power system (See Atlas)
- 2 x Shore telephone & cable TV inlets in swim step locker and foredeck, each w/125' cord
- 2 x Headhunter Mach 5 220V AC water pumps with accumulator tank for fresh water system
- Emergency engine start battery parallel system
- 24V DC 210 amp-hour gel battery bank, with 60 amp battery charger and 80 power supply for electronic use
- 2 x Banks of 24VDC 210 amp-hour gel batteries for engine starting & ship service
- 24V DC 80 amp battery charger
- 2 x Sets of 12V DC 175 amp-hour gel batteries for generator starting
- 6 Spare 24V DC and 6 spare 12VDC circuit breakers
- 80 amp battery 24V charger

Construction

- Hull, deck, interior decks, structural bulkheads and superstructure of core cell cored fiberglass
- Multi-axial E-glass reinforcement
- Integral fiberglass fuel, fresh water and holding tanks
- Vinylester outer laminate and International epoxy barrier system applied to hull under body

Safety & Fire Protection

- Ansul engineered fire protection system
- ITT Jabsco engine driven emergency bilge pump
- Emergency escape to and from guest accommodations
- Bilge / fire pump system
- Watertight entrance door from aft crew area, emergency ladder to aft deck
- ABS switchboard also contains emergency lighting controls and circuit breakers
- Emergency engine start battery parallel system

Exclusions

Owner's personal effects and art work. A full inventory of exclusions to be provided at time of fully executed Purchase Agreement.

Remarks

Launched in 2003, NAMOH has enjoyed 2 owners, who have demanded that the yacht be kept in top condition at all times. Built with an eye to longevity and versatility, the equipment list is impressive. As an example, deep sump 3512 Caterpillar engines, allow up to 1,000hrs between oil changes. Full Atlas shore power, Alfa Laval fuel separator and the large Marquipt stern passarelle encourage international exploration. With her large main & upper deck windows combined with high ceiling heights, in combination with hand rubbed Makore and Anigre millwork, colorful stonework and details, such as the soda-blue granite in the galley and lower guest foyer, the interior is light, bright and fun. Thoughtful details are found throughout the vessel, such as the washer/dryer combination in the master suite or the convenience bar with fridge in the lower guest lobby, which allows both guests and crew some autonomy. If you are looking for a well equipped and maintained yacht, that is ready to go cruising, then NAMOH, represents one of the best values in her class!

Additional information

Built by the Cheoy Lee ship yard which has a rich history of over 100 years of ship building, NAMOH is a combination of volume and style and is a solid constructed yacht by the Dutch hand of Frank Mulder. The yacht comprises of 5 staterooms all en-suite and the master stateroom has a very large well appointed office. There is huge main salon located on the main deck and an enormous sky lounge that can swallow a crowd for entertaining or relaxing. NAMOH has been owned for many years by a very experienced owner, one that has always demanded perfection and has supplied the budget to keep the yacht to that level. One thing not to be over looked is that this yacht

has had a long term experienced professional captain and crew who have taken pride in maintaining her. This yacht has had a successful charter history due to her design and welcoming voluminous layout. She is larger than most if not all the other 130 ft yachts on the market. Guests have often commented that she feels more like a 140 ft yacht. There is no substitute for photos or an over the phone conversation. You need to stand on this yacht to understand her enormous volume and feel her solid construction topped with quality workmanship. Arrange a viewing to truly understand what this yacht has to offer. Please inquire about a more detailed specification of the yacht. *Interior fabric changes have been completed. All pre sale survey items completed and attended to. Flag and Class surveys completed. Amazing charter history with repeat clients. A must see!

Exclusions

Owner's personal belongings.

Disclaimer

The Company offers the details of this vessel or yacht in good faith but cannot guarantee or warrant the accuracy of this information nor warrant the condition of the vessel. A buyer should instruct his representatives, agents, or his surveyors, to investigate such details as the buyer desires validated. This vessel or yacht is offered subject to prior sale, price change, or withdrawal without notice.

PHOTOS


Bow running shot




Running shot Starboard profile




Main deck aft dining




**Main deck aft dining looking from
main salon**



Main deck aft seating/dining area




**Main salon seating area looking
forward**



Main salon dining




Main salon dining



Main salon dining




Main salon aft seating area



Main Deck Foyer Staircase



Master Stateroom




Master stateroom




Master Stateroom




Owners office




Master stateroom office looking forward




Master bathroom




Main stair case




Main stair case to lower guest cabins




Galley



Galley



Lower Deck Guest Foyer



Port aft guest cabin



Starboard aft guest cabin



Guest bathroom



Starboard forward cabin




Port forward guest twin cabin



Guest foyer



**Bridge deck aft steps to main deck
aft**



Sky Lounge



Sky lounge Bar



Full beam Sky lounge



Bow sunning area



Bridge deck aft and Jacuzzi




Wheelhouse




Bridge deck aft



Fore Deck sunning area



Bridge deck dining



Wheelhouse office area



Wheelhouse seating area



Sundeck helm station



Wheelhouse Bridge



Sundeck sunning area



Foredeck



Stern view running



Docking great maneuverability



Bow running shot



Bow view




Running shot



Bow and foredeck area




Birds eye view




Birds eye view running shot



Running shot



Enginroom looking forward



Engineroom



GA



CONTACTS

Andrey Shestakov, leading yacht broker of the sales department of Shestakov Yacht Sales Inc. Shestakov Yacht Sales Inc., the official representative of the Miami/Fort Lauderdale FL headquarters.

Contact details

Email: **andrey@shestakovyachtsales.com**

Web: shestakovyachtsales.com/en/

Telephones

USA: **+1(954)274-4435**

Office hours

Monday – Saturday: **9:00 - 21:00** EDT

Sunday: **closed**

Address



Harbour Towne Marina, 850 NE 3rd St, STE 213, Dania, FL 33004