

AL DI LA — FERRETTI



Судостроитель: FERRETTI

Год постройки: 2005

Модель: Моторная яхта

Цена: ЦЕНА ЯХТЫ ПО ЗАПРОСУ

Местонахождение: United States

Длина общая: 88' 8" (27.03m)

Ширина: 22' 1" (6.73m)

Мин. осадка: 6' 3" (1.91m)

Макс. осадка: 6' 5" (1.96m)

Крейс. скорость: 25 Kts. (29 MPH)

Макс. скорость: 29 Kts. (33 MPH)

Купить **Al Di La — FERRETTI** а также выбрать подходящую вам яхту из нашего **каталога яхт** вам поможет опытный яхтенный брокер Андрей Шестаков. На сегодняшний день компания **Shestakov Yacht Sales Inc.** имеет большое количество яхт в **собственном списке продаж**, а также тесно сотрудничает со всеми крупными **яхтенными производителями** по всему миру.

Для того чтобы купить яхту **Al Di La — FERRETTI** а также проконсультироваться по любому вопросу связанному с покупкой, продажей, чартером яхт позвоните по телефону **+7(918)465-66-44**.

ОГЛАВЛЕНИЕ

ОГЛАВЛЕНИЕ	2
ХАРАКТЕРИСТИКИ	4
Обзор	4
Основная информация	4
Размеры	4
Скорость, вместимость и масса	4
Размещение	5
Корпус и палуба	5
Информация о двигателе	5
ПОДРОБНОЕ ОПИСАНИЕ	6
Walkthrough	6
Salon	6
Dining Salon	6
Main Deck Companionway	7
Galley	7
Pilothouse	8
Lower Accommodation Foyer	9
Master Cabin	9
Starboard Side Gentleman's Head	10
Portside Ladies Head	10
Portside Guest Cabin	10
Portside Guest Cabin Head	11
Starboard Side Guest Cabin	11
Starboard Side Guest Cabin Head	12
VIP Cabin	12
VIP Head	12
Fore Deck	13
Aft Deck	13

Fly Bridge	14
Engine Room	15
Equipment Room	16
Garage Area	16
Electrical	16
Crew Area	17
Captains Cabin	18
Crew Cabin	18
Exclusions	18
Исключения	19
Отказ от ответственности	19
ФОТОГРАФИИ	20
КОНТАКТЫ	29
Контактная информация	29
Телефоны	29
Время работы	29
Адрес	29

ХАРАКТЕРИСТИКИ

Обзор

"Al Di La" offers a large amount of volume for an Italian Motor yacht. Included are four staterooms plus accommodations for up to four crew. Notable features include top speeds approaching 30 knots, Mitsubishi Gyro stabilizers, and a garage that opens to form a teak beach.

Not for sale to US residents while in US waters.

Основная информация

Тип судна: Моторная яхта

Модельный год: 2005

Год постройки: 2005

Страна: United States

Размеры

Длина общая: 88' 8" (27.03m)

Длина по ватерлинии: 72' 8"
(22.15m)

Длина палубы: 88' 4" (26.92m)

Ширина: 22' 1" (6.73m)

Мин. осадка: 6' 3" (1.91m)

Макс. осадка: 6' 5" (1.96m)

Скорость, вместимость и масса

Крейс. скорость: 25 Kts. (29 MPH)

Макс. скорость: 29 Kts. (33 MPH)

Водоизмещение: 200621 Pounds

Вместимость воды: 349 Gallons

Вместимость сточного бака: 87
Gallons

Объем топливного бака: 2378
Gallons

Размещение

Всего кают: 4

Всего ком. состава: 8

Корпус и палуба

Материал корпуса: Fiberglass

Информация о двигателе

Двигатели: 2

Производитель: MTU

Модель: V162000 M91

Тип двигателя: Inboard

Тип топлива: Diesel

ПОДРОБНОЕ ОПИСАНИЕ

Walkthrough

The vessel is boarded either via the swim platform and up port or starboard teak steps to the Aft Deck, the passerelle to starboard or via port and side boarding gates if the yacht is tied alongside. The spacious Aft Deck has both built in and loose seating, plus steps to the Fly bridge and wide walk around side decks going forward.

The Salon is very spacious and next forward of the Aft Deck. It integrates with the Dining Area. Up two steps is the Day Head, secondary Flyb ridge access, enclosed Galley and Wheelhouse most forward.

Steps from this area lead down to the Master Suite amidships, two twin Guest Suites port and starboard and a VIP Suite all the way forward.

Salon

The Salon is entered via the sliding stainless steel door starboard of center. To the port side are two upholstered love seats facing forward and aft with a matching settee on the outboard side. This loose fit furniture is much more comfortable than built in units found on many boats from Europe.

Aft of the sofa is a built in cherry storage cabinet with three fiddled shelves above. In front of the sofa is a fixed height cherry coffee table with burlwood inlay and leather inserts on the twin pedestals.

Behind the sofa are Roman shades with a sheer panel for partial sunlight when wanted, all adjusted via electric controls. Full drapes cover the aft sliding glass door panel which stretches nearly the full width of the Salon. On the starboard side of the Salon is a built in cabinet housing a concealed Isotherm stainless steel twelve bottle wine chiller and two drawers. Above are three open shelves with brass fiddles. Next forward are five cherry cabinet doors. A 42" HD Panasonic plasma TV pops up from the center two cabinets. Besides additional storage, the Bose Lifestyle 4 AM/FM/CD/DVD stereo with hard drive music storage and an RCA Direct TV receiver are within these cabinets.

The overhead of the Salon has a tray type treatment that includes Alacantara panels with cherry trim. Lighting is via thirteen overhead halogen lights with frosted glass, a noticeable upgrade from the usual halogen mini spots. Also in the Salon are four Bose mini cube speakers, a hidden sub-woofer and a center channel speaker.

Dining Salon

The Dining Salon is contiguous to the Main Salon. A burlwood and cherry table to seat eight with eight loose leather chairs is literally surrounded by storage. The storage on the starboard side has four curved leather doors with cherry trim with a wide shelf above.

The storage forward consists of six cherry cabinets with plexiglass cutouts for any style of glass and barware. To port are six additional cherry cabinets with pegs for dishes, cups and saucers all on slide out shelves. Four velvet lined drawers hold the yacht's cutlery. Four frosted globe lights are above the table with eight more around the perimeter of the area.

AC in the Salon and Dining Area is delivered by a cherry soffitt that runs the length of the area both port and starboard. Rope lighting under the cabinets add accent lighting.

Main Deck Companionway

Up two steps from the Salon is the Main Companionway. Within this area is a starboard side deck Pantograph access door, the curved steps to the accommodation deck below, seven cherry steps to the Fly bridge, the Galley entrance and the Pilothouse with its sliding glass pocket door with privacy blinds is most forward.

The Day Head is to starboard. The cherry vanity has one large storage drawer below and two other storage cabinets outboard. The sink is an under mount china sink with peach colored marble and a single lever faucet above. The toilet is a Tecma electric model. This area also has a marble matching sole, a beveled edge mirror, three frosted glass dome overhead lights and a fixed side light with wood blinds.

Galley

The Galley is forward and to port. The pocket entrance door is frosted glass with cherry trim. The sole of this area is planked cherry. The cabinets are lacquered and the counter tops are Absolute Black Granite.

- GE Monogram built in microwave/convection oven Bosch 4 burner Ceran top cook top
- Pull out vented exhaust hood Whirlpool counter top microwave
- GE Profile Arctica side by side refrigerator/freezer w/ice & water in the door
- Pantograph side door to port side deck
- Miele stainless steel interior dishwasher
- (2) Stainless steel under counter sinks, one with stainless drain grid Insinkerator
- HP garbage disposal
- Sony AM/FM/CD receiver & two speakers
- (15) Lacquered door storage cabinets

- (4) Lacquered front storage drawers
- (2) Very large lacquered pantry doors Sliding cherry pocket door to Pilothouse
- (3) Under cabinet halogen spotlights
- (5) Reserved ceiling halogen mini spots

Pilothouse

The Pilothouse is forward of the Galley and entered via the Main Companionway or Galley with pocket doors at either entrance. A glass sidelight with mini blinds is outboard of the Companionway door. To starboard is a black leather L shaped settee with a small cherry table with burlwood top. A double seat is center-line with four cherry storage cabinets and a pull out footrest.

The oversize black leather Besenzoni helm seat is electrically adjustable both fore and aft and up and down. The helm is to port and includes the following equipment:

- (2) MTU Electronic digital engine control panels
- MTU electronic single lever engine controls
- 15" Northstar 6000i plotter/GPS
- 14" Compact Design color monitor for Navnet radar & plotter
- Simrad IS 15 Depth/speed/log
- Icom M 602 VHF w/remote mounted command mic
- Navnet remote control panel
- Thrane & Thrane Mini M Sat phone
- American Bow Thruster control
- Simrad AP 20 autopilot
- Gallinea windshield wiper controls w/washer
- Condaria remote panel digital readout for chiller organizing & AC system functions
- Quick Chain counter for both anchors
- Mitsubishi ARG at rest stabilizer controls
- ITT Jabsco searchlight controls
- VDO rudder angle indicator
- VDO full engine gauges for main engines
- Water tank gauge
- Fuel tank gauge 12 Volt outlet
- Battery parallel switch
- Blower controls
- Dual windlass controls
- Start/stop/key switches
- Engine alarm panel
- Urania 5" magnetic compass
- Monitor panel w/indicator lights for (9) bilge pumps
- Black water pump monitor & controls

- Boat schematic for major systems & nav light monitoring
- Generator start/stop panel w/gauges & hour meters
- Digital volt meter w/5 position selector switch for ship's service
- Digital amp meter w/ 5 position selector switch for ship's service

Lower Accommodation Foyer

The Lower Accommodation Foyer starts on the main deck to starboard. The stairwell has curved Lucite internally lit handrails. Above are electric dual position Roman shades that match those in the Salon. Eleven curved steps with step lights lead below.

At the bottom of the steps is a stewardess locker with a burlwood counter top above. Aft one can enter the Master Suite. Forward and up three stairs is the entrance to the port and starboard Guest Suites. Further forward and up three more stairs is the entrance to the VIP Suite.

There are two more storage lockers within the Companionway for stewardess supplies.

Master Cabin

The Master Suite of the 880 Ferretti is located amidship in the quietest and widest part of the vessel and is of a more traditional design than the 881 with a fore and aft centerline queen size berth. With typical Italian flair the berth is a true island berth that is walk around on all four sides.

A built in angled headboard with backlit frosted blue glass and double stitched leather encompass the two drawer cherry and burlwood nightstands.

The berth itself has four large drawers below the leather trimmed bed frame. At the foot of the berth is the cabin's entrance door and a 32" Sharp Aquos LCD TV inset into the forward bulkhead. Below is a Bose 3-2-1 AM/FM/CD/DVD player, the Sharp TV control box, an RCA Direct TV HD receiver and a Niles Audio Intelaccontrol. Elsewhere in the cabin are two Bose Surround Sound speakers and a Bose subwoofer.

To the portside is a two cushion loveseat with matching cabinets fore and aft. The aft one conceals four cherry storage drawers with a table lamp above. The forward one has two open shelves with brass fiddles above the cabinet. Outboard of the sofa is a Roman shade covering two small opening portholes between a fixed pane of tinted safety glass. Three lights dedicated to this seating are above.

On the starboard side of the berth starting forward is a walk in locker with three storage cabinets within and a digital safe for the owner.

Next aft is a cherry vanity with a burlwood top and a leather stool below. The forward

end of the vanity has a two shelf storage cabinet, aft is a cabinet with four drawers within both flanking a hinged vanity top with mirror. A matching window treatment over the signature portholes and dedicated lighting to this area is above.

Walking behind the berth leads to a four panel beveled glass wall treatment, the center two opening to reveal the cabin's main hanging locker. Also in this locker is an emergency escape hatch leading to the main deck.

On each side of the hanging locker is access to the His and Her Heads.

Also in the Master Cabin is a tray type ceiling treatment with rope lighting, nine overhead frosted globe halogen lights, table lamps, soffit type AC delivery and a Nile Audio Intacontrol for the audio visual systems.

Starboard Side Gentleman's Head

The sole and counter top are matching green marble. The toilet is a Tecma electric/jet head. The bow front vanity has one large drawer below and three other storage cabinets outboard. The china under mount sink has a single lever two tone Grohe faucet above. Two cherry storage cabinets are outboard of the beveled edge mirror.

The stall shower has wall mounted and handheld shower fixtures as well as four body spray nozzles, a frosted Lucite door and a shower light.

Also in the Head is an opening oval stainless steel porthole behind wood blinds, AC vent, two overhead frosted glass lights as well as two additional frosted globe lights over the vanity.

Portside Ladies Head

A green marble sole matches the green marble vanity top and tub surround. The cherry bow front vanity has one large drawer below and three additional cabinets inboard. The china under mount sink has a single lever two tone Grohe faucet above. A curved corner cabinet and a beveled edge mirror are above the sink. The toilet is a Tecma electric/jet head. The Teuco Jacuzzi type tub has several settings and reheats the bath water as necessary. A hidden fold out Lucite panel allows use of the handheld Grohe shower fixture. Wood blinds cover the oval porthole. Also in the Head are five overhead lights and an AC vent.

Portside Guest Cabin

The Portside Guest Cabin is entered via the Centerline Companionway. Looking aft are two twin berths with leather headboards and brass swing arm reading lights.

A centerline night table has two drawers and a Sony AM/FM/CD player with two speakers in the overhead. Each berth has two drawers below. The inboard berth has a Pullman berth above with its own reading light.

At the foot of the outboard berth is a hanging locker with an RCA Direct TV HD receiver within and a Sharp Aquos 14" LCD TV on the outside of the locker facing the berths.

Also in this cabin is a beveled edge mirror above the nightstands, seven frosted globe overhead lights, a dressing mirror on the inside of the locker and access to the private Head.

Portside Guest Cabin Head

Located just forward of the Cabin is a private Head with a cherry bow front vanity with one dresser below and a marble top with under mount china sink and single lever two tone Grohe faucet above. The peach colored marble of the vanity matches that of the sole. There are seven additional cabinet doors outboard of the vanity.

Above the sink are two lacquered storage cabinets and a beveled edge mirror. The toilet is a Tecma electric/jet head. The stall shower has a frosted Lucite door, a handheld or wall mountable fixture, a shelf and a light.

Also in the Head are four overhead frosted globe lights, an AC vent and an opening stainless steel porthole with wood mini blinds.

Starboard Side Guest Cabin

The Starboard Side Guest Cabin is entered via the Centerline Companionway. Looking forward are two twin berths with leather headboards and brass swing arm reading lights.

A centerline night table has two drawers and a Sony AM/FM/CD player with two speakers in the overhead. Each berth has two drawers below. The inboard berth has a Pullman berth above with its own reading light. At the foot of the outboard berth is a hanging locker with an RCA Direct TV HD receiver within and a Sharp Aquos 14" LCD TV on the outside of the locker facing the berths.

Also in this cabin is a beveled edge mirror above the nightstands, seven frosted globe overhead lights, a dressing mirror on the inside of the locker and access to the private Head.

Starboard Side Guest Cabin Head

Located just aft of the Cabin is a private Head with a cherry bow front vanity with one dresser below and a marble top with under mount china sink and single lever two tone Grohe faucet above. The peach colored marble of the vanity matches that of the sole. There are seven additional cabinet doors outboard of the vanity.

Above the sink are two lacquered storage cabinets and a beveled edge mirror. The toilet is a Tecma electric/jet head. The stall shower has a frosted Lucite door, a handheld or wall mountable fixture, a shelf and a light.

Also in the Head are four overhead frosted globe lights, an AC vent and an opening stainless steel porthole with wood mini blinds.

VIP Cabin

All the way forward is the VIP Cabin with a centerline queen berth. The headboard is double stitched leather with three beveled edge mirror panels above. Each side of the berth has a built in nightstand with swing arm brass lights above. There are four storage drawers below each side of the berth. Just aft of the nightstands on both sides are built in leather seats. Next aft on both sides is a burl topped cabinet with storage within. Above are two open shelves with brass fiddles. Next aft on the portside is a walk in hanging locker with a dressing mirror within.

Next inboard is a Sharp Aquos 20" LCD TV mounted on the bulkhead with a four shelf cabinet below. In the cabinet is a Bose 3-2-1 AM/FM/CD/DVD player. Bose Surround Sound speakers and a hidden subwoofer provide excellent sound.

To port is access to the Private VIP Head.

VIP Head

The private VIP Head has a peach colored marble sole that matches the vanity top. The bow front vanity has one drawer below and an under mount china sink with a single lever Grohe two tone faucet above.

Two lacquered cabinets are outboard above the counter with seven additional cabinets below. The toilet is a Tecma electric/jet head. The stall shower has a handheld or wall mountable fixture, a shelf, a light and a frosted Lucite door.

Also in this Head is a beveled edge mirror above the sink, an opening stainless steel porthole, mini blinds and four overhead frosted lights.

Fore Deck

- Teak planked Fore Deck & side decks
- (2) Lofrans High Line windlasses w/devil's claws & hand brakes
- Handheld remotes for windlasses
- (2) 200 lb. Navy type anchors w/approx. 250' feet of chain
- Fore Deck fire hose
- Anchor wash down hoses in anchor tubes
- Dual bow cleats w/stainless steel fair leads
- Nemo deck hatch to VIP
- Large Fore Deck sun cushions w/cover
- (3) Pantograph windshield wipers w/washers
- Black Textulene windshield cover
- Black Textulene side Pilothouse windshield covers
- Stainless steel handrails on raised bulwarks
- (2) Nemo Pantograph side deck doors (electrically operated)
- ITT PAR remote control searchlight
- International navigation lights
- (3) Pairs of spring line cleats Frameless house side windows
- (3) Pairs of side deck overhead lights
- Lockable fuel filter stations port & starboard

Aft Deck

- Port & starboard side boarding gates, custom widened at time of construction w/custom hinge & locking open mechanisms
- Starboard side fire station w/hose & bilge water alarm panel
- (2) 24 Volt Lofrans mooring winches
- Dual stern cleats under hinged fiberglass cover
- Starboard side Cockpit sink under hinged fiberglass cover
- Bessenzonei passerelle controls starboard side
- Stainless & Lexan stern boarding gates (port & starboard)
- Teak Aft Deck sole
- (3) Large fiberglass hinged storage boxes aft, outboard, two have removable cushions for seating
- (2) Stern cleats integrated into Aft Deck rails
- Garage door controls portside
- Electrically operated swim ladder
- Underwater lights, (5) across transom, (2) port, (2) starboard for a very dramatic effect
- Portside Cockpit controls w/start/stop, electronic engine controls & bow thruster control
- Portside crew and Engine Room access door

- Starboard side storage locker
- Starboard side locker w/Raritan stainless steel icemaker
- Round teak pedestal table w/cover
- (5) Wicker chairs w/removable seat bottoms
- (2) Bose Aft Deck speakers
- (19) Overhead halogen lights
- Large teak deck hatch into Engine Room
- (9) Teak tread steps on starboard side to Flybridge
- (4) Teak tread steps w/handrails port & starboard to swim platform
- (2) Pop up tender cleats on platform
- Hot & cold shower in portside step riser
- 100 Amp 220V cabled shore cord from starboard side step riser
- Shore water inlet from starboard side riser
- 7 Step Marquipt Sea Stairs w/port & starboard mounting options stowed in custom inset area portside bulwarks

Fly Bridge

- Hinged door over steps up from Aft Deck
- Stainless steel railings around steps
- Fiberglass non skid sole
- Elliott 8 person life raft w/hydrostatic release
- Bessenzoni telescoping dinghy crane 880 lb. capacity
- Fiberglass radar arch
- Stainless steel mast on arch
- CAT1 426 IPIRB
- KVH Trac Vision 6
- Sat TV system
- (2) Furuno open array radar scanners, (1) new, both 72 mile range
- Marco signal horn
- (3) Arch lights
- Teuco round 4 – 5 person hot tub w/digital controls & heater
- Grohe handheld shower for hot tub
- Molded steps to hot tub
- Hard sun pad cover for hot tub, w/additional sun pads to port
- Canvas cover for hot tub & sun pad
- C shaped seating to port w/removable cushions & cover
- Large fiberglass dining table w/cover
- Walk behind bar to starboard w/ Isotherm refrigerator, (2) Storage cabinets, large sink & 220 volt grill under hinged top
- Cover for bar

- C shaped seating forward to starboard w/removable cushions & cover
- Lucite translucent hatch to main deck Companionway
- Tinted Lexan Venturi windscreen w/stainless steel rail
- Flybridge courtesy lights
- Two Person helm seat w/storage below & cover
- Helm is to portside
- MTU electronic single lever controls
- American Bow Thruster controls
- Helm cover
- Simrad AP22 autopilot head
- Icom M502 VHF radio
- Quick chain counter for both anchors
- 12 Volt outlet
- Start/stop switches & alarm panels
- Trim tab controls
- Horn switch
- Dual anchor windlass controls
- Furuno Nav Net handheld remote
- 10" Northstar 6000i plotter
- Simrad IS 15 depth/speed/log
- Furuno 10.4" Nav Net UX2 plotter/radar/depth
- VDO tachometer & engine temp gauges
- VDO rudder angle indicator
- Motorized up & down panel for main electronic instruments
- Searchlight controls
- Sony AM/FM/CD player
- Extra large Bimini top expanded for more fore & aft coverage w/motorized folding option
- 3 Side enclosure for Bimini top w/(7) U Zips
- Tender: 14' Novurania w/40 hp Yamaha 4 stroke engine w/cover Tender chaulks

Engine Room

- Service battery, engine battery & parallel switches at Aft Deck Engine Room access
- Fuel shut down at Aft Deck Engine room access
- Manual fire extinguisher pulls at Aft Deck Engine room access
- Watertight Engine Room door between Engine Room & equipment room
- Watertight Engine Room door between Engine Room & garage
- 50 Gallon Tidal Wave Head Hunter waste treatment system Engine Room security camera
- Bessenzoni power pack for passerelle & garage door
- (2) Isolation transformers Dual steering pumps

- 24 Volt Engine Room fans w/auto shut off vents Underwater exhaust
- Freshwater spigot in Engine Room DC incandescent lights
- AC fluorescent lights Stainless steel exhaust covers Drop light on retractable cord
- ZF V drive/reverse gear w/2.536 to 1 ratio
- American Trac Series ABT 16" 58 HP hydraulic bow thruster
- (2) New hot water heaters 87g Black water tank
- 87g Grey water tank
- ECO MV44 24V black water pump ECO MV44 24V grey water pump
- (2) Dual SEPAR 2000 main engine fuel filters
- (2) Racor 500 generator filters

Equipment Room

- MTU Electronic engine controls in air conditioned Equipment Room out of the heat of the Engine Room
- Idromar 900 GPD (estimated) water maker
- (2) Fire or manifolded bilge pumps w/valve position diagram Condasia digital chiller organizer for AC chiller optimization
- FE 200 Fire suppression systems for Engine Room & Equipment Room Mounted toolbox in Equipment Room
- (4) Separate chilled water AC units w/(13) digitally controlled air handlers throughout vessel
- Watertight door between Crew Area & Equipment Room
- Mounted vise on workbench
- Panasonic 2 line Hybrid phone system w/8 extensions

Garage Area

- Emergency steering helm & wheel Hydraulic power pack for swim ladder
- Extra length 100 amp shore cord extensions Bimini top for tender
- DC lighting
- Quartz light for "teak beach"
- Folding tender cleats on "teak beach"
- Custom chocks in Garage to hold the Wave Runner, frees up deck space on Flybridge

Electrical

- 240 Volt single phase 60 HZ system
- (2) Battery shut off switches for generators
- Mastervolt 80 amp 12 volt generator battery charger

- Mastervolt 100 amp 24 volt service battery charger
- Mastervolt 100 amp 24 volt engine battery charger
- Mastervolt 75 amp 24 volt emergency battery charger
- Mastervolt 5000 watt 24 volt inverter for refrigeration systems
- Mastervolt 3000 watt 24 volt inverter for telephones/TV's,etc.
- Central smoke/fire alarm system
- Sophisticated switch panel for shore/generator 1/ generator 2 switching
- (17) 220 Volt breaker protected circuits in Equipment Room
- (13) 120 Volt breaker protected circuits in Equipment Room
- (50) 230 Volt breaker protected circuits in Equipment Room
- (21) 24 Volt breaker protected circuits in Equipment Room Digital service battery volt meter
- Digital engine battery volt meter Digital DC consumption amp meter Digital DC battery charge amp meter
- Digital port engine alternator amp meter Digital starboard engine alternator amp meter
- (2) Isolation transformers
- Mastervolt 24 volt 50 amp charger in Garage
- Portside 35 kw Kohler generator w/1100 hrs. in sound shield
- Starboard 35 kw Kohler generator w/20 hrs. in sound shield, new in 2009
- (6) 12 Volt 200 Ah main engine batteries
- (10) 12 Volt 200 Ah house service batteries
- (2) 12 Volt 200 Ah generator batteries
- (2)12 Volt 200 Ah emergencybatteries

Pilothouse Panel:

- (3)Digital volt meters for engine, house & emergency 24 volt battery bank 24 Volt emergency battery charger digital amp meter
- 24 Volt DC consumption digital amp meter Digital amp meters for port & starboard alternator House battery charger digital amp meter
- Engine battery charger digital amp meter
- (42) Breaker protected 24 volt circuits
- (4) Double pole 120 volt AC breakers
- (4) Double pole 240 volt AC breakers
- (4)Inverter breakers for telephone/TV's/stereos

Crew Area

Accessed via the eight steps from the port side of the Aft Deck is the Crew Area. Going forward is a watertight door to the Equipment Room. Followed by the common area of the Crew space this area contains the following equipment:

- Two burner Ceran top cooktop Isotherm under counter refrigerator

- Granite countertop w/stainless steel under mount sink
- (5) Cherry storage cabinets
- (2) Cherry drawers
- GE turntable microwave behind (2) cherry doors 14" Sharp Aquos LCD TV
- RCA Direct TV HD receiver
- Four person dinette w/Corian tabletop
- Miele Navotronic T 1570C clothes dryer
- Miele Navotronic T 1930 clothes washer
- Sony AM/FM/CD player w/(2) speakers
- Entrance to starboard side Captain's Cabin
- Entrance to portside Crew Cabin
- (4) Overhead halogen lights Carpeted sole

Captains Cabin

The Captain's Cabin is to starboard and has a single lower berth athwartships with a fold down Pullman berth above. The lower berth has a reading light and above the upper berth is a 14" Sony Aquos TV on a swing arm mount. Next aft is a hanging locker and two storage drawers. An opening stainless steel porthole w/drapes is at the foot of the berth.

The compact head has a china sink with a single lever faucet, a curtain shower and a Tecma electric/jet head with storage behind. A mirrored medicine cabinet is above the sink with an opening stainless steel porthole below.

Crew Cabin

The Crew Cabin is to port and has a single lower berth athwartships with a fold down Pullman berth above. The lower berth has a reading light and above the upper berth is a 14" Sony Aquos TV on a swing arm mount. Next aft is a hanging locker and two storage drawers. An opening stainless steel porthole w/drapes is at the foot of the berth.

The compact head has a china sink with a single lever faucet, a curtain shower and a Tecma electric/jet head. A mirrored medicine cabinet is above the sink with an opening stainless steel porthole below.

Exclusions

Name "Al Di La" is reserved and will not be transferred to new owner. Art, decorations, personal effects, and dive gear are excluded from the sale.

While every effort was made to list all pertinent included equipment aboard AL DI LA, there are some personal belongings aboard. Prospective purchasers should assume any item not specifically mentioned herein will not convey at closing.



Исключения

При продаже яхты исключаются личные вещи владельца.


Отказ от ответственности





Компания предоставляет описание судна или яхты добросовестно, но не может гарантировать точность этой информации, а также не ручается за техническое состояние. Покупатель должен проинструктировать своих агентов или оценщиков исследовать представленную информацию более подробно, по собственному желанию. Продажа судна или яхты, изменение цены или снятие с продажи будет происходить без предварительного уведомления.

ФОТОГРАФИИ































КОНТАКТЫ

Андрей Шестаков (Andrey Shestakov) – ведущий яхтенный брокер отдела продаж яхт и судов компании Shestakov Yacht Sales Inc. Официальный представитель Shestakov Yacht Sales Inc. для русскоговорящих клиентов в центральном офисе компании в Майами/Форт Лодердейл/Флорида/США.

Контактная информация

Email: **andrey@shestakovyachtsales.com**

Web: **shestakovyachtsales.com**

Телефоны

Краснодарский край: **+7(918)465-66-44**

США, Майами, Флорида: **+1(954)274-4435**

Время работы

Понедельник – Суббота: **9:00 - 21:00** EDT

Воскресенье: **Закрето**

Адрес



Harbour Towne Marina, 850 NE 3rd St, STE 213, Dania, FL 33004