

NAMOH — CHEOY LEE



Builder: CHEOY LEE

Year Built: 2003

Model: Motor Yacht

Price: PRICE ON APPLICATION

Location: United States

LOA: 125' 0" (38.10m)

Beam: 25' 0" (7.62m)

Max Draft: 7' 2" (2.18m)

Cruise Speed: 14 Kts. (16 MPH)

Max Speed: 21 Kts. (24 MPH)

Our experienced yacht broker, Andrey Shestakov, will help you choose and buy a yacht that best suits your needs **NAMOH — CHEOY LEE** from **our catalogue**. Presently, at **Shestakov Yacht Sales Inc.**, we have a wide variety of yachts available on **our sale's list**. We also work in close contact with all the big **yacht manufacturers** from all over the world.

If you would like to buy a yacht **NAMOH — CHEOY LEE** or would like help answering any questions concerning purchasing, selling or chartering a yacht, please call **+1(954)274-4435**

TABLE OF CONTENTS

TABLE OF CONTENTS	2
SPECIFICATIONS	5
Overview	5
Basic Information	5
Dimensions	5
Speed, Capacities and Weight	6
Accommodations	6
Hull and Deck Information	6
Engine Information	6
DETAILED INFORMATION	7
Overview	7
Salon and Dining	7
Galley	8
Master Stateroom	8
Guest Stateroom Foyer	9
VIP Stateroom - Aft Starboard	9
VIP Stateroom - Aft Port	10
Guest Stateroom - Forward	10
Guest Stateroom	10
Captains Quarters	10
Crew Quarters	10
Pilothouse	11
Skylounge and Entertaining Deck	11
Fly Bridge	12
Aft Deck	12
Deck Equipment	12
Engine Room	13
Electrical Equipment	14

Construction	15
Safety & Fire Protection	15
Exclusions	15
Remarks	15
Exclusions	16
Disclaimer	16
PHOTOS	17
Salon	17
Dining	17
Galley	17
Lower Staircase	17
Master Stateroom	17
Master Stateroom	17
Master Bath	17
Master Bath	17
Guest Stateroom	18
Guest Bath	18
Twin Guest Stateroom	18
Guest Stateroom	18
Guest Bath	18
Guest Stateroom	18
Pilothouse	18
Pilothouse Seating	18
Skyounge	19
Flybridge	19
Engine Room	20
Engine Room	20
Aft View	20
General Arrangement	20

125' Cheoy Lee NAMOH	20
CONTACTS	21
Contact details	21
Telephones	21
Office hours	21
Address	21

SPECIFICATIONS

Overview

Launched in 2003, NAMOH is the perfect balance between opulent luxury and comfortable cruising. The open, spacious interior living areas are highly versatile, easily used for both intimate family gatherings and larger parties. On the upper deck, the wheelhouse offers guests the chance to relax and watch the horizon from a C-shaped settee. Aft, the sky lounge and the aft deck create an inviting space for games or refreshments in the evening. The designers also made excellent use of the exterior spaces, maximizing the seating areas on the main and upper aft decks, adding sun pads forward on the main deck and providing ample lounging space on the panoramic sun deck. An interior refit was completed in April 2016, with updates to all soft goods and new carpet in the skylounge. **August 2016- Recent Intermediate Annual ABS Class Inspections and Certification Complete** In order to expedite the sales process and alleviate any concerns a potential buyer may have, this motivated seller has recently conducted "pre-buy" surveys on the hull bottom, engines and entire electrical system. The recent surveys prove the quality and condition of this well maintained yacht, and can be made available to qualified buyers at the time of the purchase agreement. This will save considerable time and expense for any buyer and proves the veracity and intent of the seller!

Basic Information

Category: Motor Yacht

Sub Category: Tri-Deck

Model Year: 2003

Year Built: 2003

Country: United States

Vessel Top: Enclosed Pilothouse

Fly Bridge: Yes

Dimensions

LOA: 125' 0" (38.10m)

LWL: 105' 0" (32.00m)

Beam: 25' 0" (7.62m)

Max Draft: 7' 2" (2.18m)

MFG Length: 125' 0" (38.10m)

Speed, Capacities and Weight

Cruise Speed: 14 Kts. (16 MPH)

Cruise Speed Range: 3000

Max Speed: 21 Kts. (24 MPH)

Displacement: 412000 Pounds

Gross Tonnage: 323 Pounds

Water Capacity: 2000 Gallons

Fuel Capacity: 9800 Gallons

Accommodations

Total Cabins: 5

Total Berths: 6

Sleeps: 10

Captain Cabin: True

Crew Cabin: 5

Crew Sleeps: 7

Hull and Deck Information

Hull Material: Fiberglass

Deck Material: Fiberglass

Hull Configuration: Semi-Displacement **Hull Finish:** Fiberglass

Engine Information

Engines: 2

Manufacturer: Caterpillar

Model: 3512B

Engine Type: Inboard

Fuel Type: Diesel

DETAILED INFORMATION

Overview

Built by the venerable Cheoy Lee ship yard for an experienced owner, with naval architecture and styling by Dutch master, Frank Mulder. Only her second owner, NAMOH is a combination of volume and style, with great systems and redundancy.

Built to and still in ABS Class, the yacht comprises five staterooms all with ensuite bathrooms. A full beam, on-deck master suite having dedicated his and hers bathrooms and a large, well appointed office.

The main salon, located on the main deck, boasts a large formal dining salon forward with round table seating for up to ten. The enormous sky lounge and adjoining aft deck is a favorite place to lounge, with a large screen TV, formal bar, under-cover dining table and open air hot-tub.

The operational flybridge, with a full steering and navigation station, has copious seating and a large convertible seating/sunpad area, which complements the two sunpads forward of the pilothouse, one deck below.

NAMOH has been owned for many years by a very experienced owner, one that has always demanded perfection and has supplied the budget to an experienced professional Captain and crew, to keep the yacht to that level.

With more volume than a 130' Westport, this yacht has enjoyed a successful charter history due to her volume and design. Whether for private or charter use, a viewing of this yacht is highly recommended, she is ready to go cruising - you will not be disappointed!

Salon and Dining

Entrance to the salon is either through double stainless steel sliding glass doors from the aft deck, or through port and starboard sliding Freeman doors from the side decks. The predominant side entrance is to starboard - opening into a granite-floored entryway with a stairway down to the guest staterooms and up to the Skylounge. The Owners' cabin, galley, and powder room are forward. In the forward section of the main salon is a beautiful custom 7' diameter dining table (with lazy-susan) that seats 10 comfortably. There is a marble-topped buffet forward and long banquettes to port and starboard that are "fiddled" to house crystal, flatware and china. The dining salon is separated from the main salon by a four-posted entertainment center with TV. The seating area consists of 2 sofas and 2 chairs around a coffee table.

- Slide & dog Freeman watertight doors port & starboard forward with granite

entrance

- 7' diameter dining table with 10 chairs
- Sculptured, hand-cut custom carpet
- Stainless steel framed tempered glass double sliding door to aft deck area
- Sony A/V - 300 CD player
- Hand rubbed Makore wood
- Marble buffet forward
- Generous storage cabinets port and starboard
- Satellite TV system with receivers and decoder
- Main deck powder room is located off starboard main entrance foyer
- 40" Samsung TV with Surround Sound

Galley

- Sodalite blue granite tops with brushed-stainless backsplash tiles
- Miele induction stove top
- Miele Diamante stainless dishwasher
- KitchenAid microwave
- Black & Decker toaster oven
- Icemaker
- Access to crew quarters, centerline stairs forward
- Access to dining salon aft
- 2x Sub-Zero stainless refrigerators (700TR)
- Sub-Zero stainless freezer (700TFI)
- Franke Instahot water tap (filtered water)
- 3x Bar stools at breakfast bar
- Franke undermount stainless sink with Franke pull-away sprayer
- 2x Asko dishwashers
- 2x KitchenAid ovens (crew)
- KitchenAid side by side fridge/freezer (crew)
- Access to port side deck

Additional domestic appliances:

- Wine storage: (2) Subzero 424G/O wine storage units; (1) Subzero UC24CI refrigerator
- Additional fridge/freezer: (2) Subzero 259RP full size refrigerators; (1) Full size subzero 700TF freezer; (1) Summit under counter FS62 BI freezer

Master Stateroom

The Master Stateroom is accessed from the starboard main entrance foyer. Proceed through exquisite, custom stained-glass double-entry doors that lead to the master

suite foyer. In this area, a Miele washer and dryer are hidden behind hand rubbed Makore millwork. There is a study area with a desk and two chairs. Proceeding forward past a cedar lined walk-in closet into the stateroom, which offers a king-sized berth, additional hanging locker space, bureaus, a make-up vanity and full entertainment system. **Her** bath (to port) features Persian-gold marble vanity tops, floors and bulkheads with a jacuzzi tub, W.C. and a 15" LCD TV. All hardware is THG/Pierre D'Arras polished gold with crystal faucets. **His** bathroom (stb'd) features the same marble & fixtures with a stall shower and W.C. *It should be noted that all showers have custom frameless doors.

- King-sized bed
- Double door stained glass entry
- Walk-in closet
- 3x Hanging lockers
- Miele front loading washer and dryer
- Office area with desk and (2) chairs
- Sony 32" TV surround sound
- His full shower
- Hers Jacuzzi tub with 13" Sharp LCD TV
- Marble bathroom floors with mother of pearl inlays

Guest Stateroom Foyer

All of the guest staterooms are accessed from the main deck starboard entrance foyer via stairs that lead to a large guest foyer with blue granite-topped cabinetry that houses a Maytag washer and dryer, fridge and a stewardess locker. The lower guest accommodations are finished in quarter-figured Anigre wood and a selection of marble and granite. All guest cabins have fabric walls using the Whisper wall system for ease of replacement.

VIP Stateroom - Aft Starboard

King VIP staterooms port and starboard are mirror images with island king beds. They are beautifully appointed with granite-topped bedside tables, full entertainment systems, including separate U.S. and Caribbean satellite decoders, hanging lockers, bureaus, and ensuite heads aft with corner Jacuzzi tub/showers with Millenium blue granite counters and floors.

- King-sized bed
- Jacuzzi tub/shower combo
- Sharp 25" flatscreen TV, iPod connection, Blu-ray DVD

VIP Stateroom - Aft Port

- King size bed
- Sharp 25" flatscreen TV
- iPod hook-up and Blu-ray DVD player
- Granite vanity tops and floors
- Jacuzzi tub/shower combo (w/emergency exit to engine room)

Guest Stateroom - Forward

- Queen berth
- Sharp 20" LCD TV
- Blue Macuba marble Jacuzzi tub with shower

Guest Stateroom

- Twin berth
- Jacuzzi tub/shower
- Sharp 20" LCD TV
- iPod dock, Blu-ray DVD
- Blue Bahia granite

Captains Quarters

- Double berth
- TV and DVD
- Ensuite head with stall shower

Crew Quarters

The crew quarters are nicely furnished with quarter-figured anigre veneers and corian countertops throughout. All cabins have a TV/ DVDs. The crew mess is accessed from the main deck galley and features a full galley with corian countertops, sink, insta-hot faucet, fridge with icemaker, microwave, toaster oven and 2 sets Miele washers and dryers. There is a remote alarm panel, and TV with DVD player. A separate engineer's cabin is aft by the engine room.

- 5x Crew cabins individually decorated, all with ensuite heads
- TV/DVD/Wi-Fi, satellite
- Miele front loading washer and dryer

- Crew mess table seats six
- Black & Decker toaster oven
- KitchenAid fridge/freezer with icemaker
- Remote alarm panel
- Access to Galley

Pilothouse

The pilothouse features hand-rubbed, quartered Makore veneers with blistered Makore inlay panels. Port and starboard Freeman sliding watertight doors lead to the side decks and Portuguese bridge. The Portuguese bridge has two lounging areas (with adjustable chaise lounges) leading down a center catwalk to the foredeck.

- 2x Wing stations
- Semi-circular viewing sofa with roman gold marble top table (seats 6-7)
- CCTV with camera in engine room and on aft deck
- FLIR infrared camera
- Standard Horizon GX550S VHF
- ICOM M602 VHF
- VEI screen with TRANSAS navigation system
- Anschutz autopilot with jog control
- Satellite compass
- Triple Kahlenberg horns with M-511 control module alarm system
- Kobelt controls Thrane & Thrane mini-M satellite telephone
- KVH Fleet broadband 250 (Mini V-Sat)
- 3x Stidd chairs
- Office area with fax and computer
- Caterpillar CAT vision system
- 2x Furuno 96 mile ARPA color radars
- GSM SXM7T cellular system
- Panasonic PBX internal telephone system
- Wesmar HD800 Series sonar
- Furuno F150 AIS
- Rudder angle indicator
- 5x Sets wipers, intermittent
- Naiad Multi-Sea II roll stabilizer
- Sea 235 SSB radio
- Furuno NX-500 Navtex receiver
- KVH gyro stabilized satellite TV antenna

Skylounge and Entertaining Deck

The huge skylounge deck, aft of the pilothouse, is a great place for entertaining with a

The large skylounge deck, aft of the pilothouse, is a great place for entertaining with a large formal bar in Makore and black galaxy granite that seats five. There is also a large semi-circular sofa around the big screen TV plus a card table and electronic player piano. The powder room off the skylounge features roman-gold marble top with a gravity glass bowl sink and roman-gold marble flooring. Access to the covered deck is via double stainless sliding glass doors aft. This deck features a BBQ grill, table and chairs for 6-8 and a large, round 6-person spa with lots of built-in seating. Access via regular stairs to the flybridge deck above or aft deck below.

- Refrigerator & wine cooler
- Gas grill and fridge
- Access stairs to main aft deck and flybridge
- Stainless steel framed tempered glass sliding doors to large covered deck with table and six chairs
- 6 Person Jacuzzi with built-in seating

Fly Bridge

The thoroughly functional flybridge features a fully-instrumented helm, with a duplication of all electronic equipment and systems. There are (3) Stidd helm chairs, life raft storage lockers port and starboard with quick release doors, each holding (2) 10-man life rafts. There is a semi-circular seating arrangement with a beautiful custom clear Corian inlaid table, which drops down to form a sunpad. Fiberglass hardtop. The bar is set up with sink, fridge and gas grill. The 17' Zodiac Eclipse with 115 hp 4-stroke Yamaha is stowed aft using the 3,000# Marquipt davit.

Aft Deck

This area is generously proportioned with a custom mahogany inlaid hi/lo in/out table that seats 10 comfortably. There is not only access from the aft deck to the skylounge deck via regular stairs, but to the swim platform, walkaround decks and the engine room as well.

Deck Equipment

- All hardware chromed brass, 316 stainless steel or anodized/painted aluminum
- 2x 400' lengths of 5/8" high test galvanized chain
- Fresh water wash down spigots located at foredeck, flybridge, bridge deck and aft deck
- Marquipt davit with 3000 lb. capacity @ 10' w/270 degree power rotation
- Marquipt fully hydraulic, rotating passarelle
- 2x Maxwell VWC 8000 vertical hydraulic anchor windlasses with 5/8" chain gypsy and rope capstan, deck pipe & chain stopper

- 2x 400 lb. Poole type anchors stowed in pockets
- Deck drains with strainers on main and flybridge decks discharging at waterline
1.25" stainless steel rails
- 2x Maxwell VC 3500 warping capstans on aft deck
- Stainless steel bollards
- Stainless steel fairleads

Engine Room

- Twin Caterpillar 3512B diesel engines, 2250 hp each, fresh water-cooled, "deep sump". 7,000 May 2016
- Atlas remote switchboard control (provided in pilothouse) also controls 75 hp electric bowthruster system w/4 control stations
- 2x Northern Lights 65 kW generators, 1800 rpm with hydrostatic mounts, 24 volt DC starting and sound shields. 19,000 & 18,000hrs 4.2016m
- Hamann waste treatment system, or to vented deck fitting for shore side disposal; combined black & grey 630 USG
- Headhunter toilets throughout
- Lube oil change system with 110V AC pump, manifold and hoses to all engines & gearboxes - clean and dirty 150 USG each
- Engineered engine room ventilating system, with Heinen & Hopman intake blowers (temperature & pressure regulated) drawing air in via air/water separators
- 4x Water heaters, 40 gallons each
- Domestic hot water circulating system
- Ultraviolet water sterilizing system
- Sink with fresh water hose bib
- HART Tank Tender (fuel/fresh water)
- Kobelt electronic control station in engine room
- Atlas 60 kva seamless transfer auto parallel
- Alfa Laval MAB103 230 GPH
- Naiad -20" 75 hp proportional A/C electric bowthruster run off
Atlas system
- 30 tons Aquair chilled water air conditioning with fresh air make up
- 2x 1600 GPD Filtration Concepts INC watermakers
- 2x 100 amp shore power cords - 3 phase
- Centek generator mufflers, air/water separator type with side hull discharge
- Wagner hydraulic steering system w/backup electric pump / motor
- ITT Jabsco engine driven emergency bilge pump
- 3x Racor filters for main engines
- Racor filter for generators
- Cartridge stylewater filter unit for fresh water system
- Fuel management system, consisting of fuel shut-off valves, fuel transfer manifold and two fuel transfer pumps connected to a fuel meter and hand pump

- Emergency escape to and from guest accommodations
- Naiad hydraulic pumps on both main engines
- Naiad 410 roll stabilizer/multi-sea control w/19 sq. ft. fins
- Air conditioned engine room
- Watertight entrance door from aft crew area and emergency ladder to aft deck
- Ansul fire protection system
- Bilge/fire pump system
- Naiad electric hydraulic pump

Electrical Equipment

- Atlas TecPower main AC switchboard w/paralleling for 2 x 65 kW generators, seamless transfer & power management
- Atlas main DC switchboard contains metering for all engine room batteries, DC disconnect switch, main DC distribution circuit breakers & engine room DC distribution circuit breakers
- Atlas 60 kva ShorePower classic frequency converter & Smart Box 100 dual cord accessory allow connection of vessel's shore cords to any AC power source in the world
- ShorePower will automatically convert single or 3-phase, any voltage & 50 or 60 hz source to 120/208V AC 3-phase 60 hz power for the vessel main bus
- Atlas remote switchboard control is provided in the pilothouse
- AC/DC electrical panels in control room, in engine room & zone panels throughout vessel
- 3 Stage reverse cycle heating system with 2 kW defrost element in pilothouse
- 110 volt AC/24V AC halogen overhead light fixtures
- 24V DC emergency lights start automatically at loss of AC power (inc. floor & stair lights)
- 2x Glendenning Cablemaster shore power cable retrieval systems for 3-phase, 230VAC, 100 amp service with 100' cables
- Fiberglass battery boxes
- Battery condition indicator
- ACR RCL 600 searchlight with 2 station remote control (flybridge & pilothouse)
- Fully ABS classed switchboard includes automatic load shedding, automatic generator start & control & shore cord selector switches
- ABS classed switchboard also contains emergency lighting controls & circuit breakers
- Wardrobe lights, automatic
- 110VAC receptacles in engine room, galley, heads & exterior are protected with GFI safety breakers
- Isolation transformer (60 KVA), for shore power system (See Atlas)
- 2x Shore telephone & cable TV inlets in swim step locker and foredeck, each w/125' cord

- 2x Headhunter Mach 5 220V AC water pumps with accumulator tank for fresh water system
- Emergency engine start battery parallel system
- 24V DC 210 amp-hour gel battery bank, with 60 amp battery charger and 80 power supply for electronic use
- 2x Banks of 24VDC 210 amp-hour gel batteries for engine starting & ship service
- 24V DC 80 amp battery charger
- 2x Sets of 12V DC 175 amp-hour gel batteries for generator starting
- 6 Spare 24V DC and 6 spare 12VDC circuit breakers
- 80 amp battery 24V charger

Construction

- Hull, deck, interior decks, structural bulkheads and superstructure of core cell cored fiberglass
- Multi-axial E-glass reinforcement
- Integral fiberglass fuel, fresh water and holding tanks
- Vinylester outer laminate and International epoxy barrier system applied to hull under body

Safety & Fire Protection

- Ansul engineered fire protection system
- ITT Jabsco engine driven emergency bilge pump
- Emergency escape to and from guest accommodations
- Bilge / fire pump system
- Watertight entrance door from aft crew area, emergency ladder to aft deck
- ABS switchboard also contains emergency lighting controls and circuit breakers
- Emergency engine start battery parallel system

Exclusions

Owner's personal effects and art work. A full inventory of exclusions to be provided at the time of fully executed Purchase Agreement.

Remarks

Launched in 2003, NAMOH has enjoyed two owners, who have demanded that the yacht be kept in top condition at all times. Built with an eye to longevity and versatility, the equipment list is impressive. As an example, deep sump 3512 Caterpillar engines, allow up to 1,000 hrs between oil changes. Full Atlas shorepower, Alfa Laval fuel

separator and the large Marquipt stern passarelle encourage international exploration. With her large main and upper deck windows combined with high ceiling heights, in combination with hand rubbed Makore and Anigre millwork, colorful stonework and details, such as the soda-blue granite in the galley and lower guest foyer, the interior is light, bright and fun. Thoughtful details are found throughout the vessel, such as the washer/dryer combination in the master suite or the convenience bar with fridge in the lower guest lobby, which allows both guests and crew some autonomy. If you are looking for a well equipped and maintained yacht, that is ready to go cruising, then NAMOH represents one of the best values in her class!

Exclusions


Owner's personal belongings.

Disclaimer


The Company offers the details of this vessel or yacht in good faith but cannot guarantee or warrant the accuracy of this information nor warrant the condition of the vessel. A buyer should instruct his representatives, agents, or his surveyors, to investigate such details as the buyer desires validated. This vessel or yacht is offered subject to prior sale, price change, or withdrawal without notice.

PHOTOS


Salon




Dining




Galley



Lower Staircase




Master Stateroom




Master Stateroom



Master Bath



Master Bath



Guest Stateroom



Guest Bath



Twin Guest Stateroom



Guest Stateroom




Guest Bath



Guest Stateroom







Pilothouse






Pilothouse Seating





Skylounge




Flybridge




Engine Room




Engine Room




Aft View



General Arrangement



125' Cheoy Lee NAMOH



CONTACTS

Andrey Shestakov, leading yacht broker of the sales department of Shestakov Yacht Sales Inc. Shestakov Yacht Sales Inc., the official representative of the Miami/Fort Lauderdale FL headquarters.

Contact details

Email: **andrey@shestakovyachtsales.com**

Web: shestakovyachtsales.com/en/

Telephones

USA: **+1(954)274-4435**

Office hours

Monday – Saturday: **9:00 - 21:00** EDT

Sunday: **closed**

Address



Harbour Towne Marina, 850 NE 3rd St, STE 213, Dania, FL 33004