

## TILLERMAN — GRAND HARBOUR



**Builder:** GRAND HARBOUR

**Year Built:** 2003

**Model:** Cruiser

**Price:** PRICE ON APPLICATION

**Location:** United States

**LOA:** 57' 0" (17.37m)

**Beam:** 15' 10" (4.83m)

**Min Draft:** 4' 6" (1.37m)

**Max Draft:** 4' 6" (1.37m)

**Cruise Speed:** 25 Kts. (29 MPH)

**Max Speed:** 29 Kts. (33 MPH)

Our experienced yacht broker, Andrey Shestakov, will help you choose and buy a yacht that best suits your needs **Tillerman — GRAND HARBOUR** from **our catalogue**. Presently, at **Shestakov Yacht Sales Inc.**, we have a wide variety of yachts available on **our sale's list**. We also work in close contact with all the big **yacht manufacturers** from all over the world.

If you would like to buy a yacht **Tillerman — GRAND HARBOUR** or would like help answering any questions concerning purchasing, selling or chartering a yacht, please call **+1(954)274-4435**

# TABLE OF CONTENTS

---

TABLE OF CONTENTS	2
SPECIFICATIONS	5
Overview	5
Basic Information	5
Dimensions	5
Speed, Capacities and Weight	6
Accommodations	6
Hull and Deck Information	6
Engine Information	6
DETAILED INFORMATION	7
Salon / Wheelhouse	7
Master Stateroom	7
Galley / Dinette	7
Guest Cabin	8
Deck	8
Navigation Electronics	9
Engine Room and Lazarette	9
Electrical	10
Exclusions	11
Disclaimer	11
PHOTOS	12
Salon / Wheelhouse	12
Salon Dinette	12
Belowdecks Aft	12
Companionway Woodwork	12
Galley Cabinetry	12
Galley Cooktop	12
Galley Convection Oven	12

---

Electrical Panel	12
Master	13
Inlaid Burl Door Panels	13
Teak and Holly Sole	13
Guest	13
Twin Berth	13
Bath 1	13
Bath 2	13
Vanity	13
Bow Cushions new colors	14
Foredeck	14
Aft Deck	14
TNT Lift	14
Bench Seating	14
Aft Deck	14
Aft Seating new colors	14
Bench Seating	14
Varnished Toerail	15
Battery Compartment	15
Starboard View	15
Stern View	15
Docked in New York	15
Line Drawing	15
Line Drawing	15
Line Drawing	15
CONTACTS	16
Contact details	16
Telephones	16
Office hours	16

---

---

Address

16

---

# SPECIFICATIONS

---

## Overview

---

Grand Harbour Yachts are built in Kaoshung, Taiwan and have been in business since 1985. Grand Harbour is a low volume builder and each vessel is customized to the original owner's requirements as far as possible within the limits of the original hull design. Grand Harbour can build yachts up to 120', but the majority have been built in the 48'-86' range with models ranging from Motoryachts, Downeast style express cruisers, Raised Pilothouse Long Range Trawlers, Sportfish, and Flybridge Euro Style Sport Cruisers.

"Tillerman" is equipped with both U.S. and European (International) specs. Exquisitely crafted interior woodwork utilizing contrasting Teak or Cherry and burl finishes. Fully found, fitted out for extended cruising and low overall height makes Intracoastal and Great Loop cruising an easy affair. All that you need to enjoy life on the water, ample entertaining space and sun areas on the full width bench seating aft and sunpads on the foredeck. All the quality craftsmanship, materials and machinery you would expect from this Custom Grand Harbour; All new LED lighting throughout, Underwater Exhaust, a sound system with Bose speakers throughout, dining table located adjacent to the galley. Two stateroom, two head layout. Compares favorably to the quality of Alden, Sabre, Eastbay, and the many custom downeast style cruisers. Ready to go for 2018 summer season; fresh bottom paint, compounded and waxed, all engine maintenance current, new upholstery on exterior cushions.

## Basic Information

---

**Category:** Cruiser

**Model Year:** 2003

**Year Built:** 2003

**Country:** United States

## Dimensions

---

**LOA:** 57' 0" (17.37m)

**LWL:** 49' 1" (14.96m)

**LOD:** 57' 0" (17.37m)

**Beam:** 15' 10" (4.83m)

**Min Draft:** 4' 6" (1.37m)

**Max Draft:** 4' 6" (1.37m)

**Clearance:** 13' 3" (4.04m)

---

## Speed, Capacities and Weight

---

**Cruise Speed:** 25 Kts. (29 MPH)

**Max Speed:** 29 Kts. (33 MPH)

**Displacement:** 37000 Pounds

**Water Capacity:** 300 Gallons

**Holding Tank:** 40 Gallons

**Fuel Capacity:** 800 Gallons

---

## Accommodations

---

**Total Cabins:** 2

**Total Heads:** 2

---

## Hull and Deck Information

---

**Hull Material:** Fiberglass

---

## Engine Information

---

**Engines:** 2

**Manufacturer:** Caterpillar

**Model:** 3406 E

**Engine Type:** Inboard

**Fuel Type:** Diesel

---

## DETAILED INFORMATION

---

---

### Salon / Wheelhouse

---

**Teak and Holly sole** fitted though out with carpets over. Mustard colored leather sofa. Large wood topped coffee table with burl inlays. Polished wood furnished fittings complemented with leather trim. New Sharp 32 inch satellite TV. Window blinds and electric liquor dispenser.

The main deck house has hardtop and three sided cabin windows with eisenglass enclosure aft. Helm seating forward to starboard with leather sofa aft and cabinetry with electric lift Flatscreen TV to port. Refrigerator and automatic liquor dispenser. Expertly crafted woodwork with burl inlays. Steps leading aft to teak covered cockpit. Steps up port and starboard to non-skid walk around decks.

---

### Master Stateroom

---

Large Queen-size berth.

Ensuite bath with stall shower

Chest of drawers under bunk.

Reading lights.

S/S portholes with screens.

Full height hanging locker with auto lighting.

19" Sharp Aquos TV/DVD/MP 3 Player.

12v ceiling lights.

Mirrored headboard.

---

### Galley / Dinette

---

Coming down the companionway from the Wheelhouse to port is the galley with full sized GE refrigerator / freezer, Ceramic HOB, GE Microwave, Double Stainless Steel Sink, Insta hot water and filter system. Corian counter top. Dinette is opposite to starboard and has mustard colored leather upholstery.

Teak or Cherry paneling with cedar-lined cabinetry.

Soft vinyl headliner.

Teak and holly flooring and carpets throughout.

Brass or S/S hardware.

All leather seating.

---

## Guest Cabin

---

2 Twin bunks.

Guest bath across hallway doubles as day head.

Hanging locker.

Drawer under bunk.

Reading lights.

10" Sharp TV/DVD.

---

## Deck

---

Bench Seating, teak deck with access to the engine room and aft storage containing various extra ropes ,fenders, life jackets. Large TNT swim platform, aft shower, ropes & lines.

Fresh water wash down system, cockpit.

S/S anchor light bracket.

Double roller anchor pulpit with 2 anchors; 40kg Ultra Anchor on 120' 3/8" chain; 22kg Bruce anchor on chain and rope.

Maxwell Windlass VWC-1500. Second windlass for second anchor

Hynautic, metal ram, 48 x 12 trim tabs.

Sea water wash down, fwd deck.

S/S rudders.

Bronze struts w/cutlass bearing.

S/S shafts.



Bronze propellers.

Bronze through hull fittings.

Zincs on rudders and shafts.

S/S steering wheel.

Windshield wipers and washer.

Transom shower.

---

## Navigation Electronics

---

All RayMarine 120 navigation system. Furuno VHF Radio. Two Raymarine Depth Sounders & Log. . Raymarine Autopilot.

### Electronics

- Color radar / chart plotter at the helm with 4 KW 72-mile open array (uses CMAP NT cartography).
- Raymarine Raynav 300 GPS / WASS combination unit connected via Seataalk to the auto pilot, radar / chart plotter / VHF.
- ICOM IC M-502 VHF located at the main helm station with NMEA data connected.
- Two Shakespeare VHF antenna's 8' white gloss on stainless ratchet mounts.
- KVH Tracvision C3 satellite antenna located on the hardtop.
- Sony A5 DSS receivers. Signal distributed to the master/guest stateroom and the salon TV via modulation.
- Raymarine ST 6000 auto pilot located at the main helm station with T150 core pack.
- JVC stereo CD/DVD player in the master stateroom and salon/helm seating area.
- Samsung flat panel 17" LCD TV located in the master stateroom connected to DVD and SAT.
- Sharp Aquos 22" flat panel LCD TV located in the salon/helm area.
- Bose 151 marine speakers located in the salon/helm seating area.
- 10" marine stereo speakers located in the cockpit with volume control, amplified from the salon stereo.
- 7" marine stereo speakers located under the brow facing the sun deck, amplified from the main salon stereo.

---

## Engine Room and Lazarette

---

Underwater Exhaust

Pressure fresh water system.

Water heater, 20 gal.

Aluminum fuel tanks with sight gauges.

S/S water tank with sight gauge.

FRP holding tank plumbed dockside or overboard discharge.

Common drainage system for sink, deck, shower and bilge.

Color coded copper piping.

5 electric bilge pumps 12v auto and manual switch.

Dripless shaft logs.

Auto fire extinguisher system.

One manual bilge pump.

12v shower sump pumps.

Sea cocks and raw water strainers on all intakes.

Engine room lead/foam sound insulation.

Dual Racor fuel/water separator with cross-over.

Engine room vent blowers.

Engine isolation battery switches.

Aluminum plated floor boards.

110v Fluorescent lights.

Fresh water faucet.

FRP exhaust pipes with muffler.

12v ceiling lights.

Air vents - Delta T.

---

## Electrical

Northern Lights 12 kw Generator w/1000 hrs.

Charles Marine International Booster

2 kw Inverter

All Audio/Video components and Electronics Installed with Uninterrupted Power Supply by APC.

Battery paralleling system.

40 amp battery charge.

Shore power receptacle, 1-50 amp.

Battery select switch.

Reverse polarity indication light.

12v lights in all compartments.

AC/DC distribution panel w/circuit breakers.

Volt and amp meters A/C and D/C.

Bonding sytem.

A/C outlets throughout.

---

## Exclusions

Owner's personal belongings.

---

## Disclaimer


The Company offers the details of this vessel or yacht in good faith but cannot guarantee or warrant the accuracy of this information nor warrant the condition of the vessel. A buyer should instruct his representatives, agents, or his surveyors, to investigate such details as the buyer desires validated. This vessel or yacht is offered subject to prior sale, price change, or withdrawal without notice.

---


# PHOTOS

---


**Salon / Wheelhouse**




**Salon Dinette**




**Belowdecks Aft**




**Companionway Woodwork**




**Galley Cabinetry**




**Galley Cooktop**




**Galley Convection Oven**



**Electrical Panel**



**Master**



**Inlaid Burl Door Panels**




**Teak and Holly Sole**



**Guest**




**Twin Berth**



**Bath 1**



**Bath 2**



**Vanity**



**Bow Cushions new colors**



**Foredeck**



**Aft Deck**



**TNT Lift**




**Bench Seating**




**Aft Deck**




**Aft Seating new colors**




**Bench Seating**



**Varnished Toerail**




**Battery Compartment**




**Starboard View**




**Stern View**




**Docked in New York**



**Line Drawing**



**Line Drawing**



**Line Drawing**



# CONTACTS

---

Andrey Shestakov, leading yacht broker of the sales department of Shestakov Yacht Sales Inc. Shestakov Yacht Sales Inc., the official representative of the Miami/Fort Lauderdale FL headquarters.

## Contact details

---

Email: **andrey@shestakovyachtsales.com**

Web: [shestakovyachtsales.com/en/](https://shestakovyachtsales.com/en/)

## Telephones

---

USA: **+1(954)274-4435**

## Office hours

---

Monday – Saturday: **9:00 - 21:00** EDT

Sunday: **closed**

## Address

---



Harbour Towne Marina, 850 NE 3rd St, STE 213, Dania, FL 33004