

MAXIME — RIVIERA



Builder: RIVIERA

Year Built: 2005

Model: Sport Fisherman

Price: PRICE ON APPLICATION

Location: United States

LOA: 47' 0" (14.33m)

Beam: 16' 8" (5.08m)

Cruise Speed: 27 Kts. (31 MPH)

Max Speed: 30 Kts. (35 MPH)

Our experienced yacht broker, Andrey Shestakov, will help you choose and buy a yacht that best suits your needs **MAXIME — RIVIERA** from **our catalogue**. Presently, at **Shestakov Yacht Sales Inc.**, we have a wide variety of yachts available on **our sale's list**. We also work in close contact with all the big **yacht manufacturers** from all over the world.

If you would like to buy a yacht **MAXIME — RIVIERA** or would like help answering any questions concerning purchasing, selling or chartering a yacht, please call **+1(954)274-4435**

TABLE OF CONTENTS

TABLE OF CONTENTS	2
SPECIFICATIONS	5
Basic Information	5
Dimensions	5
Speed, Capacities and Weight	5
Accommodations	5
Hull and Deck Information	5
Engine Information	6
DETAILED INFORMATION	7
47' Riviera Sportfish Motor Yacht MAXIME	7
General Specifications	7
Construction	7
Salon	7
Galley	8
Master Stateroom	8
Stateroom Starboard	8
Stateroom Port	9
Heads - Master & Starboard	9
Deck	10
Mechanical	10
Electrical	11
Audio/Visual	11
Cockpit	12
Flybridge	12
Exclusions	13
Disclaimer	13
PHOTOS	14
47' Riviera Motor Yacht MAXIME	14

Foredeck	14
Bridge Ladder	14
Dinghy & Davit	14
Dinghy	14
Anchor & Windlass	14
Transom	14
Flybridge 4 Sided Enclosure	14
Bridge Console	15
Flybridge	15
Flybridge	15
Flybridge	15
Bridge Sink & Refrigerator	15
Cockpit	15
Cockpit Table & Chairs	15
Dinette	15
Salon	16
Salon Seating	16
Salon	16
Galley	16
Galley Dishwasher	16
Master Stateroom	16
Master Bathroom	16
Twin Stateroom	16
Twin Stateroom with Washer & Dryer	17
Guest Bathroom	17
Guest Bathroom	17
Engine Room	17
Engine Room	17
Engine Room	17

New AC Units	17
CONTACTS	18
Contact details	18
Telephones	18
Office hours	18
Address	18

SPECIFICATIONS

Basic Information

Category: Sport Fisherman

Sub Category: Convertible

Model Year: 2005

Year Built: 2005

Country: United States

Vessel Top: Bimini Top

Fly Bridge: Yes

Cockpit: Yes

Dimensions

LOA: 47' 0" (14.33m)

Beam: 16' 8" (5.08m)

Speed, Capacities and Weight

Cruise Speed: 27 Kts. (31 MPH)

Max Speed: 30 Kts. (35 MPH)

Displacement: 43200 Pounds

Water Capacity: 164 Gallons

Holding Tank: 40 Gallons

Fuel Capacity: 825 Gallons

Fuel Consumption: 1 Gallons

Accommodations

Total Cabins: 3

Total Heads: 2

Hull and Deck Information

Hull Material: Fiberglass

Engine Information

Engines: 2

Manufacturer: CAT

Model: C-12

DETAILED INFORMATION

47' Riviera Sportfish Motor Yacht MAXIME

The 47' Riviera Sportfish Motor Yacht, MAXIME has the following equipment installed: Bow thruster, Amtico flooring in Salon & Galley; extra fuel option (additional 225 gallons); Veem (5) blade props; Sea Tel Satellite; AC flybridge; davit & dinghy; spare props; new AC; windlass; (2) cockpit freezers; full sunshade; swim platform with ladder; full new flybridge enclosure; bridge freezer; cockpit table and chairs.

General Specifications

- All stainless steel exterior fastenings 316 marine grade
- All stainless steel mirror finish with ground and polished welds
- Antifouling: 2 coats epoxy undercoat, 2 coats antifoul
- Fire extinguishers

Construction

- Hand laid, moulded fibreglass hull, cored deck and flybridge
- Independent compartments throughout hull
- Isophthalic gelcoat exterior (white)
- Solid reinforced GRP keel, chines and hull bottom
- Vinylester resin in first outer layer of hull
- Watertight collision bulkhead forward

Salon

- Air conditioning; reverse cycle, 24,000 BTU (split to galley) New
- Built in storage lockers to starboard with holders for glasses
- AMTICO Floor
- Central vacuum system with accessories
- Electronics console overhead in saloon
- Fridge/Icemaker Combo
- Handrail, stainless steel, recessed into headliner
- Head lining, vinyl with padding
- High quality Amtico flooring at saloon entry door
- Lighting, overhead (DC)
- Lounge - L shape in premium leather with storage/pull out bed underneath
- Rod storage in headliner electric open & close

- Safety indicator panel for monitoring bilge pumps, high water alarms, sump pump, navigational lights & engine room lights

Galley

- Access hatch to storage under galley floor with auto lighting
- Exhaust fan
- Garbage bin
- Grab handle at the end of the galley divide
- High quality Amtico flooring
- Lighting, overhead (DC)
- Panasonic Microwave convection oven
- Overhead lockers
- Raised servery/divider to saloon in solid surface and decorative acrylic
- Recessed electric cooktop, dual element with cover and auto shutoff
- Refrigerator's and Freezers / 2 x 2 Drawer units, refrigerator below, freezer above 110V (U-Line)
- Single lever mixer tap to galley sink
- Solid surface benchtop with stainless steel sink and cover
- Storage cabinets & drawers below and above bench

Master Stateroom

- Access to private ensuite with privacy lock
- Air conditioning: 10,000 BTU with reverse cycle, heat (split to ensuite) New
- Carpet with underlay
- Hanging lockers (x 2), cedar lined with auto lighting
- Hatch - square white with screen and blind
- Headboard - upholstered
- Hull and head linings, vinyl covered with padding
- Mirror over headboard, full width
- Private entrance door
- Provisions for entertainment system located in stb hanging locker- includes AC power & an aerial connection
- Queen walk around berth with innerspring mattress
- Reading and overhead lighting (DC)
- Storage cabinets outboard with positive locking hardware and gas support struts
- Storage under berth including drawers & gas struts for easy access
- Zenith TV

Stateroom Starboard

- Air conditioning: 12,000 BTU with reverse cycle, heat (split to stbd head) New
- Bedside table with drawers
- Built in 3 drawer unit aft
- Carpet with underlay
- Double berth with innerspring mattress
- Hanging locker with cedar lining and auto lighting (DC)
- Hatch - square white with screen and blind
- Headboard upholstered
- Private entrance door
- Reading and overhead lighting (DC)
- Storage cabinets outboard with positive locking hardware and gas support struts

Stateroom Port

- Air conditioning: 4,000 BTU with reverse cycle New
- Carpet with underlay
- Hatch - square white with screen and blind
- Private entrance door
- Reading and overhead lighting (DC)
- Storage cabinets outboard with positive locking hardware and gas support struts
- Storage cupboard with drawers and shelf
- Upper & lower berths (foam mattresses) with storage under lower berth
- Washing Machine/Dryer combination

Heads - Master & Starboard

- Air conditioning with reverse cycle, heat. (Split from cabins) New
- Entrance to ensuite head from master stateroom
- Entrance to starboard head from stbd cabin and companionway
- Exhaust fan
- Hatch - square white with screen and blind
- High quality Amtico flooring (excluding shower)
- Holding tank level indicator
- Overhead and vanity lighting (DC)
- Shower stall with glass partition, frameless glass door, automatic sump pump and shower head
- Storage locker with shelf under vanity benchtop
- Toilet roll holder, towel holder and accessories
- Vacuflush toilet (fresh water)
- Vanity cabinet above sink with hinged, mirror doors
- Vanity with faucet, semi recessed porcelain sink into solid surface benchtop

Deck

- Anchor 27kg (60lb), 70m (230ft) of 10mm (3/8") galvanized chain
- Anchor chain chafe plate fitted to bow sprit
- Anchor locker with rope/chain divider (offset to stbd). Access from hatches on deck
- Anchor safety strap
- Anchor winch vertical with overload protection circuit breaker, suit rope & chain, up & down foot switches & remote to helm
- Bow rail welded stainless steel (316 marine grade, highly polished) with mid safety wire including flag staff and burgee (bow flag)
- Bow roller stainless steel self-loading with secondary rope roller
- Cleats - stainless steel, 11" (x6), Bollards 12" (x2), pop-up (x2)
- Deck hatches x5 (lockable)
- Fender holders (x 4) to Bow Rail (not available with lower helm)
- Moulded non-skid gelcoat deck surfaces
- Rails port & starboard of flybridge above window for safe passage to forward deck
- Rub rail - impact and UV resistant PVC (white) with stainless steel insert strip
- Wash down tap (sea water) at anchor locker
- Novurania dinghy with 40hp Yamaha 4 stroke

Mechanical

- Acoustic & thermal insulation
- New Air conditioning: 24,000 BTU, 16,000 BTU and 10,000 BTU condenser unit
- All through hull fittings on or below the water line fitted with ball valves, all hoses double clamped
- Bilge pumps, auto & manual override x 3
- Bow thruster 8HP with controls to helm/s
- Emergency rudder locking pins
- Engine hatches insulated & removable
- Engine mounts - anti vibration
- Engine room access with ladder
- Engine room flowcoated white
- Engine room lighting AC and DC
- External & internal seawater strainers for main water intakes -engines, generator & air conditioning
- Fibreglass aqualift exhaust system for engines / underwater outlet and bypass
- Fibreglass aqualift exhaust system for generator
- Fire suppression system for engine room with automatic/manual controls
- Fresh water heater - AC & heat exchange
- Fresh water system (pressurised) with dual water tanks, total capacity 620 Litres

(164 US gallons)* (approx) with gauge in galley

- Fresh water tap & hose set in engine room
- Fuel lines all swaged
- Fuel shut-off valves with emergency remote to cockpit
- Fuel tank gauge at helm
- Fuel tank, GRP coated in fire retardant white, 2700 litres (712 US gallons) (approx) with sight gauge
- Holding tank capacity 151 litres (40 US gallons)
- Hydraulic steering
- Oil change system to main engines and genset
- Propellers, nibral five blade (x2) with spare set
- Rudders - aluminium bronze (x2) with zinc anodes
- Shafts duplex stainless (x2) with dripless PSS seals
- Struts aluminium bronze
- Trim Tabs - electric
- Vacuflush sanitation system with switch at helm for overboard pump out and deck fitting for dockside pump out
- Venting dorade system for engine air intakes with mist eliminators

Electrical

- Alternators - independent start bank and independent house bank
- Batteries (maintenance free) - Independent port & stbd start (total x 4), House (x2) and Genset start (x1)
- Battery banks individually isolated
- Battery chargers, automatic-70 AMP/12VDC and 20 AMP/24VDC
- Battery paralleling system for emergency engine starting
- Bonding system, to all metallic hull fittings under the water line with zinc anode including galvanic isolator
- Electrical control centre with back lighting AC/DC thermal/magnetic circuit breakers, voltmeters, amp meter
- Engine monitoring including instrumentation, alarms and hour meters
- Engine room lighting (AC) and (DC)
- Generator - Onan EQD 11 kw/50Hz - 1350 hours
- Navigation lights (international standard)
- Wiring coded, numbered & loomed

Audio/Visual

- Flybridge - AM/FM Stereo CD player with 4 speakers to flybridge
- Master stateroom - (Forward) - AM/FM/CD player including 2 speakers
- Salon - TV, stereo & DVD

Cockpit

- Access ladder to flybridge
- Cockpit floor reinforced with alloy plate for future game chair or table
- Cockpit hatches with heavy-duty stainless steel lock downs and gas struts for lazarette storage and bilge access
- Cool box portside, refrigerated, top loading with lid & gas strut
- Door to Saloon - tinted tempered glass
- Double action manual bilge pump for engine room
- Dual purpose box locker located starboard forward corner.
- Includes rubbish bin and 4 x PVC containers (bin and containers can not be used simultaneously)
- Engine room access (lockable)
- Fair leads (x 2) rear corners
- Grab rails to assist access to side decks
- GRP moulded locker doors to storage with integral toe kicks
- Hand held shower hot & cold (Fresh water)
- Large removable fishbox, pumpout facility and 2 hatches
- Lighting - flood lights, overhead and courtesy (DC)
- Self draining cockpit to the stern
- Sink with mixer tap (hot and cold), moulded into engine room access door
- Steps to side decks port & starboard
- Tackle locker fitted above cockpit cool box
- Transom door GRP opening outwards with lift up bridge
- Wash down tap (fresh water)
- Wash down tap (sea water)

Flybridge

- AC receptacle weather proof under console
- Autopilot with gyrocompass
- Chain counter
- Compass, 4.75" with light
- Console aft, with comprehensive electronic engine instrumentation and vessel controls
- Courtesy Lights
- Dash cover (White)
- Depth sounder system
- Electronic engine control unit, twin lever gear & throttle
- Helm & companion chair fully adjustable (Pompanette Tournament) with footrests
- Helm chair covers x2 (white)
- Helm electronics with 12VDC feed, main circuit breaker protected

- Lockable hatch to flybridge
- Lounge seating forward
- Overhead and courtesy lights
- Rail portside of console at helm
- Rails on rear of flybridge including midrail
- Refrigerator (12V), flybridge port aft
- Safety monitoring panel for bilge pumps, sump pump,
- navigation lights, engine room lights and high water alarm
- Sink with drainboard and faucet (hot and cold), moulded into flybridge
- Steering wheel - Destroyer
- Storage lockers (GRP)
- Wrap around front windshield/deflector
- Clarion stereo with CD & VHF
- ICOM VHF
- Side power thruster
- Simrad autopilot
- Northstar GPS - plotter
- Northstar radar sounder
- Furuno RD30 depth

Exclusions


Owner's personal belongings.

Disclaimer

The Company offers the details of this vessel or yacht in good faith but cannot guarantee or warrant the accuracy of this information nor warrant the condition of the vessel. A buyer should instruct his representatives, agents, or his surveyors, to investigate such details as the buyer desires validated. This vessel or yacht is offered subject to prior sale, price change, or withdrawal without notice.

PHOTOS

47' Riviera Motor Yacht MAXIME



Foredeck




Bridge Ladder



Dinghy & Davit




Dinghy




Anchor & Windlass



Transom



Flybridge 4 Sided Enclosure



Bridge Console



Flybridge



Flybridge



Flybridge



Bridge Sink & Refrigerator



Cockpit



Cockpit Table & Chairs



Dinette



Salon



Salon Seating



Salon



Galley



Galley Dishwasher



Master Stateroom



Master Bathroom



Twin Stateroom



Twin Stateroom with Washer & Dryer



Guest Bathroom



Guest Bathroom



Engine Room




Engine Room



Engine Room



New AC Units



CONTACTS

Andrey Shestakov, leading yacht broker of the sales department of Shestakov Yacht Sales Inc. Shestakov Yacht Sales Inc., the official representative of the Miami/Fort Lauderdale FL headquarters.

Contact details

Email: **andrey@shestakovyachtsales.com**

Web: shestakovyachtsales.com/en/

Telephones

USA: **+1(954)274-4435**

Office hours

Monday – Saturday: **9:00 - 21:00** EDT

Sunday: **closed**

Address



Harbour Towne Marina, 850 NE 3rd St, STE 213, Dania, FL 33004