

GINGER — OUTER REEF YACHTS



Builder: OUTER REEF YACHTS

Year Built: 2009

Model: Motor Yacht

Price: PRICE ON APPLICATION

Location: United States

LOA: 65' 0" (19.81m)

Beam: 18' 6" (5.64m)

Max Draft: 5' 0" (1.52m)

Our experienced yacht broker, Andrey Shestakov, will help you choose and buy a yacht that best suits your needs **GINGER — OUTER REEF YACHTS** from **our catalogue**. Presently, at **Shestakov Yacht Sales Inc.**, we have a wide variety of yachts available on **our sale's list**. We also work in close contact with all the big **yacht manufacturers** from all over the world.

If you would like to buy a yacht **GINGER — OUTER REEF YACHTS** or would like help answering any questions concerning purchasing, selling or chartering a yacht, please call **+1(954)274-4435**

TABLE OF CONTENTS

TABLE OF CONTENTS	2
SPECIFICATIONS	3
Overview	3
Basic Information	19
Dimensions	19
Speed, Capacities and Weight	19
Accommodations	19
Hull and Deck Information	19
Engine Information	19
PHOTOS	20
CONTACTS	29
Contact details	29
Telephones	29
Office hours	29
Address	29

SPECIFICATIONS

Overview

GINGER, as all Outer Reefs, is built to perform solidly in adverse sea conditions as well as providing comfortable cruising in elegant surroundings. GINGER has been maintained with an open checkbook and has undergone substantial upgrades since her original construction. The owners of GINGER have vast cruising experience and have outfitted her for true long range and live-aboard cruising in the Pacific Northwest.

WALKTHROUGH

This 2009 65' Outer Reef quickly catches your eye with her stunning red Awlgrip fashion stripe. With an 18 ft. 6 in. beam, this yacht has much greater volume than most yachts of equal length. There are dual staircases from her extended swim platform, with 8 blue underwater lights, leading to a fully enclosed aft deck. The aft enclosure is made of high quality polycarbonate panels that can flip up and attach to the ceiling or slide to open and canvas covers for the hawse pipes and scupper drains to retain heat in colder climates. The aft deck has built-in bench seating with storage below and a teak table on sliders that can seat up to 6. There is also a wet bar with a built-in fridge and ice maker. There are two cameras on the aft deck: one to monitor the swim platform and surrounding areas from the helm for docking and the second to monitor towing a tender. The ladder to starboard gives access to the flybridge and has stainless steel hooks on the back for foul weather gear. Wing doors to port and starboard along with the upgraded enclosure allows use of the aft deck in any weather.

The main salon is entered through double doors with Phantom screens from the aft deck and features a recently reupholstered L- shape settee, including new foam. The recently refinished hi/lo teak table can be operated with a single hand and opens for extra seating. New swivel chairs and two matching ottomans, both with storage, create a cozy setting for entertaining and dining. A breakfront separating the salon and galley houses a new flat screen Smart TV and Bose surround sound. There are also several built-in cabinets and a wet bar. Substantial upgrades to the décor include a beautiful teak and holly sole throughout and generous use of burl veneer as an accent to the warm teak interior. New window coverings with dual options, sheer or black-out.

Forward and up two steps is the galley. The galley has full appliances including a gas Jenn-Air stove, microwave, french door fridge/freezer and voluminous storage. Counters and backsplashes were upgraded to granite. A convenient day head is just opposite the galley.

The pilothouse has a large, comfortable L-shaped settee and table, an upgraded Stidd helm chair and port and starboard doors with Phantom screens. The enlarged helm

console is home to an extensive electronics package including a recently added Furuno NavNet VX2 with charts for Canada and Alaska and FLIR night vision. Also occupying the helm station are monitors for the water maker, Xantrex house bank monitor, solar panel charging, and Pyrometers to measure exhaust temperatures. The boat can be docked remotely by your choice of a Glendinning wired hand held remote with plug in receptacles on the fly bridge, Portuguese deck, and aft deck or a wireless Yacht Controller. There are two staircases from the pilothouse, both on the starboard side, one leading to the fly bridge, and the other to the owner and guest staterooms below. All of the windows in the pilothouse have black screens to help reduce solar gain. All windows aft of the pilothouse doors have full shades offering dark or light capabilities for both light and privacy.

The VIP stateroom has a queen berth with spacious drawer storage below. There are twin hanging lockers and a flat screen TV which drops down from the ceiling when in use. The private ensuite head and shower has upgraded granite counters and a teak mosaic tile floor in the shower.

Moving aft, the second guest stateroom is to port with a double berth and single berth above, a hanging locker, drawer storage and a flat screen TV. This stateroom also has an ensuite head and shower with granite counter tops.

Opposite the port guest stateroom are a full-size washer and dryer and a storage locker. A 25,000 btu bus heater with a 24 volt 3 speed fan located under the port cabin berth uses hot water from the engines to provide heat for the lower passageway and master head.

The master suite is amidships with a custom made king mattress hinged for easy access to storage under the berth, walk-in hanging locker forward, as well as a second large hanging locker, full-height drawers and cabinets that are full-width on the aft bulkhead of this stateroom. Opposite the end of the berth is a dresser with storage above and a flat screen TV. The master head is to port featuring dual sinks, granite counter tops, medicine cabinets and shower. The center door aft from the master leads to a watertight door with viewing port and entry to the engine room.

The six-foot-plus headroom and ease of access to all systems makes engine room movement hassle free. In addition to the twin CATs, there are 2 generators, a water maker, hydraulic system, A/C systems, fuel polisher, and newer blankets on the main engine exhaust.

Aft of the engine room is another watertight door to a combination crew quarters/4th stateroom with head and storage area. Moving all the way aft is the opening watertight transom door to the extended swim platform.

An Outer Reef flybridge may be the largest flybridge of any 65' series produced with a full-width hardtop. Ginger features a full enclosure with a glass panel in front of the helm with a wiper for inclement operating. The flybridge helm features many repeater

electronics and two Stidd helm chairs. There are built-in settees with a full height table on slider to starboard, and a hammock and a stand-alone ice maker to port. Also on the port side is a large hassock that can be pushed into a settee to form a nice place to lay down or pushed out and used as a conversation area. Aft of the settees is a service area featuring a gas BBQ grill, wet bar with refrigerator/icemaker and built-in storage. The boat deck has a deck freezer with newer cover and can comfortably hold a tender up to 15 1/2 feet.

The Outer Reef 650 series has full covered walk-around decks and Portuguese bridge forward with an opening gate door to the fore deck. There is recently reupholstered built-in seating and just forward on the foredeck houses a dual capstan hydraulic windlass with a 110 lb. polished stainless steel plow anchor and a 154 lb. Rocna anchor.

CONSTRUCTION

- Hand laid-up FRP hull with PVC foam sandwich construction above the waterline
- Vinylester barrier lamination for osmosis protection
- Hand laid-up FRP deck/house and flybridge with PVC foam sandwich construction
- Full length longitudinal engine stringers and athwartship stringers
- Windows with 3/8" tempered glass in salon, 1/2" tempered glass in pilothouse
- Rub rails with stainless steel capping
- Bilge area finished smooth and coated with epoxy paint
- Built-in swim platform with stainless steel swim ladder and rails Quiet Roll integrated spray rail system
- Wheelhouse Marine Maintenance System

MECHANICAL

- Twin Caterpillar C-9 Acert (503 bhp) diesel engines w/ZF 360 A transmissions and electronic instruments for dual stations (3200 hours)
- Troll valves
- Twin Northern Lights 16 kw generators with sound shields (3900 hours)
- ABT Trac 220 stabilizers with 7.5 sq. ft fins
- ABT 25hp hydraulic bow and stern thrusters with proportional controls (2 stations)
- Glendinning engine controls for dual stations

- Glendinning handheld engine remote control w/plug in receptacles on flybridge, Portuguese deck and aft deck
- Underwater exhaust system with bypass and FRP mufflers
- Pyrometers for the exhausts with readouts at the lower helm
- New blankets for the exhausts on the mains
- Northern Lights uplift water exhaust system
- Tides packless shaft seals w/one spare seal for each shaft
- Stainless steel propeller shafts with 2 sets of propellers
- Propeller puller and wrench
- PropSpeed added to the running gear
- Fiberglass drip pans under engines.
- Stainless steel struts with bearings
- Two (2) Racor 75/1000 max dual fuel filters for main engines
- Two (2) 1000 max single fuel filter for generators
- Emergency tiller lock mechanism
- Teleflex hydraulic steering system for dual stations
- Reverso oil change system for engines, generators and transmissions
- Ball-valve bronze seacocks on all through-hulls below waterline
- ESI 120 volt fuel polishing system
- Groco 24v fuel transfer pump
- 230v Cruisair chilled water A/C system – Soft Starts installed to A/C compressors to lower amperage (2011)
- Yacht Controller wireless remote for docking
- Extensive spares for cruising

ELECTRICAL

- Twin Northern Lights 16kw (60hz) generators with sound shields. Both generators have had 2500 hour service as per manual including new injectors and rebuilt

injector pumps - ready to go until 5000 hours

- Main electric distribution panel with gauges and circuit breakers for 230/115v AC system and 24/12v DC system (AC panel can be used for either 50 amps or 110 amps)
- Accessible wiring raceway throughout
- Six (6) 1530 watt solar panels charging the house battery bank with remote meter in overhead of lower helm
- Batteries in FRP boxes:
 - 1. Two (2) engine banks with 2 AGM 8d-225ah batteries for each bank
 - 1. Two (2) house banks with 2 AGM 8d-225ah batteries for each bank plus 2 Additional Lifeline AGM 8d-225ah batteries-total of 6 (all new in May 2015)
 - 1. Two (2) generator banks with 1 AGM 30h-200ah battery each
- One (1) 24v and one (1) 12v battery chargers
- Xantrex Link Pro in lower helm overhead to provide status of house bank of new Lifeline AGM 8d batteries installed May 2015
- Two (2) battery isolators
- Two (2) 115v AC and two (2) 24v DC engine room blowers
- 115v AC electrical outlets throughout with upgrade addition of 2 extra outlets in galley and 2 extra outlets in pilothouse.
- GF outlets for heads and exteriors
- Dimmer switches (16) for overhead lights on aft deck, salon, galley, pilothouse, VIP, guest and master cabins
- Three (3) 24v DC head ventilation blowers
- Bilge blower in forward section
- 24v to 12v DC Converter
- Two (2) Danforth 5" magnetic compasses
- Copper bonding system to all underwater fittings with zinc anodes
- Engine battery interconnection system
- Glendinning 50 amp cablemaster with 75' of cable on transom and additional 50

amp shore power inlet

- Two (2) shore power inlets with rotary switches to select fore and aft inlets and one (1) TV/phone inlet on fore deck
- Two (2) Marinco 75 ft. 50 amp power cables
- Inlet for TV/cable, phone on transom
- 4kw (24v DC to 115v AC) Trace Inverter
- Two (2) Charles Isoboost 50 amp rating isolation transformers
- Kahlenburg D-OA dual trumpet air-horn w/compressor
- 24v DC Chart lights
- 24v DC courtesy/step lights throughout w/automatics in wardrobe
- 24v DC overhead halogen fixtures throughout
- 24v DC rope style valance in salon and staterooms
- 115v AC LED and 24v lights for engine room
- Five (5) Aqua Signal navigation lights
- Two (2) Prop shaft brushes
- Shoreline power transfer rotary switches
- 25,000 BTU bus heater with a 24 volt 3-speed fan under port bunk that vents into the lower companionway and the master bath

PLUMBING AND TANKAGE

- Bilge high water alarm system with pilothouse warning panel
- Four (4) automatic 24v DC bilge pumps and emergency bilge suctions on engine
- One manual bilge pump in engine room
- Two (2) automatic 24v DC shower pumps
- Three (3) aluminum fuel tanks with a 2,200 total gallon capacity
- Stainless steel 400 gallon water tank
- Rigid fresh water pipes and color coded copper fuel lines

- FRP 100 gallon holding tank with macerator pump
- Cleanout and sight gauge for tanks
- Tank gauge for fuel and water tanks
- Stainless steel fuel manifold system (supply & return)
- Headhunter XR-124 fresh water pump with Headhunter X-Caliber (24v DC) back-up fresh water system
- Two (2) 20 gallon 115v AC water heaters connected to engine heat exchanger
- Shore water inlet on transom
- Fresh water faucet in engine room
- Grohe single level mixing taps for sinks in galley, heads and showers
- Five (5) Techma electric marine toilets with y-valves and sanitary hose for all discharge plumbing
- Transom shower in recessed box with hot & cold water supply
- Wash down fresh water outlets on fore deck, aft deck and flybridge
- Salt water wash down pump with outlet on fore deck
- Village Marine 1200 gpd reverse osmosis watermaker
- Yachtmate water softening system
- Yachtmate Spot Zero 2000 gpd dockside water osmosis watermaker (15 ppm product water)
- Remote for the watermaker
- Sterilight UV water treatment system
- 3M water filtration system to refrigerator

ENGINE ROOM

- Acoustically insulated, lined with sound absorbing material
- Edura coin dot flooring
- Fresh water hose bibb
- 115v GF outlets with waterproof covers

- 115v AC and 24v DC LED lighting
- Sea chests
- Stainless steel safety rails in engine room
- Two watertight bulkheads
- Watertight aluminum engine room doors with sight windows
- Custom stainless steel tool box and mounting
- Vice

DECK EQUIPMENT

- 75 lb CQR polished stainless steel anchor in storage as a spare in the port chain locker
- 110 lb polished stainless steel plow anchor with 300 ft of 3/8" ht chain
- 154 lb Rocna anchor with 300 ft of 3/8" ht chain
- Anchor wash down pump
- Dual anchor chute/roller with Twin Maxwell HWVC3500 hydraulic horizontal windlass
- Hull and deck house sides in white color gelcoat
- White gelcoat with cream non-skid on decks
- Two coats of black antifouling paint over five (5) coats of epoxy primer on ships bottom
- Stainless sterel framed plexiglass hatch on fore deck
- Stainless steel framed tempered glass portlights with screens
- FRP flush hatch over chain locker
- Eight (8) stainless steel hawser holes with cleats
- FRP watertight doors on both sides of pilothouse and transom
- Stainless steel railings on main deck
- US Coast Guard Safety package
- ACR model #10D (24v DC) searchlight with dual station controls

- Aft deck bench seat with storage beneath
- Aft deck teak table has been modified to slide horizontally and recently refinished
- Awlgrip red fashion stripe on hull below caprail
- Teak on swim platform and steps
- Extended swim step with the ability to turn the centerline staple to provide assistance in boarding the dinghy
- Stainless steel breast plate
- Two (2) additional lights over aft deck - total of 4
- Wing doors port and starboard on aft deck
- Full enclosure on aft deck with sliders
- Canvas covered hawse pipes and scupper drains on aft deck
- Bolon woven vinyl floor matting on aft deck and flybridge
- Sun shade blinds on aft deck
- Second camera on aft deck
- Marquipt side boarding ladder, attachable at all four gate doors
- Twin LED transom spotlights in custom mounts
- Cabinet on aft deck with sink and U-line refrigerator
- Stainless steel ladder/hatch from aft deck to flybridge/boat deck on port side
- Textilene Plush Mesh sunscreen for pilothouse and side windows
- Deck freezer on boat deck with a new cover to keep water from collecting around the seal
- Sunbrella cushions for aft deck and Portuguese seats
- Canvas covers for all exterior necessities: foredeck bench seat, windlass, pilothouse windows, ACR searchlight, BBQ gas grill, flybridge electronics control panel, flybridge settees, two Flybridge Stidd helm chairs, boat deck windscreen, aft deck settee and table, and dinghy and outboard
- New bow cushions (February 2016)
- Stainless steel butt caps for the flag and burgee staffs

- Dinghy cradle and flush tie down eyes for tender
- Chain snubber for anchor
- Eight (8) LED underwater lights - 4 under the transom and 2 on each side of the aft deck
- Six (6) 45' ¾" dock lines
- Four (4) 65' ¾" dock lines
- Two (2) 60' 5/8" mooring lines
- Five (5) Polyform F7 fenders
- Two (2) inflatable fenders
- Eight (8) fender covers
- Fourteen (14) fender lines

FLYBRIDGE

- Exclusive full beam flybridge
- Full enclosure with glass insert and windshield wiper
- Sliders for flybridge enclosure
- Molded FRP instrument console
- Sliding hatch and stairs down to pilothouse with screen
- Stainless steel safety rails on flybridge/boat deck
- Hard top over flybridge with two (2) built-in lights facing aft
- Radar arch
- L-shaped FRP bench seats with storage beneath and an FRP table
- Table recently modified to slide horizontally
- Second flybridge table is available upon request
- Hammock on the port side of the flybridge - great spot to watch the wildlife from
- New cushions and upholstery on the flybridge ottoman
- Venturi windscreen with stainless steel grab rails

- Cabinets for wash basin, U-line refrigerator/icemaker & DCS BBQ grill behind seating with two (2) 20 lb propane tanks with regulator hoses and solenoid control panels and gas alarm to monitor gas tanks
- Ice maker on port side of flybridge
- 1,500 lb. Brower davit with hydraulic rotation
- Removable safety rail added at stern
- Novurania 430 DL with Yamaha 60 hp
- Two (2) Stidd helm chairs, low back admiral with powder coated base and naugahyde seats
- Outlets for TV on flybridge and aft deck
- Removable stainless steel ladder from boat deck to hardtop
- Sony stereo system
- Port FRP table converted to large ottoman/foot rest

ELECTRONICS

- Nobeltec and Navionics electronic charts
- AIS (class A) Transceiver tied across the system
- Three (3) Raymarine E120 chartplotters
- Raymarine 17" display
- Raymarine 4' radar/plotter
- Additional Furuno NavNet VX2 radar/plotter with charts for Canada and Alaska
- Two (2) Raymarine Ray 240 VHF radios
- Two (2) Raymarine Raystar GPS's
- Two (2) HP laptop computers for Nobeltec: Nobeltech Navicolor 3000 installed on computers
- Nobeltech charts: East Coast, Canada, Bahamas, Caribbean
- Four (4) Raymarine charts: East Coast, Canada, Bahamas, Caribbean
- KVH FB500 Satellite Trac phone and internet

- Wave Wi-Fi high gain wireless signal antenna
- Raymarine SR 100 Sirius Sat weather
- Raymarine Tri Data log
- Raymarine ST60 depth finder
- Two (2) Raymarine ST60 rudder angle indicator
- Raymarine ST60 speed indicator
- Raymarine ST60 wind speed indicator
- Speco loud hailer/horn
- Two (2) SIMRAD AP 25 auto pilots
- KVH Tracvision M7 Sat TV
- ICOM IC-M 802 SSB
- Wireless routers
- Three (3) security cameras - two (2) on aft deck and one (1) in engine room
- Flir night vision

PILOTHOUSE

- Full beam helm console
- Stidd helm seat, 550-XL Luxury Admiral with polished stainless steel base and Ultra leather upholstery
- L-shaped settee with teak table
- U-Line 24-bottle wine cooler under flybridge stairway
- Door between galley and pilothouse
- Remote for watermaker
- Solar panel controller and monitor
- Xantrax Link Pro for house bank monitoring

GENERAL INTERIOR

- Three stateroom, three head layout with crew quarters aft

- Teak veneer paneling and vinyl coverings on bulkheads with burlled inlay on window mullions
- Teak and holly cabin sole through out
- Teak framed mirrors and full height mirror on wall outside master shower
- Foam backed removable headliner
- Nutone central vacuum system
- Automatic lighting in hanging lockers
- Drawers finished with Formica and include full extension guides
- Satin varnish on interior teak
- 12 additional overhead lights in salon, pilothouse, crew quarters and staterooms
- New window coverings for all windows aft of the pilothouse doors with the light/dark option for privacy with light if desired
- Teak overhead grab rail in salon
- TV Breakfront on port side forward of salon
- Four (4) wall sconces with dimmer switches
- Wet bar cabinet forward of salon to starboard
- Custom Crystal and Chinaware fiddles in drawers and cabinets
- New swivel chairs and ottomans with storage in both
- Salon table was recently refinished and has a new lifting mechanism
- New foam cushions and upholstery on salon settee
- Full set of Phantom Screens
- LED lights in every fixture, including the running lights, with one halogen bulb in each area that is controlled by a dimmer

AV EQUIPMENT

- Televisions
 - 1. Salon – new Smart TV
 - 1. Master – Samsung HDTV and BluRay DVD

- 1. VIP- 21" TV/DVD-drop down from overhead
- 1. Port guest and crew quarters - 21" TV/DVD
- 5 x Direct TV USA settop BOX
- 5 x Direct TV Latin America
- Multi-Zone LMB for Sat TV antenna (USA/Latin America)
- NEW BOSE Multi-Zone surround sound stereo system in salon and pilothouse (October 2015)
- DVD/CD player
- UPS for salon AV equipment
- IPOD jack in salon
- Pioneer 4-speaker stereo system on flybridge
- Sirius radio unit
- Cellular and WiFi amplifiers installed and working with Wi-Fi for the entire boat

GALLEY

- Granite counter tops and backsplash
- Grohe Europlus II pull-out chrome spray faucet
- GE French door Refrigerator w/teak paneling
- Sharp Microwave Oven
- Jenn-Air gas range
- Insinkerator garbage disposal
- Fisher-Paykel Double Drawer Dishwasher
- 12" Trash compactor w/teak paneling

INTERIOR AND STATEROOMS

- Full beam master with king size berth, ensuite head with shower
- Cantalupi chrome reading lights
- VIP stateroom fully forward with Queen berth, ensuite head with shower

- Guest stateroom to port with double berth with upper twin berth ensuite head with shower
- Nobeltec transmitted to stateroom TV's
- Toshiba TV and DVD in VIP cabin
- Mosaic tile in three (3) showers
- Shoji screens in master
- Safe installed in master closet
- Coin dot flooring under master sole for clean storage
- Gun locker behind master headboard
- New custom hinging innerspring mattress in master stateroom by Seattle Mattress (Fall 2015) to provide easy access to storage under the king berth
- Bureau drawers, lockers and shelves in lieu of standard vanity in master
- Double sinks in master bath
- LED vanity lights installed in master head July 2012
- Magnifying make-up mirrors in master, VIP and port heads
- Additional shelves on hull sides in VIP
- Bosche washer and dryer in below deck hallway
- Full height locker next to washer/dryer
- Varnished teak chairs with chair pads
- Exterior fabric upgrade for settees
- Bolon woven vinyl matting - aft deck
- Two (2) armchairs with matching ottomans in salon, both with storage
- All new Hunter Douglas window coverings in main salon (January 2015)
- Draperies in pilothouse
- Custom throw pillows throughout
- Area rug in main salon

- Porthole shades in stateroom showers
- Fitted bed linen for each stateroom
- Custom bed spreads for each berth
- New upholstery on the sofa in the salon
- Wall paper in day head

CREW QUARTERS AND LAZARETTE

- Crew quarter/lazarette layout with two single berths, dresser with drawers starboard with lockers below, combination head/shower to port, teak joinery, Edura coin dot flooring, foam backed vinyl overhead
- Sharp microwave oven
- GE compact refrigerator
- Granite counter top
- Shelves for parts and optional equipment
- Two port holes on hull sides in crew quarters

SAFETY EQUIPMENT

- Fireboy fire suppression system, including both intake and outlet air shutdown system with aluminum louvers in engine room
- Five (5) Kidde ABC fire extinguishers
- Electrical/electronics fire extinguisher on bridge
- CO2 fire extinguisher in engine room
- Three (3) ABC fire extinguishers
- RFD solas type A life raft for 8 persons
- Ten (10) life jackets type two USCG
- EPIRB, type A with GPS, self deploying
- Two (2) life rings with supports
- Ten (10) flares
- Five (5) smoke detectors

Basic Information

Category: Motor Yacht

Sub Category: Flybridge

Model Year: 2009

Year Built: 2009

Country: United States

Fly Bridge: Yes

Dimensions

LOA: 65' 0" (19.81m)

Beam: 18' 6" (5.64m)

Max Draft: 5' 0" (1.52m)

Speed, Capacities and Weight

Displacement: 93500 Pounds

Water Capacity: 400 Gallons

Holding Tank: 100 Gallons

Fuel Capacity: 2200 Gallons

Accommodations

Total Cabins: 3

Crew Cabin: 1

Hull and Deck Information

Hull Material: FRP

Engine Information



Engines: 2

Manufacturer: Caterpillar

Model: C-9

Fuel Type: Diesel







PHOTOS

























CONTACTS

Andrey Shestakov, leading yacht broker of the sales department of Shestakov Yacht Sales Inc. Shestakov Yacht Sales Inc., the official representative of the Miami/Fort Lauderdale FL headquarters.

Contact details

Email: **andrey@shestakovyachtsales.com**

Web: shestakovyachtsales.com/en/

Telephones

USA: **+1(954)274-4435**

Office hours

Monday – Saturday: **9:00 - 21:00** EDT

Sunday: **closed**

Address



Harbour Towne Marina, 850 NE 3rd St, STE 213, Dania, FL 33004