

CONNIPTION VI — VENTURE BOAT COMPANY



Builder: [Venture Boat Company](#)

Year Built: 2009

Model: Center Console

Price: PRICE ON APPLICATION

Location: United States

LOA: 39' 0" (11.89m)

Beam: 10' 8" (3.25m)

Max Draft: 2' 7" (0.79m)

Our experienced yacht broker, Andrey Shestakov, will help you choose and buy a yacht that best suits your needs **Conniption VI — Venture Boat Company** from our catalogue. Presently, at **Shestakov Yacht Sales Inc.**, we have a wide variety of yachts available on our sale's list. We also work in close contact with all the big yacht manufacturers from all over the world.

If you would like to buy a yacht **Conniption VI — Venture Boat Company** or would like help answering any questions concerning purchasing, selling or chartering a yacht, please call **+1(954)274-4435**

TABLE OF CONTENTS

TABLE OF CONTENTS	2
SPECIFICATIONS	4
Overview	4
Basic Information	4
Dimensions	4
Speed, Capacities and Weight	5
Accommodations	5
Hull and Deck Information	5
Engine Information	5
DETAILED INFORMATION	6
Helm Station	6
Cuddy Cabin	6
Cockpit	6
Engines	7
Exclusions	7
Disclaimer	7
PHOTOS	8
Bottom, Port Side	8
Bottom, Port Side	8
Yamaha F350	8
Cuddy/Fridge	8
Electrical Panel	8
Port Cuddy	9
V-Berth	9
AC	9
Sink/Storage Cabinet	9
Microwave/Sink	9
Forward Seating	10

Hardtop	10
Head/Rod Storage	10
Helm	10
Refrigerated Fish Box	11
12 Volt Freezer	11
Additional Cooler	11
Pompanette Fighting Chair	11
Transom	12
Live Well	12
Swim Ladder	12
Tackle Storage	12
Raymarine E 120, Port	13
Raymarine E 120, Starboard	13
Bow Thruster	13
Foot Rest Storage	13
Helm Seat	13
Outriggers	14
Rocket Launcher	14
Radar	14
Rupp Outrigger	14
CONTACTS	15
Contact details	15
Telephones	15
Office hours	15
Address	15

SPECIFICATIONS

Overview

Huge Reduction, Only \$199,000.

2015 Triple Axle Trailer Included!

2009 Venture 39 Cuddy

50 MPH Boat!

Stored On A Lift Since New. 1 Owner, Loaded With Options.

- Twin Yamaha F350 4 Strokes.
- Dual Raymarine E 120 Plotters with Radar.
- Raymarine Autopilot.
- Side-Power Bow Thruster.
- Westerbeke Generator.
- Air Conditioning.
- Refrigerated Fix Box.
- Rupp Outriggers.
- Transom Live Well.
- 110 Volt Deep Freezer in Cockpit.
- High Speed Bennett Trim Tabs.
- Spare Props.
- Triple Axle Trailer - 2015
- Lots of Seating and Much More. Click Full Specs for performance data.

Basic Information

Category: Center Console

Model Year: 2009

Year Built: 2009

Country: United States

Dimensions

LOA: 39' 0" (11.89m)

Beam: 10' 8" (3.25m)

Max Draft: 2' 7" (0.79m)

Speed, Capacities and Weight

Water Capacity: 50 Gallons

Holding Tank: 11 Gallons

Fuel Capacity: 550 Gallons

Accommodations

Total Cabins: 1

Total Heads: 1

Hull and Deck Information

Hull Material: Fiberglass

Engine Information

Engines: 2

Manufacturer: Yamaha

Model: LF350 TUR

Engine Type: Outboard

Fuel Type: Gas/Petrol

DETAILED INFORMATION

Helm Station

- Dual Raymarine E 120s with open array radar.
- Raymarine Autopilot.
- Icom VHF. IC M-504
- 4 digital Yamaha gauges.
- ACR spotlight.
- Side-Power bow thruster.
- Bennett trim tabs.
- Ritchie compass.
- Seastar hydraulic steering.
- Sony stereo remote.
- Yamaha controls.
- Head access is below the helm station with additional rod storage.
- There is also a freshwater shower in the head. Cold water only.
- Access to battery switches and electronics through head.
- Full aluminum and fiberglass hard top with opening hatch.
- Rupp Z-30 outriggers.
- 4 speakers mounted in hard top and 2 in gunwale.
- Spreader lights and stainless rocket launchers on aft end of hard top.
- Life raft is mounted on top.
- Line storage under foot rest on helm.

Cuddy Cabin

- Large v-shaped seating area with wooden table that drops to form berth.
- 2 speakers are mounted on the forward bulkhead.
- Stainless sink and faucet to starboard with a GE microwave mounted above.
- Wood cabinetry with additional storage below.
- Isotherm fridge and electrical panel are to port with AC control forward.
- She is equipped with a Westerbeke generator and reverse cycle air conditioning/heat for the cabin and head.

Cockpit

- The 39 boasts a great layout that is great for fishing and cruising.
- There is seating for 4 just forward of the helm and a huge cockpit area that any angler would appreciate.
- There is tons of storage in the cockpit sole with easy access to all systems.

- Just aft of the helm seat there is a very large refrigerated fish box.
- To the aft of the fish box is the generator compartment and additional storage.
- Under the helm seat is a large tackle storage area with 2 drawers and additional shelving.
- The live well is located in the transom next to the fresh and saltwater wash down basin.
- The transom opens for easy access on the port side.
- Pompanette fighting chair with cover.
- 110 volt deep freezer to port and additional cooler to starboard.
- Fresh and raw water wash downs in transom bait prep area as well as under gunwale.

Engines

- Starboard Engine: 1003598
- Port Engine: 1001521
- Yamaha F 350 4 Strokes.
- Flywheel issue addressed under warranty by Yamaha.
- Westerbeke Generator with 797 Hours.

Exclusions

Owner's personal belongings.

Disclaimer

The Company offers the details of this vessel or yacht in good faith but cannot guarantee or warrant the accuracy of this information nor warrant the condition of the vessel. A buyer should instruct his representatives, agents, or his surveyors, to investigate such details as the buyer desires validated. This vessel or yacht is offered subject to prior sale, price change, or withdrawal without notice.

PHOTOS

Bottom, Port Side



Bottom, Port Side




Yamaha F350



Cuddy/Fridge



Electrical Panel



Port Cuddy



V-Berth



AC



Sink/Storage Cabinet



Microwave/Sink




Forward Seating



Hardtop



Head/Rod Storage



Helm



Refrigerated Fish Box



12 Volt Freezer



Additional Cooler



Pompanette Fighting Chair




Transom



Live Well



Swim Ladder



Tackle Storage



Raymarine E 120, Port



Raymarine E 120, Starboard



Bow Thruster



Foot Rest Storage



Helm Seat



Outriggers



Rocket Launcher



Radar



Rupp Outrigger



VENTURE
YAMAHA

Performance Bulletin

YF041 PB VEN 2800hp 1 F350TXR 8-05-07 000 Test Date: 8/05/07

RPMs	MPH	GPH	MPG
1500	8.8	3.7	1.47
1800	9.8	5.3	1.27
2000	11.4	11.7	0.97
2500	13.2	17.6	0.75
3000	15.2	27.2	0.55
3500	17.5	39.2	0.45
4000	24.5	37.4	0.67
4500	42.5	39.6	1.07
5000	48.2	45.2	1.02
5500	53.3	57.5	0.91
6100	64.2	80.8	0.80

F350TXR / LF350TXR

Venture 39 Open

Length	39' 0"
Beam	11' 0"
Dry Weight (w/cock)	2,080 lbs.
Max HP	1,200
Fuel Capacity	100 gallons
Weight w/ 100% fuel	12,170 lbs.

Yamaha F350TXR / LF350TXR

Management	300
Fuel Injection	Electronic Fuel Injection
Displacement	222 cu. in.
Weight	490 lbs.
Cooler Type	Water
Mounting Height	40"

Propeller

Series	Deluxer Series 01
Construction	15-18 x 20"
Yamaha Part #	5AW-42P4-02-02 / 5AW-42P4-02-02

Test Conditions

Number of Passes	5
W/ Temperature	87° F
Water Temperature	87° F
Wind Velocity	0-3 mph

Comments:
Test was performed at 10' depth of full sea surface. Sea/Chop 1/10. Current 0.0 mph.

Notes:
Data is for reference only. Actual performance may vary due to equipment, load, and other factors. For further information, please contact your Yamaha dealer or call 1-800-4-A-YAMAHA.

CONTACTS

Andrey Shestakov, leading yacht broker of the sales department of Shestakov Yacht Sales Inc. Shestakov Yacht Sales Inc., the official representative of the Miami/Fort Lauderdale FL headquarters.

Contact details

Email: andrey@shestakovyachtsales.com

Web: shestakovyachtsales.com/en/

Telephones

USA: +1(954)274-4435

Office hours

Monday – Saturday: **9:00 - 21:00** EDT

Sunday: **closed**

Address



Harbour Towne Marina, 850 NE 3rd St,
STE 213, Dania, FL 33004