

VOYAGER — MERIDIAN



Builder: MERIDIAN

Year Built: 2012

Model: Motor Yacht

Price: PRICE ON APPLICATION

Location: United States

LOA: 54' 0" (16.46m)

Beam: 15' 6" (4.72m)

Max Draft: 4' 9" (1.45m)

Cruise Speed: 29 Kts. (33 MPH)

Max Speed: 35 Kts. (40 MPH)

Our experienced yacht broker, Andrey Shestakov, will help you choose and buy a yacht that best suits your needs **Voyager — MERIDIAN** from **our catalogue**. Presently, at **Shestakov Yacht Sales Inc.**, we have a wide variety of yachts available on **our sale's list**. We also work in close contact with all the big **yacht manufacturers** from all over the world.

If you would like to buy a yacht **Voyager — MERIDIAN** or would like help answering any questions concerning purchasing, selling or chartering a yacht, please call **+1(954)274-4435**

TABLE OF CONTENTS

TABLE OF CONTENTS	2
SPECIFICATIONS	4
Overview	4
Basic Information	4
Dimensions	5
Speed, Capacities and Weight	5
Accommodations	5
Hull and Deck Information	5
Engine Information	5
DETAILED INFORMATION	6
Manufactured Provided Description	6
Hull & Deck Features	6
Companionway	7
Aft Cockpit	7
Galley Features	8
Salon Features	8
Master Stateroom Features	9
VIP Stateroom	10
Bunk Stateroom	10
Bridge and Helm	10
Engine Room Features	11
Electrical	11
Exclusions	12
Disclaimer	12
PHOTOS	13
CONTACTS	26
Contact details	26
Telephones	26

Office hours	26
Address	26

SPECIFICATIONS

Overview

Low Hour Yacht; Well Maintained

Fresh bottom in July 2015

Pod Service in July 2015; Mains and Generator service, too

Beautiful Teak Cockpit and Swim Platform

Easy to maneuver and fuel efficient Zeus Pod Drives with Cummins QSM11's at 715HP is only the beginning to a great yachting experience. Only 265 hrs. on the Mains and 365 hrs. on the Onan 21kW Generator.

Stepping aboard Meridian's flagship yacht you see where Meridian leads the way in the use of space and livability. Voyager exemplifies this in here upgrades and attention to maintenance. The addition of the cockpit and swim platform teak adds to her elegance and comfort; this is robust, solid teak, not a thin laminate.

Influenced in European design but able to keep the space, Meridian captures the looks with more usable space. The galley aft opens to a cockpit bar with two stools. Windows all around and tall ceilings adds to an inviting space when it's time to go below.

The fully enclosed flybridge with her massive hardtop has space galore. Three stateroom, two head layout with a full beam Master. Washer/Dryer, Electrical room under the galley gives massive storage and easy access to the electrical systems.

Walking up to Voyager you see how tall a yacht she is with massive windows bringing light in at all levels. Her split window design in the salon and galley areas gives you a view outside while standing or seated keeping the water view always available.

Massive, tall railings add to her looks and keep safety in mind always.

Call today for more details and to set a time to get aboard. Easy to see in Miami,

Florida, Brickell Area

Basic Information

Category: Motor Yacht

Model Year: 2012

Year Built: 2012

Country: United States

Dimensions

LOA: 54' 0" (16.46m)

Beam: 15' 6" (4.72m)

Max Draft: 4' 9" (1.45m)

Clearance: 24' 0" (7.32m)

Speed, Capacities and Weight

Cruise Speed: 29 Kts. (33 MPH)

Cruise Speed RPM: 2200 Kts.

Cruise Speed Range: 314

Max Speed: 35 Kts. (40 MPH)

Max Speed RPM: 2500 Kts.

Water Capacity: 150 Gallons

Holding Tank: 80 Gallons

Accommodations

Total Cabins: 3

Total Heads: 2

Hull and Deck Information

Hull Material: Fiberglass

Engine Information

Engines: 2

Manufacturer: Cummins

Model: QSM-11

Engine Type: Inboard

Fuel Type: Diesel

DETAILED INFORMATION

Manufactured Provided Description

The 541 Sedan is the first Meridian to come standard with Zeus, one of the most technically advanced propulsion systems in the world. So at nearly 54 feet in length the 541, with its twin independently articulated Zeus pod drives, feels effortlessly maneuverable and intuitive to control. Impeccably designed living spaces and sleeping quarters create a welcoming, relaxed atmosphere onboard. The three-stateroom, two-head layout provides berths for six passengers, while a convertible dinette can accommodate two more. The gracious comforts inside are mirrored in the 541's exterior spaces, as well: The aft cockpit blends seamlessly with the adjacent galley, while the flybridge with optional full-cover hardtop can provide seating, refreshments and entertainment for the whole crew.

Hull & Deck Features

High freeboard and tall deckhouse gives to space down below. Wide walkways forward with extra tall stainless railings adds safety while on deck. Aft is the hydraulic swim platform covered in beautiful teak. Forward are two inclined lounges. Innovative deck lids cover the windlass and controls giving a clean, safe walkway at the bow. Stainless Steel Delta Plow Anchor.

- "Shoe box" hull and deck joint bonded
- 12" mooring cleats, stainless-steel (10)
- Anti-fouling bottom paint
- Bonded, tinted windows add a positive window seal that eliminates water penetration
- Color-coded, custom-harnessed wiring
- Diamond non-skid
- Hand-laid fiberglass
- Hatch: deck, translucent opening with screen and shade
- Hull windows
- Marine core construction
- Meets or exceeds all applicable U.S. Coast Guard safety standards
- Modular construction
- NMMA-certified
- Quick® windlass
- Rub rail, rigid vinyl with stainless-steel insert
- Salon windows
- Stainless-steel anchor (55-pound with 200' chain and 150' line)
- Stainless-steel anchor roller assembly and anchor line locker on foredeck
- Sunpad, foredeck with integrated speakers

- Thermal and acoustical hull insulation
- Through-hull fittings, stainless-steel capped
- Vinylester skin coat applied
- Welded stainless-steel deck rails, through-bolted to deck

Companionway

Wide stairway down below with access to the AC/DC Electrical Panel.

- AC/DC system control panels w/Acrylic door
- Carpet: Style Trend Cut Pile
- Storage Closet
- Washer/Dryer
- Wood flooring - Landing

Aft Cockpit

Stepping aboard Voyager into her large aft cockpit you are presented with an area designed for entertaining. Warm teak cockpit sole and steps; large bench seat aft with table; the bar is adjacent to the galley through a large opening window (the entire window disappears).

Very tall ceiling shows the size yacht you are on. A door to the hydraulic swim platform is to starboard. Two concealed compartments under the steps for fender storage and storage under the stairs and aft bench seat adds to her livability.

- 24V Courtesy lighting
- Cockpit Table - Fiberglass
- Entertainment Center with solid surface countertops and bar stools
- Freshwater washdown (fore and aft)
- Hinged engine room access door and access steps (access to optional crew's quarters)
- Hot and cold hand shower
- Icemaker
- Lazarette access hatches through cockpit
- Locking sliding glass door to salon w/curtain and hydraulic cockpit/galley pass through window
- Molded lounge seat with Cup Holders
- Molded stair base w/storage and stainless steel steps to bridge
- Molded steps to deck trail with fender storage
- Overhead storage
- Raw water washdown (fore and aft)
- Self-bailing cockpit

- Shore water connection
- Transom door access to swim platform

Galley Features

Stepping through the large sliding glass door brings you into the galley and dinette. Warm wood floors and cherry cabinetry provide natural warmth to the space. The galley is to port with tons of storage and counter space. Vitrofrigo drawer refrigerators (2) and freezers (2) provide cold storage. Corian counter tops with dedicated storage areas for coffeemaker and microwave.

The aft window opens up completely disappearing behind the counter giving al fresco access aft into cockpit entertaining. The large dinette to port gives seating for 4-5 and converts to a sleeper if space is needed. Very large storage sliding drawers are under both seats giving easy access. No need to lift the seat cushions for access.

Under the galley is a huge utility room with access to the generator and batteries. You have to see this bonus room to understand how wisely Meridian thought this space out. Check out the pictures in the Listing.

Split window design keeps the water view while standing and seated!

- 110V GFI
- 24V Overhead Courtesy lights
- Convection/microwave, Stainless Steel
- Convertible Dinette
- Double stainless-steel sink
- Granite and Solid Surface countertops
- Krups® Coffee Maker
- Lazzerette/Utility room access (Opt Crew's Quarter access)
- Recessed cooktop: three-burner electric glass
- Roman Shades
- Slide-out pantry
- Stowage cabinet with carousel and trash receptacle
- Vitrofrigo Stainless Steel Freezer w/Icemaker
- Vitrofrigo Stainless Steel Refrigerator
- Wood flooring

Salon Features

Forward of the galley up three steps is the massive salon with windows, windows, windows. Raising the salon keeps the windows at eye level when seated. Twin sofas and chair are covered in soft Ultraleather with storage under all. Sitting in this raised

space again keeps the water view available to enjoy; a very nice place to watch a movie in the evening or cool down during the day.

- 110V grounded outlet
- 24V Courtesy lights
- 24V Overhead lights
- Brisa distressed® Ultraleather chair
- Brisa distressed® Ultraleather love seat (Not available w/lower helm)
- Brisa distressed® Ultraleather ottoman with flip top table and storage below (Not available w/lower helm)
- Brisa distressed® Ultraleather sofa
- Central vacuum system
- Digital tank monitoring system
- Four-zone air conditioning with reverse cycle heat -16,000 BTU (1) / 12,000 BTU (1) / 24,000 BTU
- Linen package (sheets and towels): Forward Stateroom, Mid-Berth and Aft Stateroom
- Opening windows (2)
- Roman Shades
- Solid Surface countertops
- Table Lamps

Master Stateroom Features

Down the companionway and to aft is the Full Beam Master. The island queen berth has walk around on three sides for easy access. Hanging lockers and plenty of drawer space has room for plenty of shorts and flip flops. The makeup table has a swinging stool. The extra large windows brings in the ocean view. The Master ensuite head has a separate shower stall.

- 110V grounded outlets (2)
- 24V Courtesy lights below
- 24V Overhead lights
- 24V Reading lights
- Carpet: Style Trend Cut Pile
- Cedar-lined illuminated hanging closet
- Makeup/Dressing Table and Seat
- Master stateroom entertainment system (19" LCD TV w/110V AM/FM, CD/DVD and Bose surround sound)
- Mirror
- Opening windows (2)
- Queen island berth with innerspring pillowtop mattress
- Roman Shades
- Solid Surface Countertops

- Sony 22" TV

VIP Stateroom

Forward is the VIP Stateroom. Spacious with queen berth and plenty of locker space and drawers. Ensuite access into the head afford privacy for the guests. Dual hatches above brings in light and provides fresh air on nice days.

- 110V grounded outlet
- 24V Overhead Courtesy lights
- 24V Reading lights
- Built-in bureau with 3 drawers
- Carpet: Style Trend Cut Pile
- Cedar-lined illuminated hanging lockers (2)
- Island berth with innerspring pillowtop mattress
- Solid surface countertops

Bunk Stateroom

Amidships is the 3rd stateroom. Two roomy bunk berths with hanging locker and storage.

- 110V grounded outlet
- 24V Overhead lights
- 24V Reading lights
- Carpet: Style Trend
- Cedar-lined illuminated hanging closet
- Twin bunks

Bridge and Helm

From the cockpit up a set of wide, comfortable stairs you enter one of the larger bridges you will find on a 54' yacht. Hardtop covering the entire space; fully air conditioned and surrounded by Stratoglas enclosures. This is a great space while underway or at anchor.

Captain's helm seat at the well laid out helm has the captain's controls and information at his ready. To port is a huge L-shaped lounge facing forward. A large entertainment space with fridge and sink. A TV stand brings movies or the game onto the bridge. The well laid out helm houses all vessel controls with twin Raymarine E120 Wide Displays; Radar, Autopilot, Cummins Digital Displays, Zeus Joystick Controller. Great visibility in all directions with a great view aft through the hatchway.

- Adjustable captain's single bucket helm seat (Starboard) and L-shaped bench (Port)
- Audio and visual high-water bilge alarm
- Two Raymarine E120W GPS/Multifunction Displays
- Raymarine: VHF radio handset w/external speaker
- Depth sounder
- Ritchie® flush-mounted compass
- SmartCraft® Instrumentation
- Tilt wheel
- Wood-grain dash panel
- 24V Courtesy lights
- Beverage holders
- Bridge entertainment system (AM/FM/CD/Sirius® Satellite Stereo control through bridge and cockpit remotes, and 4 exterior speakers)
- Bridge stowage
- Canvas, Bimini top
- Cockpit to bridge door
- C-shaped lounge seating - aft w/table and sunpad conversion
- Entertainment center with sink and solid surface countertops
- Fiberglass radar arch
- Fiberglass table
- Helm and seat covers (deleted with full canvas option)
- Ship's bell
- Single station spotlight
- Venturi windshield, smoke-tinted, stainless steel frame

Engine Room Features

Entry to the engine room is through a large hatch in the cockpit sole or through a watertight door from the utility room.

- Twin Cummins CMD QSM11 715 w/Zeus Drive; 265 hrs.
- 20-gal water heater
- Bilge pumps: (3) 2000 GPH, (2) 250 GPH
- Engine oil change system
- Engine room fire suppression system
- Manual fuel tank leveling system
- Overboard discharge with 24V macerator
- Pressurized water system with freshwater tank

Electrical

Below the galley is a giant utility room housing batteries, switches, inverter and

Below the galley is a giant battery room housing batteries, switches, inverter and generator. Access aft into the engine room or forward into the bilge. This space adds massive storage.

- 24V light fixtures
- 24V monitoring system
- 24V navigation lights
- Batteries AGM: 6V deep cycle (house) (8), 12V (engine start) (4)
- Battery paralleling system
- Battery switches (5)
- Breaker switches
- Electrical load panels with magnetic circuit breakers for 120/240VAC and 24V DC
- Glendinning cablemaster dockside inlet: 240V/50 amp with remotes and 50' power cords (2)
- Inverter (3.0kW inverter with 60Amp battery charger)
- Onan 21kW Diesel Generator; 365 hrs.
- Sacrificial anode: with electrical bonding system
- TV/telephone hook-up


Exclusions

Owner's personal belongings.

Disclaimer

The Company offers the details of this vessel or yacht in good faith but cannot guarantee or warrant the accuracy of this information nor warrant the condition of the vessel. A buyer should instruct his representatives, agents, or his surveyors, to investigate such details as the buyer desires validated. This vessel or yacht is offered subject to prior sale, price change, or withdrawal without notice.

PHOTOS






























CONTACTS

Andrey Shestakov, leading yacht broker of the sales department of Shestakov Yacht Sales Inc. Shestakov Yacht Sales Inc., the official representative of the Miami/Fort Lauderdale FL headquarters.

Contact details

Email: **andrey@shestakovyachtsales.com**

Web: shestakovyachtsales.com/en/

Telephones

USA: **+1(954)274-4435**

Office hours

Monday – Saturday: **9:00 - 21:00** EDT

Sunday: **closed**

Address



Harbour Towne Marina, 850 NE 3rd St, STE 213, Dania, FL 33004