

EL LOBO — AFFINITY YACHTS



Builder: AFFINITY YACHTS

Year Built: 2008

Model: Sport Fisherman

Price: PRICE ON APPLICATION

Location: United States

LOA: 90' 0" (27.43m)

Beam: 23' 0" (7.01m)

Max Draft: 4' 11" (1.50m)

Cruise Speed: 29 Kts. (33 MPH)

Max Speed: 33 Kts. (38 MPH)

Our experienced yacht broker, Andrey Shestakov, will help you choose and buy a yacht that best suits your needs **El Lobo — AFFINITY YACHTS** from **our catalogue**. Presently, at **Shestakov Yacht Sales Inc.**, we have a wide variety of yachts available on **our sale's list**. We also work in close contact with all the big **yacht manufacturers** from all over the world.

If you would like to buy a yacht **El Lobo — AFFINITY YACHTS** or would like help answering any questions concerning purchasing, selling or chartering a yacht, please call **+1(954)274-4435**

TABLE OF CONTENTS

TABLE OF CONTENTS	2
SPECIFICATIONS	5
Overview	5
Basic Information	5
Dimensions	5
Speed, Capacities and Weight	6
Accommodations	6
Hull and Deck Information	6
Engine Information	6
DETAILED INFORMATION	7
Salon	7
Dining	7
Galley	7
Master Stateroom	7
Master Head	8
Guest Staterooms (3)	8
Guest Heads	8
Captain's Stateroom	9
Crew Stateroom	9
Crew Head	9
Pilot House & Lounge	9
Pilothouse Deck	10
California Aft Deck	10
Cockpit	11
Palm Beach Tower	11
Electronics	11
Exterior Features & Hardware	12
Construction	12

Mechanical & Engine Room Equipment	12
Electrical	13
Plumbing	14
Safety & Mooring	14
Exclusions List	14
Exclusions	14
Disclaimer	14
PHOTOS	16
Salon/Dining	16
Galley	16
Helm	16
Upper Aft Deck	16
Day Head	16
Salon	16
Salon	16
Master Stateroom	16
Master Head	17
Master Head	17
Guest Stateroom	17
Guest Head	17
Forward Guest Stateroom	17
Guest Head	17
Sky Lounge	17
Upper Deck Controls	17
Cockpit-bulkhead	18
Cockpit	18
California Deck	18
Upper Deck	18
Engine Room	18

Profile	18
CONTACTS	20
Contact details	20
Telephones	20
Office hours	20
Address	20

SPECIFICATIONS

Overview

Affinity Yachts has combined the elegance and luxuries of a mega yacht into a 90-foot sportfishing platform. El Lobo boasts a 23' beam that provides incredible spaciousness and stability throughout the entire vessel. With a 2,500-mile range and Naiad stabilizers, this Affinity will comfortably take you to your favorite destinations wherever they may be. She is equipped with the highly desirable features of a larger mega yacht such as a full beam master, sky lounge, and a full size dining table and bar. El Lobo's main salon is beautifully designed, filled with natural lighting, and provides far more interior space than any sport fish of comparable size.

This 90 foot Affinity is powered by twin MTU 16V2000's and is capable of speeds up to 33kts. El Lobo's high-powered engines, paired with two very large 6-blade propellers, deliver the needed nimbleness to maneuver around a billfish. By design, she is undoubtedly a superlative sportfishing vessel with low gunwales aft, a 300 square foot cockpit, and a fully equipped Palm Beach Tower.

El Lobo is being offered with a 2-year MTU warranty. She has been professionally maintained and remains in incredible condition. Call today to schedule a viewing!

Basic Information

Category: Sport Fisherman

Model Year: 2008

Year Built: 2008

Country: United States

Cockpit: Yes

Dimensions

LOA: 90' 0" (27.43m)

Beam: 23' 0" (7.01m)

Max Draft: 4' 11" (1.50m)

Speed, Capacities and Weight

Cruise Speed: 29 Kts. (33 MPH)

Max Speed: 33 Kts. (38 MPH)

Max Speed Range: 2500 Kts.

Displacement: 175000 Pounds

Water Capacity: 400 Gallons

Holding Tank: 500 Gallons

Fuel Capacity: 5000 Gallons

Accommodations

Total Cabins: 6

Total Heads: 8

Hull and Deck Information

Hull Material: Fiberglass

Engine Information

Engines: 2

Manufacturer: MTU

Model: 16V2000

Fuel Type: Diesel

DETAILED INFORMATION

Salon

- Vinyl headliner with whisper wall tracking
- Halogen lighting
- L-shaped sofa with cocktail tables
- Custom design interior stairs leading to pilothouse
- Entertainment center with pop-up 57" LCD TV, top of the line stereo and surround sound system
- Privacy blinds
- Day head with granite/marble counters and floor
- Double aft automatic sliding salon door; stainless steel
- Granite or marble floor at entry

Dining

- Vinyl headliner with whisper wall tracking
- Halogen lighting
- Art niche cabinet, or storage
- Custom Art Deco lighting
- Custom designer table and 8 chairs

Galley

- Vinyl headliner with whisper wall tracking
- Halogen lighting
- Light weight granite counter tops
- Four burner electric range GE monogram
- Side-by-side GE monogram refrigerator/freezer
- Microwave GE monogram
- Dishwasher GE monogram
- Trash compactor GE monogram
- Garbage disposal
- Cabinets with roller glide drawers & sea lock hardware
- Stainless steel sink, under-mount
- Kitchen bar with four bar stools

Master Stateroom

- Vinyl headliner with whisper wall tracking

- Vinyl headliner with whisper wall tracking
- Halogen lighting
- Vinyl wall-covering with whisper wall tracking
- King-sized berth with custom innerspring mattress
- Custom over-sized stainless steel port lights
- Night stands with wall lamps
- Flat screen 26" LCD TV and stereo system
- Settee, custom built-in
- Cedar lined lockers

Master Head

- Vinyl headliner with whisper wall tracking
- Halogen lighting
- Wallpaper wall-covering
- En-suite his & hers heads with custom fitted shower/jacuzzi tub with privacy wall/glass between
- Medicine cabinets
- Head hunter heads
- Exhaust fan
- Grohe shower fixtures with designer towel bars & paper holders
- Stainless steel port lights with screens, and storm covers
- Light weight stone counter tops
- Stone or similar flooring
- Emergency escape hatch to engine room

Guest Staterooms (3)

- Vinyl headliner with whisper wall tracking
- Halogen lighting
- Vinyl wall-covering with whisper wall tracking
- Modified queen berth outboard or two twin bunks with inner spring mattresses
- Stainless steel port holes with screens, storm covers
- Flat screen 20" LCD TV
- Asko washer/dryer in lower companionway
- Cedar lined lockers

Guest Heads

- Vinyl headliner with whisper wall tracking
- Halogen lighting
- Wallpaper wall-covering

- En-suite heads with custom fitted showers
- Head hunter heads
- Exhaust fan
- Grohe shower fixtures with designer towel bars & paper holders
- Stainless steel port lights with screens, and storm covers
- Stone counter top
- Stone flooring

Captain's Stateroom

- Vinyl headliner with whisper wall tracking
- Halogen lighting
- Wallpaper wall covering
- Durable rubber vinyl flooring
- Utility cabinet with sink
- GE refrigerator & microwave
- Cedar lined hanging locker
- Flat screen 20" LCD TV

Crew Stateroom

- Separate quarters with single berth
- Vinyl headliner with whisper wall tracking
- Halogen lighting
- Vinyl wall covering with whisper wall tracking
- Durable rubber vinyl flooring
- Stainless steel port hole with screens and storm covers
- Flat screen 20" LCD TVs

Crew Head

- Custom molded fiberglass wet head
- Head hunter head
- Grohe shower fixtures with towel bars & paper holders
- Avonite counter top

Pilot House & Lounge

- Vinyl headliner with whisper wall tracking
- Halogen lighting

- Raised settee with light weight stone pedestal mount table
- Ships monitoring system; tanks, bilge pumps & smoke detector
- Complete electronics
- 6" Ritchie compass
- Two Stidd helm seats
- Buell dual air horn
- Jabsco searchlight, remote-control 255SL halogen dual-bulb 200,000 candlepower
- Windshield wipers & fresh water washers
- Windshield defoggers
- Desk, workstation
- Water tight aft pilothouse door
- Custom design interior circular stairs from salon & exterior ladder from California deck to enclosed bridge
- Bar with under counter refrigerator and separate icemaker
- Entertainment center with pop-up 32" LCD TV with surround sound
- Day head with light weight granite/marble counter and floor
- Granite floor entry at door

Pilothouse Deck

- Water tight aft door to pilothouse
- Stainless steel ladder to California deck
- Stainless steel ladder to aluminum fishing tower
- Side rails: 1.5" cap with 1.25" stations 316L stainless steel
- Deck surface is a low maintenance awlgrip non-skid finish
- Custom teak Murray table
- Fresh water wash down outlet

California Aft Deck

- Aft double automatic sliding salon doors; stainless steel
- Stairs to pilothouse deck
- Steps port & starboard to cockpit
- Built in storage cabinet with stainless sink, GE monogram refrigerator, and icemaker
- Halogen deck lighting on overhead
- Large side decks to foredeck with side rails: 1.5" cap with 1.25" stanchions 316L stainless steel
- Deck surface is teak wood
- Granite or teak tables with two curved built-in settees

Cockpit

- Murray fighting chair with weather cover
- Eight rod holders in coaming with drains
- Live bait well with viewing window
- Built in tackle center
- Sink
- Under counter storage
- Bait freezer
- Built in insulated fish box with Eskimo ice machine
- Cockpit controls; subsurface mount with fiberglass cover
- Electric Jenn-Air BBQ grill
- Deck surface is a teak wood
- Fresh & raw water wash down
- Transom tuna door
- Access to crew quarters/engine room watertight door
- Large self bailing scuppers
- Rupp 47' hydraulic outriggers
- Stereo speakers
- Flood and toe kick lighting
- Underwater lights at transom

Palm Beach Tower

- Palm Beach Tower custom aluminum fishing tower
- Fiberglass hardtop with molded in floodlights, and stereo speakers
- Fiberglass console with steering & engine controls
- Access ladder from pilothouse deck
- Full control station with all electronics access

Electronics

- Furuno 1964CBB/NT 25kW radar/plotter vx2
- Furuno 1964CBB/NT 6kW radar/plotter vx2
- Furuno CH250BB/88/340 sonar
- Furuno CH256 handheld
- Paxcom cube marine computer dual video
- Nobletec VNS 9 software
- (4) AmbientNav 17" monitor
- Gyration GC1105 wireless mouse & keyboard
- Furuno ARP 11 ARPA option
- Furuno BBFF1 sounder option

- (2) Furuono GP1920CBB/NT
- Furuno 520THPD bronze 1kw depth transducer
- Furuno MU120C sunlight monitor
- VGA amp/divider and VGA switch
- Furuono 1720C/NT

Exterior Features & Hardware

- Kolstrand hydraulic drum mounted under deck with 132 lbs. Bruce anchor & 500 5/8" stainless steel cable and 60' 1/2" chain with Freeman access hatch to chain locker
- Bow pulpit
- Davit-Nautical Structures-euro 1700-2-144 electro/hydraulic
- All 316L stainless steel exterior hardware
- Eight cleats, two stern, four amidship, two forward
- Side rails: 1_" cap with 1_" stanchions 316L stainless steel
- Eight stainless steel port holes with screens
- Fresh water outlet on foredeck, cockpit, P/H deck & tower
- Halogen deck lighting on over head of California deck
- Heavy duty vinyl with stainless steel cap at shear & at guards
- Exterior paint Awlcraft 2000

Construction

- Hull, deck & superstructure is infusion molded fiberglass with Corecell structural foam coring built to engineering specs and ABS guidelines
- Outer layers of the hull and deck are laminated with a high performance vinyl-ester resin
- Solid fiberglass keel and reinforced shines
- Prop pockets for draft reduction
- Extensive use of light weight aluminum honeycomb materials for reduced interior weight

Mechanical & Engine Room Equipment

- Twin MTU 16V2000 (2400hp) with Twin Disc MG5135A gears
- Electronic controls in pilothouse, tower, aft pilot house deck & cockpit
- American hydraulic bow thruster 16" 65hp
- Chilled water A/C with reverse cycle heating. Air handlers & temperature controls in each compartment
- Oil change system; main engines & generators

- Delta T engine room ventilation with demisters
- Lube oil tank
- Engine room start/stop panes for MTU engines
- Kolbelt hydraulic power steering
- Six blade bronze Nibral Propellers
- Propeller shafts 4" Aquamet 22HS
- Struts: High test bronze with cutlass bearings
- Tides dripless shafts and rudder seals
- Rudders: stainless steel 3" shafts
- Stainless steel exhaust risers
- Fuel priming & transfer pump for main engines
- Hour meters on main engines & generators
- Bilge high water alarm system with 5 pumps
- Fire extinguishing system with manual and automatic discharges, engine shutdown/override system and discharge alarm
- Emergency bilge pump system- self priming
- Racor fuel water separators & filters for main engines and gens
- Integral fiberglass fuel tanks, double wall construction with extra inner liner, sight glasses, monitors with ship's monitoring system
- Fuel distribution manifold
- Bronze sea water strainers
- Sound abatement: extensive use of sounddown & other sound abatement materials throughout
- 1800 GPD Sea Recovery Aqua Matic with fresh water flush, commercial pre-filter, UV sterilizer, remote touch screen control, soft start assembly and cleaning/rinse valve kit
- Naiad stabilizers model 353

Electrical

- (2) Northern Lights 30KW generator with Sound shield
- 24 Volt engine start batteries (4) 8D's
- 24 Volt house batteries (12) 6 volt deep cycle
- 12 Volt generator start batteries
- 12 Volt/24 Volt DC & 120 Volt/240 Volt AC systems
- (2) Glendenning Cable Masters with 100' of 100amp 110V/220V shore power cable each
- 12 & 24 Volt battery chargers w/Charles ISO boost
- Electrical distribution & control panels with circuit breakers, amp & volt meters located in the salon
- Duplex 120 Volt outlets with GFI's in heads, galley & exterior
- Internal bonding system with zinc anode protection
- Phone & CTV system with shore hookups

- Alarm system; main engines & all bilges

Plumbing

- Two 30 gallon hot water tanks
- Head hunter heads
- Integral fiberglass holding tank with dockside & overboard discharge systems
- Ships monitoring tank indicator at helm station

Safety & Mooring

- Two life rafts; (6) people per raft
- Ten adult & two child life jackets
- Two 20" life rings
- Six mooring and spring lines
- Six fenders
- Craftsman tool box & kit
- Flare kit
- First aid kit
- Nine portable fire extinguishers mounted in accessible places
- Smoke detectors
- Bell-8"

Exclusions List

Full exclusions list available upon request

- Fishing Gear
- Artwork
- Personal Items

Exclusions

Owner's personal belongings.


Disclaimer

The Company offers the details of this vessel or yacht in good faith but cannot guarantee or warrant the accuracy of this information nor warrant the condition of the vessel. A buyer should instruct his representatives, agents, or his surveyors, to


investigate such details as the buyer desires validated. This vessel or yacht is offered subject to prior sale, price change, or withdrawal without notice.

PHOTOS


Salon/Dining




Galley




Helm




Upper Aft Deck




Day Head



Salon




Salon




Master Stateroom




Master Head



Master Head




Guest Stateroom




Guest Head




Forward Guest Stateroom



Guest Head




Sky Lounge




Upper Deck Controls




Cockpit-bulkhead




Cockpit




California Deck






Upper Deck





Engine Room



Profile





CONTACTS

Andrey Shestakov, leading yacht broker of the sales department of Shestakov Yacht Sales Inc. Shestakov Yacht Sales Inc., the official representative of the Miami/Fort Lauderdale FL headquarters.

Contact details

Email: **andrey@shestakovyachtsales.com**

Web: shestakovyachtsales.com/en/

Telephones

USA: **+1(954)274-4435**

Office hours

Monday – Saturday: **9:00 - 21:00** EDT

Sunday: **closed**

Address



Harbour Towne Marina, 850 NE 3rd St, STE 213, Dania, FL 33004