

DREAM WEAVER — WESTPORT



Судостроитель: WESTPORT

Год постройки: 2006

Модель: Моторная яхта

Цена: ЦЕНА ЯХТЫ ПО ЗАПРОСУ

Местонахождение: United States

Длина общая: 112' 0" (34.14m)

Ширина: 23' 6" (7.16m)

Макс. осадка: 5' 7" (1.70m)

Крейс. скорость: 22 Kts. (25 MPH)

Макс. скорость: 26 Kts. (30 MPH)

Купить **DREAM WEAVER — WESTPORT** а также выбрать подходящую вам яхту из нашего **каталога яхт** вам поможет опытный яхтенный брокер Андрей Шестаков. На сегодняшний день компания **Shestakov Yacht Sales Inc.** имеет большое количество яхт в **собственном списке продаж**, а также тесно сотрудничает со всеми крупными **яхтенными производителями** по всему миру.

Для того чтобы купить яхту **DREAM WEAVER — WESTPORT** а также проконсультироваться по любому вопросу связанному с покупкой, продажей, чартером яхт позвоните по телефону **+7(918)465-66-44**.

ОГЛАВЛЕНИЕ

ОГЛАВЛЕНИЕ	2
ХАРАКТЕРИСТИКИ	5
Обзор	5
Основная информация	5
Размеры	5
Скорость, вместимость и масса	6
Размещение	6
Корпус и палуба	6
Информация о двигателе	6
ПОДРОБНОЕ ОПИСАНИЕ	7
Overview	7
Interior Decor	7
Main Salon	8
Galley/Dinette	8
Master Stateroom	9
Master Head	10
Guest Stateroom - Forward	10
Guest Head - Forward	11
Guest Stateroom - Port	11
Guest Head - Port	11
Guest Stateroom - Starboard	12
Guest Head - Starboard	12
Captain's Stateroom	13
Crew Quarters	13
Crew Lounge	13
Lazarette	14
Pilothouse	14
Engine Room	14

Mechanical Equipment	15
Electrical Equipment	16
Plumbing	17
Electronics	17
Flybridge/Boat Deck	18
Ground Tackle, Line Handling Equipment	18
Safety and Fire Protection	19
Tenders	19
Optional Features	19
Exclusions	20
Исключения	20
ОТКАЗ ОТ ОТВЕТСТВЕННОСТИ	20
ФОТОГРАФИИ	21
Main Salon	21
Main Salon	21
Dining Area	21
Dining Area	21
Dining Area	21
Stairway to Galley	21
Galley	21
Galley Dining	21
Galley	22
Stairway to Lower Deck	22
Day Head	22
Master Stateroom	22
Master Stateroom	22
Master Bath	22
Master Bath	22
Foyer	22

Foyer	23
Guest Stateroom	23
Guest Bath	23
Twin Guest Stateroom	23
Guest Bath	23
Guest Stateroom	23
Guest Bath	23
Pilothouse Seating	23
Pilothouse	24
Pilothouse	24
Flybridge	24
Flybridge Seatin	24
Upper Deck	24
Upper Deck Helm	24
Upper Deck Helm	24
Foredeck Seating	24
Side Deck	25
Aft Deck	25
Aft Deck	25
Starboard Profile	25
Starboard Bow Running Profile	25
Port Bow Running Profile	25
Port Running Profile	25
КОНТАКТЫ	26
Контактная информация	26
Телефоны	26
Время работы	26
Адрес	26

ХАРАКТЕРИСТИКИ

Обзор

The popular 112 Westport model offers contemporary styling balanced with timeless, traditional appeal. DREAM WEAVER keynotes a vessel of extraordinary performance, built to uncompromising standards of structural integrity and quality. The 2006 model Westport is loaded with upgrades and features an exceptional design layout, maximizing space for entertaining guests. Her four stateroom layout sleeps 8 guests comfortably and includes a full beam master, Queen VIP and 2 additional guest staterooms. DREAM WEAVER'S wide beam creates an open and expansive main salon and formal dining room. The opulent interior is accented with custom carpet, Cherry woods and granite throughout. DREAM WEAVER'S exterior deck spaces feature a spa Jacuzzi, al fresco dining areas, wet bar with ample seating and lounging areas for all your guests.

Основная информация

Тип судна: Моторная яхта

Подкатегория: Raised Pilothouse

Модельный год: 2006

Год постройки: 2006

Страна: United States

Размеры

Длина общая: 112' 0" (34.14m)

Ширина: 23' 6" (7.16m)

Макс. осадка: 5' 7" (1.70m)

Скорость, вместимость и масса

Крейс. скорость: 22 Kts. (25 MPH)

Макс. скорость: 26 Kts. (30 MPH)

Водоизмещение: 275000 Pounds

Чистый вес: 149 Pounds

Вместимость воды: 1025 Gallons

Вместимость сточного бака: 600 Gallons

Объем топливного бака: 5500 Gallons

Размещение

Всего кают: 4

Спальные места: 8

Каюта капитана: Да

Спальных мест экипажа: 3

Корпус и палуба

Материал корпуса: Fiberglass

Комплектация корпуса: Semi-Displacement

Информация о двигателе

Двигатели: 2

Производитель: MTU

Модель: 16V2000

Тип двигателя: Inboard

Тип топлива: Diesel

ПОДРОБНОЕ ОПИСАНИЕ

Overview

DREAM WEAVER's wide 23' 6" (7.16m) beam creates an open and spacious salon with expansive windows furthering unobstructed views for owner and guest. Formal dining area allows seating for 8 guests. Comfortable and broad staterooms include a full beam Master with a separate entrance for his and her ensuite as well as VIP with queen bed, port guest stateroom and starboard Twin accommodations. The Westport 112 provides an exceptional design layout for onboard operations and crew services.

Interior Decor

- High quality upgraded wool carpeting with lead foam sound pad on main deck over engine room
- Interior doors are 1 3/8" solid Cherry framed w/Madrona Burl veneer panels
- Galley counter tops are Granite w/waterfall edge
- Main salon counter tops are Cherry waterfall edge w/recessed Madrona Burl band and Granite insert
- Dresser tops & nightstands: Cherry waterfall edge w/recessed Madrona Burl tops
- Crew quarters counters are Corian Sierra Aurora w/simple bullnose edge
- Wardrobes are sheathed w/aromatic cedar on ceilings (headliner material in master & fwd guest) & walls w/automatic light fixture, stainless closet rod & shelf lined w/aromatic cedar with keeper
- Sinks: Undercounter type Kohler china bowls. Bates & Bates sink in fwd guest SR. Captain & crew sinks are Bolero stainless steel.
- Mattresses are all Innerspring except captain & crew, which are 6" U.S. foam
- Headliners insulated w/3M Thinsulate & sheathed w/vinyl headliner Whisper wall system for easy removal
- Heads: Vinyl covered wall surfaces & overheads except for shower and tubs, which are high gloss fiberglass, equipped with 1/4" wall mirror, paper holder, towel bar & soap dish
- Stairway to FB is rubber treads w/cherry trim. All other interior stairs are carpeted. Small oval lights are inset for safety. PH stairs are carpeted w/Cherry trim nonskid insert
- 1 1/2" Stainless steel mirror polished handrails at each stairway
- Valances and blinds in all staterooms
- Salon, galley, pilothouse and all staterooms are air-conditioned. Master stateroom, salon and guest staterooms have linear diffusers for even temperature control
- (8) Exhaust fans, (1) for each head
- Doors, drawers, trim, dressers, nightstands, vanities, are all Cherry veneer w/acrylic polyurethane finish in a satin sheen. Doors have locksets, furniture has

Actron latches.

Main Salon

- Day head with Headhunter Royal Flush Hydro Vac, mirrored overhead, ceiling light fixture, marble tile flooring and stone wainscoting, vanity light, marble vanity top with black Kohler Caxton under mount sink, Jado Oriental gold finish accessories: faucet, towel ring, soap dish & covered toilet paper holder
- Large entry in foyer on starboard side w/stone niche with waterfall edge
- Marble tile in port & stbd companionways and aft salon entry
- Stainless steel framed glass sliding door installed as tonnage door w/J-bolts - auto open
- Silhouette blinds with fixed Roman shade valance in custom blind pocket
- Vinyl headliner
- Perimeter soffit with crown molding and rope light
- Domed overhead ceiling feature (oval) over the dining area w/dining pendant
- Sofa to port
- Game table with two chairs starboard
- Lounge chair w/ottoman
- Cocktail table
- End tables
- Raised buffets port & stbd
- Center buffet
- Lucite storage case for twelve 5-piece place setting china, stemware & formal silverware. Two racks to hold 12 wine glasses & 12 water goblets in stbd fwd buffet. Two shelves for 16 champagne flutes in center buffet cabinet
- Entertainment center with 42" flat screen TV starboard side aft on wall
- Storage for CD's, videotapes & DVD's
- Veneered table base w/oval 3/4" tempered wood top, 8 dining chairs
- Mirror w/beveled edge installed on fwd bulkhead, flanked by wood detail port & stbd
- Salon bar is a walk-up bar with U-line combo refrigerator/icemaker, mirror polished round sink, chrome faucet and storage. Edgester 30-bottle/wine cooler.
- Integra A/V receiver with Dolby 5.1 surround sound
- Integra 5-disc CD/DVD player
- Speakercraft CRS Three 5.1 surround sound speaker system
- Polk audio powered sub-woofer
- Niles switcher SPS4
- Dark 3M tint on windows

Galley/Dinette

- Cherry cabinets
- Cherry veneer on walls in lieu of wallpaper
- Built-in dinette fabric settee & dining table
- Granite countertops with waterfall edge
- Wood flooring
- Perimeter soffit with crown molding and rope light
- 37" Panasonic Viera flat Screen TV
- SS Kohler extra deep sink w/Kohler cutting board & Grohe soap dispenser
- Walk-in pantry with storage under pilothouse/ wine cooler and Miele stack washer and dryer
- Grohe LadyLux faucet
- Sub Zero Pro 48 commercial refrigerator and freezer
- Wolf 5-burner induction cooktop
- Wolf E Series convection oven
- GE Avantium microwave and convection
- Vent hood
- Broan trash compactor
- Franke Little Butler Instahot
- Miele Futurama Dimension dishwasher
- Insinkerator disposal

Master Stateroom

- California King berth with innerspring mattress, upholstered headboard and overhead treatment. Recess for lighting and two drawer storage under
- Recessed Halogen room and reading lights
- 2 x Reading lights
- Indirect rope accent lighting under berth and above soffits
- Special lighting outboard at hull side
- Overhead rope lights above berth
- Opening portlights with screens and privacy covers
- 14-Drawer dresser
- 2 x Nightstands with drawer
- Custom sofa between two cabinets on port side
- Digital safe in walk-in closet
- Desk chair
- Bronze mirrors on bulkhead above headboard and at dressers
- Clear mirror on inside wardrobe door
- Lighted vanity make-up mirror above vanity
- Walk-in wardrobe lined with aromatic cedar, automatic light, ss closet rod & cedar shelf with keeper
- Double door entryway with 1 3/8" Cherry framed with Madrona Burl veneer panels
- Counters are Madrona Burl Veneer top w/solid Cherry waterfall edge

- Duettes with fixed Roman shade valance
- 37" Panasonic Viera flat screen TV in Master, Integra A/V receiver with Dolby 5.1 Surround sound, Speakercraft CRS, three speakers and a Polk subwoofer

Master Head

- 2 x Headhunter Royal Flush Hydro Vac toilets
- Marble shower with Grohe thermostat and Grohe fixtures, tempered glass partition between tub & shower, Euro-style frameless tempered glass doors with chrome latches
- Kohler whirlpool tub w/waterfall spout and Jado Oriental tub handles, silver nickel/gold finish, tub surround and pillars faux painted to match marble
- Door is 1 3/8" solid Cherry door w/Madrona Burl veneer panels
- Linen lockers port and starboard
- Clothes hampers port and starboard
- Full width vanities port and starboard
- 2 x Kohler Vintage sinks with Jado Oriental fixtures, silver nickel/gold finish
- 4 x Mirrored medicine cabinets
- A-look mirror headliner
- Recessed halogen room lights
- Vanity lights
- Marble floor tile
- Counters are marble with waterfall edge
- Jado Oriental accessories, silver nickel/gold finish. Two each: soap dish, covered toilet paper holder, towel bar, tumbler holder, towel ring & robe hook

Guest Stateroom - Forward

- Queen berth with upholstered headboard and custom recess for lighting, single drawer below
- Indirect rope accent lighting under berth and above the soffit
- Recessed halogen room and reading lights
- Bronze mirrors on forward bulkhead above headboard
- Clear full-length mirror on wardrobe door
- 24" Round hatch over berth
- Custom upholstered settee
- Audio/Video: Toshiba flat tube 20" TV, Sony A/V receiver, Sony CD/DVD player, one pair SpeakerCraft CRS-Two speakers
- Soffit for lighting
- 2 x Nightstands with built-in bookcase at headboard
- Vanity/desk
- Entertainment center with Cherry doors and 4-drawer dresser below

- Cabinet in stairwell locker

Guest Head - Forward

- Headhunter Royal Flush Hydro Vac toilet
- Custom molded fiberglass shower w/Euro-style frameless tempered glass door and Grohe fixtures
- Sealed shower light
- Door is 1 3/8" Solid Cherry framed door with Madrona Burl veneer panels
- Linen closet
- Vanity
- Bates & Bates Teri sink w/Jado Oriental fixtures, silver, nickel/gold finish
- Framed mirror above vanity
- Recessed halogen room lights
- Vanity lighting
- Counters are marble with waterfall edge
- Jado Oriental bath accessories: One each soap dish, covered toilet paper holder, towel bar, tumbler holder, towel ring & robe hook

Guest Stateroom - Port

- Queen berth with innerspring mattress, upholstered headboard, custom recess for lighting and four drawer storage under
- Indirect rope accent lighting under berth and above soffit
- Recessed halogen room and reading lights
- Counters are recessed Madrona Burl veneer tops w/solid Cherry waterfall edge
- Duette blinds with fixed Roman shade valances
- Soffit with Cherry trim for lighting
- 2 x Three drawer nightstands
- Six drawer dresser
- Bronze mirrors on aft bulkhead above headboard and above dresser
- Clear full-length mirror on inside wardrobe door
- Wardrobe lined with aromatic cedar, automatic light, stainless steel closet rod and cedar shelf with keeper
- Door is 1 3/8" solid Cherry framed w/Madrona Burl veneer panels
- Opening portlights with screens and privacy covers
- Toshiba flat tube 20" TV, Sony A/V receiver, Sony CD/DVD player, one pair Speakercraft CRS-Two speakers
- Entertainment center with Cherry doors and five drawer dresser below

Guest Head - Port

- Headhunter Royal Flush Hydro Vac toilet
- Custom molded fiberglass shower with Euro-style frameless tempered glass doors with chrome latch and Grohe fixtures
- Sealed shower light
- Kohler Vintage sink w/Jado Oriental fixtures, silver nickel/gold finish
- Door is 1 3/8" Solid Cherry door framed w/Madrona Burl veneer panels
- Jado Oriental bath accessories, silver nickel/gold finish. One each soap dish, covered toilet paper holder, towel bar, tumbler holder, towel ring & robe hook
- Counters are marble with backsplash, w/waterfall edge
- Recessed halogen room light
- Vanity with lighting and mirror

Guest Stateroom - Starboard

- Twin berths with innerspring mattresses and upholstered headboards
- Custom recess for lighting
- One drawer storage under outboard berth
- Indirect rope accent lighting under berth & above soffit
- Recessed halogen room & reading lights
- Duette blinds w/fixed Roman shade valance
- Opening portlight w/screen & privacy cover
- Toshiba flat tube 20" TV, Sony A/V receiver, Sony CD/DVD player, one pair Speakercraft CRS-Two speakers
- Soffit with Cherry trim for lighting
- Bronze mirrors on aft bulkhead above headboard
- Clear full length mirror on inside wardrobe door
- Aromatic cedar lined wardrobe with automatic light, ss rod and cedar shelf with keeper
- 1 3/8" solid Cherry door framed w/Madrona Burl veneer panels
- Counters are recessed Madrona Burl veneer tops w/solid Cherry waterfall edge
- Three drawer movable nightstand
- Entertainment center with Cherry doors and five drawer dresser below

Guest Head - Starboard

- Headhunter Royal Flush Hydro Vac toilet
- Custom molded fiberglass shower with Euro-style frameless tempered glass doors with chrome latch and Grohe fixtures
- Vanity with lighting and wall mirror above
- 1 3/8" Solid Cherry door framed w/Madrona Burl veneer panels
- Kohler Vintage sink w/Jado Oriental fixtures, silver nickel/gold finish
- Recessed halogen room lighting

- Marble counters with backsplash and waterfall edge
- Jado Oriental bath accessories, silver nickel/gold finish. One each soap dish, covered toilet paper holder, towel bar, tumbler holder, towel ring & robe hook
- Sealed shower light

Captain's Stateroom

- Full size berth with U.S. foam mattress and storage below
- Low voltage 24v AC recessed room lights
- 24v AC reading lights
- Corian Sierra Aurora counters with simple bullnose
- Panasonic TV/DVD player
- Pioneer stereo, one pair Speakercraft CRS-One Speaker
- Aromatic cedar lined wardrobe w/automatic light, double doors, ss rod & cedar shelf with keeper
- 1 3/8" Solid Cherry framed door w/Madrona Burl veneer panels
- Clear full-length mirror inside the wardrobe
- Built-in nightstand
- Desk with Corian top, including a stool
- Dresser
- Bookcase
- Blinds

Crew Quarters

- Three twin berths with U.S. foam mattresses and storage below
- Low voltage 24v AC recessed lights
- Aromatic cedar lined wardrobe with automatic light, double doors, ss rod & cedar shelf with keeper
- Clear full-length mirror inside wardrobe door
- 24v AC reading lights

Crew Lounge

- Upholstered settee
- Entertainment center
- Toshiba 20" TV/VCR combo
- Pioneer stereo
- One pair Speakercraft CRS-One Speaker
- Cameo white Corian table
- Built-in Sub Zero refrigerator

- GE microwave
- 2 x Upright, under counter GE freezers
- GE washer & dryer
- Upper and lower cabinets

Lazarette

- Aft watertight door to swim platform
- Rudder room access
- Aft workbench with (3) tool boxes
- 4-Drawer Perlick stainless steel freezers
- Misc storage and access

Pilothouse

- Upgraded inlay wood station wheel
- Electronic Detroit Diesel engine controls
- Detroit Diesel DDEC engine instrumentation panel
- Wood flooring
- Black Spinneybeck leather control console with leather dash hoods
- Sliding hatch to flybridge
- HVAC with custom diffuser on aft bulkhead
- Bronze mirror aft bulkhead
- Chart drawers adjacent to console
- Settee & Cherry settee table w/waterfall edge w/recessed Madrona Burl top
- Crown Classic helm chair to match settee
- Cherry desk w/waterfall edge w/recessed Madrona Burl top
- Built-in bookcase with custom built drawers in lieu of settee to port
- NEC LCD 15" monitor, Pioneer AM/FM/CD stereo with one pair Speakercraft CRS-
One speaker
- Fax cabinet
- V-Kool on pilothouse windows

Engine Room

- Powder coated diamond plate flooring
- Sears 12-drawer tool box w/tools
- Storage cabinets
- SS work bench w/4" vise
- 18' Self-coiling air hose w/quick disconnect
- 18' Self-coiling water hose

- Hose reels for air and water

Mechanical Equipment

- Twin MTU/DDC 16V2000 engines
- 2x 65KW 1800 RPM Northern Lights generators in sound enclosure w/hydro-elastic double mounts, sound shields, water lift mufflers, exhaust/water separator cyclones, and water temperature, oil pressure and hour meters installed on main distribution panel in crew quarters. Both generators have remote start/stop in the pilothouse
- FM200 engine room fire suppression system with manual/automatic controls, small FM200 on the electrical distribution panel
- 60-gallon lube oil tank with deck fill, fill spigot, 50 gal. lube oil waste tank with drain spigot and portable extraction pump w/quick disconnects on pump and all engines
- Cast urethane foil shape rudders w/ss stocks 7.6 sq.ft.
- Fiberglass sleeves with Tide bearings, dripless seals and spare seals in carrier
- Cast bronze struts of Vee design
- Naiad stabilizer system with 9 sq. ft. fins, single-station control, with oil level warning, unloading valve kits and dual pumps w/gauge kits
- Exalto windshield wipers with electronic control panel with synchronization and washers for three wipers
- All thru-hulls bonded with heavy wire and connected to transom zincs & shaft wipers
- 8x Remote mounted bilge pumps, 24V electric bilge pumps with manual/automatic switches & alarms on all pumps except the lower engine room pump and the gray water boxes
- Emergency fixed bilge pump system includes two electric 120V AC pumps w/1 1/4" PVC lines to each major compartment with check valves and strainers
- Jastram power steering w/dual engine driven pumps. Four stations: pilothouse, flybridge, port & starboard wing stations on flybridge
- Stations include indicator, start/stop buttons & covers
- Engines are mounted on Detroit Diesel vibration mounts. All motors and pumps are mounted with shock/isolation mountings
- Zinc anodes are installed on hull at transom and secured on ss studs and tied to the bonding system. Shaft zincs are included
- 15-ton chilled water system air conditioning with air handlers in salon, pilothouse, galley and all staterooms, replaced 2015
- 16" Wesmar 40 HP hydraulic bow thruster with four station controls
- Fuel fills with dual fill/vent pipes vented overboard for fast filling. A second, smaller vent is vented overboard for normal operation. Two fills for water tanks
- 5,500-gallon alloy aluminum fuel tank with dual fills and standard vents, V.I.C. monitoring system & sight tube level indicators
- 100-gallon gas tank under hatch on swim step, includes air dispensing pump and

hose

- One Sea Pro 300 fuel filter for each main engine and one Separ 2005MK for each generator
- Fuel gauges sight tubes located in engine room and V.I.C. monitoring system
- Fuel transfer pump with a flow meter and timer
- 48" Michigan Nibral 5-blade custom wheel propellers
- 4" Aquamet 22-H.S. shafts
- Shaft logs are one-piece fiberglass construction with Tides dripless packing gland with water crossover cooled from engines. Shaft log is bonded into hull

Electrical Equipment

- Main distribution panel located in crew area designed to be functional w/all necessary circuit breakers & transfer switches in providing proper operation of AC & DC circuits
- All gel cell type batteries (2) banks of two 8D, 225 amp batteries, wired in series for starting main engines (total of four) & two 8D, 225 amp batteries, one for ea. generator starting. One 24V battery bank for ship's service & one 12V DC 2 8D 225 amp battery banks for electronics
- 2 x McCarron chargers. One 75 amp 12V DC for electronics, one 75 amp 24V DC for ship's service bank. One McCarron 10 amp 24V DC charger for main engine bank and one McCarron 12V 20 amp charger for generator bank
- Shore power: (1) 100 amp receptacle in aft deck & (1) 100 amp Glendenning reel is portside aft in Laz area.
- 1 x 100' TV/phone cord, also located at Glendenning outlet
- 3 x King heaters/defrosters on PH console
- 2 x 24V DC chart lights, at navigator's area and captain's deck
- 1 x Ritchie Globe Master F600 compass in PH
- 1 x B&G compass on FB
- Distribution panels have engraved faceplates
- Lighting at house sides, foredeck, aft deck stairs, aft deck overhead, FB deck lights
- 2 x 100 amp Westport Acme/WPSY isolation transformers with one step automatic voltage adjustment
- Lightning protection with hull dyna-plate & lightning antenna
- All staterooms have 110V reading lights & 110V receptacles for table lamps
- Indirect Lighting: 24V DC & 110V AC rope lighting
- Recessed Light Fixtures: halogen fixtures
- 1 x ACR RCL100 searchlight located on mast with dual controls
- 24v DC shower lights with white trim
- General Lighting: Vimar and Leviton receptacle & switching throughout
- Perko navigation lights
- Asea shore power conversion

- System updated to 2x 30 kVA

Plumbing

- Aluminum water tanks w/interior epoxy coating, appx. capacity of 1.025 gal. V.I.C. monitoring system & sight tube level indicators
- 2x Aqua Pure water filters
- Freshwater system: (2) 220v AC pumps & (1) 24v DC backup pressure pump w/tank
- Hot & cold water shower in port locker on the swim step
- Freshwater washdown w/quick disconnects on fore deck, boat deck & aft deck
- 120 gallon hot water heater
- 2x Sea Recovery watermakers (1,400 gal. per day)
- Holding tank: Composite construction w/inspection hatch. 240V AC diaphragm type pump w/24V DC backup pump for pump out. Tank capacity of 600 gallon
- Gray water boxes fitted at supply and discharge lines for all showers. Forward sump tank has a sump pump and a 24v DC backup pump. Aft tank has 24v DC backup pump

Electronics

- Panasonic 16-station telephone system w/10 programmable phones
- (18) Jack locations, midship shore inlet w/100' combo CATV/telephone shore cord
- KVH II HD Dome with dummy match
- Nobeltec Trident
- New Marine Nav Computer - WX Works
- Garmin 8215 on flybridge
- 3x ICOM M602 VHF radios - (2) in pilothouse, (1) on flybridge
- Raytheon 53 VHF radio installed in tender
- ICOM M802 SSB
- 2x Hailer horns integrated w/VHF radios
- Robertson AP50 autopilot in pilothouse
- Robertson AP50 on flybridge
- Northern Airborne Technology G.P.I.R.B.
- 2x Furuno radars with 19.1" LCD display & repeater on FB
- Tellular cellular phone system
- Furuno depth sounder w/15" LCD monitor
- Northstar GPS in PH & FB
- Transas ECS navigational/electronic chart system w/18.1" LCD display
- Charts from Seattle, WA to Ft. Lauderdale, FL
- B&G wind, depth & speed with HS2000 full function display
- Westport's V.I.C. security system

- Furuno Weatherfax
- Panzoom TIH 12 V DC hi-resolution color camera system, fixed camera on aft deck, port and starboard side decks & full pan zoom tilt camera in engine room
- 10x Direct TV receiver boxes

Flybridge/Boat Deck

- 24" SS Destroyer type wheel
- Welded aluminum mast & composite w/electronics, anchor lights & deck lighting
- Wet Bar: Swanstone Arcticwhite sink, Corian Magna Savannah top, TV/phone jacks, U-Line combo refrigerator/icemaker, gas grill with cover and (4) bar stools
- Stern Flagstaff with 5' x 8" U.S. flag
- Port and starboard wing stations, which include electronic engine controls w/synchronizer, jog lever, bow thruster control, rudder angle indicator, main engine start/stop and covers
- Helm station w/engine controls, engine instrumentation and electronics
- Custom Venturi 1/4" Perspec windshield in SS frame
- Removable chocks for life raft & tender
- Nautical Structures davit w/power telescoping hydraulic boom and rotation
- Tender lifting bridle
- SS rails around boat deck
- 2 x Crown helm chairs with footrests
- Kahlenberg air horn with 1/2" air strainer
- Molded-in spa with sun pad top and storage below
- Sun pad with cushions and covers
- Molded settee w/cushions and hinged seating for storage below on FB
- 3 x Fixed oval tables with Cameo white Corian tops
- DCS 27" propane stainless steel grill with cover
- 42" drop down Panasonic flat Screen TV, Integra A/V Receiver with Dolby 5.1 Surround Sound, Integra 5 Disc DC/DVD Player and SpeakerCraft CRS 8.2 speakers.
- Clarion white stereo, Planet audio amplifier, two pairs Polyplanar speakers

Ground Tackle, Line Handling Equipment

- Dual Pool style 300 lb unpainted, galvanized anchors w/anchor plates bow
- 1 x 250', 1x 350' 5/8" chain for (2) bow anchors
- 5/8" Chain roller bow stoppers
- 2 x VWC 4500# Maxwell, hydraulic winches with hand brakes & devil's claws - bow
- 2 x Maxwell 2200# 24V DC capstans stern
- 6 x Docklines, 60' 3/4" braided nylon with 36" eye splice
- 8 x 1'7" SS bitts

- 6 x SS hawse eyes fwd, (2) SS hawse eyes at swim grid, plus (2) add'l cleats at stern for shore boat tie-off
- 4 x 15" Inflatable type fenders with 1/2" nylon line
- 8 x Fender cleats with SS rub rail (4 per side)
- Anchor chain washdown system bow

Safety and Fire Protection

- 13 x Coast Guard approved adult life preservers with water lights
- 6 x Coast Guard approved child life preservers with water lights
- 2 x 24" diameter ring buoys secured on exterior of vessel
- Track and car system safety tethers under soffit, above salon windows
- Flare kit
- Medical kit w/soft case
- Perko ship's bell per Coast Guard regulations, stored in doghouse
- Dry chemical type fire extinguishers (3) 10 lb, (5) 5 lb & (4) 2 1/2 lb
- GPIRB
- 2 x 8-man SOLAS "A" liferafts

Tenders

18' Nautica 115 hp Yamaha, VHF, compass and transom ladder

Optional Features

- Hardtop
- Name Boards
- Underwater Lights (6)
- A/C with 2 additional back up pumps
- UV for water maker
- Blackwater (Head Hunter) Treatment System
- Shore power converter by A/Sea
- Sat Tele Data / Fax Fleet 77
- Wind / speed / depth (Capt. Cabin)
- Autopilot C Plath w/ joystick
- Camera System (4/pan tilt) aft deck
- Navtex Rec.
- AIS
- Alum Diamond plate floor powder coated white
- Shower door etched in Master
- Power blinds (14)

- HVAC Fresh Air make-up system
- 2 x 16 man liferafts
- 2 x CO2 ext (engine room); 1x foam ext (engine room)

Exclusions

Exclusions to include but not limited to, owners' and crews' personal belongings. If requested, a list will be provided at closing.

Исключения


При продаже яхты исключаются личные вещи владельца.

Отказ от ответственности


Компания предоставляет описание судна или яхты добросовестно, но не может гарантировать точность этой информации, а также не ручается за техническое состояние. Покупатель должен проинструктировать своих агентов или оценщиков исследовать представленную информацию более подробно, по собственному желанию. Продажа судна или яхты, изменение цены или снятие с продажи будет происходить без предварительного уведомления.

ФОТОГРАФИИ


Main Salon




Main Salon




Dining Area




Dining Area




Dining Area



Stairway to Galley



Galley



Galley Dining



Galley




Stairway to Lower Deck



Day Head



Master Stateroom



Master Stateroom



Master Bath



Master Bath



Foyer



Foyer



Guest Stateroom




Guest Bath




Twin Guest Stateroom




Guest Bath



Guest Stateroom



Guest Bath



Pilothouse Seating




Pilothouse



Pilothouse




Flybridge




Flybridge Seatin




Upper Deck




Upper Deck Helm



Upper Deck Helm



Foredeck Seating



Side Deck



Aft Deck



Aft Deck



Starboard Profile




Starboard Bow Running Profile



Port Bow Running Profile



Port Running Profile



КОНТАКТЫ

Андрей Шестаков (Andrey Shestakov) – ведущий яхтенный брокер отдела продаж яхт и судов компании Shestakov Yacht Sales Inc. Официальный представитель Shestakov Yacht Sales Inc. для русскоговорящих клиентов в центральном офисе компании в Майами/Форт Лодердейл/Флорида/США.

Контактная информация

Email: **andrey@shestakovyachtsales.com**

Web: shestakovyachtsales.com

Телефоны

Краснодарский край: **+7(918)465-66-44**

США, Майами, Флорида: **+1(954)274-4435**

Время работы

Понедельник – Суббота: **9:00 - 21:00** EDT

Воскресенье: **Закрыто**

Адрес



Harbour Towne Marina, 850 NE 3rd St, STE 213, Dania, FL 33004