

APHRODITE — VIKING/GULFSTAR



Builder: Viking/Gulfstar

Year Built: 1987

Model: Motor Yacht

Price: PRICE ON APPLICATION

Location: United States

LOA: 63' 0" (19.20m)

Beam: 17' 4" (5.28m)

Min Draft: 4' 8" (1.42m)

Max Draft: 4' 10" (1.47m)

Our experienced yacht broker, Andrey Shestakov, will help you choose and buy a yacht that best suits your needs **APHRODITE — Viking/Gulfstar** from **our catalogue**. Presently, at **Shestakov Yacht Sales Inc.**, we have a wide variety of yachts available on **our sale's list**. We also work in close contact with all the big **yacht manufacturers** from all over the world.

If you would like to buy a yacht **APHRODITE — Viking/Gulfstar** or would like help answering any questions concerning purchasing, selling or chartering a yacht, please call **+1(954)274-4435**

TABLE OF CONTENTS

TABLE OF CONTENTS	2
SPECIFICATIONS	5
Basic Information	5
Dimensions	5
Speed, Capacities and Weight	5
Accommodations	5
Hull and Deck Information	6
Engine Information	6
DETAILED INFORMATION	7
Walkthrough	7
Salon	7
Dining Area	8
Galley	8
Lower Helm/Pilothouse	8
Companionway	9
Forward Cabin	9
Forward Head	9
Port Guest Cabin	9
Starboard Guest Cabin	10
Mid Guest Head	10
Aft Companionway	10
Master Cabin	10
Master Head	11
Foredeck/Side Deck	11
Aft Deck	12
Flybridge	12
Flybridge Helm	12
Engine Room Equipment	12

Electrical	13
Remarks	13
Exclusions	13
Exclusions	14
Disclaimer	14
PHOTOS	15
Salon Looking Forward	15
Salon Looking Forward	15
Salon to Starboard	15
Salon Looking Aft	15
Dining Area	15
Galley to Starboard	15
Galley to Port	15
Galley Forward to Starboard	15
Galley to Port	16
Pilothouse	16
Pilothouse	16
Forward Cabin	16
Forward Head	16
Forward Head	16
Port Cabin	16
Port Cabin Looking Forward	16
Starboard Cabin	17
Mid Head	17
Laundry	17
Master Looking Aft	17
Master Looking to Port	17
Master Looking Forward	17
Master Head	17

Master Tub	17
Master Bidet	18
Custom Swim Platform	18
Sliding Passerelle	18
Flybridge Seating	18
Flybridge Helm	18
Flybridge Aft Seating	18
Flybridge Seating	18
Flybridge Boat Deck Area	18
Port Engine	19
Port Engine	19
Starboard Engine	19
Main Generator	19
Alternate Profile	19
Alternate Profile	19
Alternate Profile	19
Stern Quarter	19
Alternate Profile	20
At Anchor	20
Alternate Profile	20
Alternate Profile	20
CONTACTS	21
Contact details	21
Telephones	21
Office hours	21
Address	21

SPECIFICATIONS

Basic Information

Category: Motor Yacht

Sub Category: Pilothouse

Model Year: 1988

Year Built: 1987

Country: United States

Vessel Top: Bimini Top

Fly Bridge: Yes

Dimensions

LOA: 63' 0" (19.20m)

LOD: 65' 6" (19.96m)

Beam: 17' 4" (5.28m)

Min Draft: 4' 8" (1.42m)

Max Draft: 4' 10" (1.47m)

MFG Length: 62' 6" (19.05m)

Speed, Capacities and Weight

Displacement: 66000 Pounds

Gross Tonnage: 33 Pounds

Water Capacity: 470 Gallons

Holding Tank: 60 Gallons

Fuel Capacity: 1080 Gallons

Accommodations

Total Cabins: 4

Total Berths: 6

Sleeps: 8

Total Heads: 3

Hull and Deck Information

Hull Material: Fiberglass

Deck Material: Fiberglass

Hull Configuration: Semi Vee

Hull Color: white

Hull Finish: Fiberglass

Hull Designer: R. Lazzara

Exterior Designer: R. Lazzara

Interior Designer: Gulfstar

Engine Information

Engines: 2

Manufacturer: Detroit Diesel

Model: T/8V92TA

Engine Type: Inboard

Fuel Type: Diesel

DETAILED INFORMATION

Walkthrough

Entering APHRODITE is either from the port or starboard hinged Pilothouse doors into the Pilothouse or from the custom built swim platform and spiral staircase to the Aft Deck and into the yacht's main entrance to the Salon.

The Salon is huge and incorporates a stair to the Flybridge as well as a dedicated Dining Area. Forward is a pass through to the full beam Galley and another pass through to the Pilothouse.

Stairs from the Pilothouse lead below to three cabins. The Forward Guest Cabin with staggered over/under berths is forward followed by a private Head with shower.

Next aft to port is a double berth cabin with access to a Head and shower shared by the Starboard Cabin. The cabin to starboard has twin over/under bunks.

Back to the Salon with a private stair to the Master Stateroom one finds the Engine Room and Laundry at the bottom of the stairs. Upon entering the Master Cabin there is a full size desk for an Office Area, a King size centerline berth, upholstered seating and an abundance of storage. The private Master Head has tub/shower, toilet, twin sinks and a bidet.

All interior joinery is of a honey colored satin finished teak that shows beautifully. Gulfstar's steam bent door frames with arched doors are found throughout the vessel.

The Flybridge is mostly enclosed under a Bimini top with a full Helm forward, ample seating followed by the Boat Deck with a 13' Boston Whaler chocked on deck.

Salon

Upon entering the Salon from the Aft Deck via a sliding stainless steel door with insect screen one immediately notices a feeling of spaciousness, full of ambient light, from the large cabin side windows with Venetian blinds and decorative drapes. Each side has an opening window with a screen.

To port is an upholstered sofa with loose pillows and a wood cocktail table. End tables with table lamps flank the sofa.

To starboard are two sea grass arm chairs separated by a third end table with a table lamp. Next forward is a free standing cabinet followed by the Salon's AC/heating cabinet.

Eight open tread steps lead to the Flybridge making access safe and comfortable.

To port is the yacht's Entertainment Center with flat screen TV, DVD, AM/FM/CD/stereo, all behind smoked Plexi doors in an attractive teak cabinet. Also in the Salon are full drapes aft, an upholstered valance all the way around, overhead lights and stereo speakers.

The sole has a custom carpet installed in 2011.

Dining Area

Next forward is the Dining Area. It is open to the Salon but separated by the Entertainment Center. There is a large white Marbleite table with six leather chairs to port for comfortable entertaining.

Opposite to starboard is a wet bar all behind teak cabinetry with space for an ice-maker and glass storage above. Forward of the dining table is a small counter top below the pass through to the Galley. The pass through can be closed off as needed with twin bi-fold teak louvered shutters. Beneath the counter top are three Korean storage cabinets for books and cutlery.

Galley

The Galley is very large and forms a divider between the Salon and the Pilothouse forward.

Features include:

Whirlpool two door refrigerator/freezer w/ice & water through the door GE microwave oven, new 10/16 Gaggenau built in oven Compactall trash compactor Caloric dishwasher Triple basin stainless steel sink Removable spray faucet Frigidaire Ceran top cook top Hot water dispenser (12) Cabinet doors (5) Drawers Solid surface countertop Sliding Lucite door cabinets above to port & starboard Mini blinds on port & starboard cabin side windows Marble tiles floor

Lower Helm/Pilothouse

Full beam and forward of the Galley is the Pilothouse with the following features:

Teak & vinyl Helm Area stretches nearly full beam Helm wheel Raymarine C-120 W plotter/radar Raymarine L760 plotter/radar Glendinning synchronizer Raymarine ST70 digital depth meter Naiad stabilizer controls Side Power bow thruster joystick Hynautic hydraulic engine controls Full analog engine gauges 12 Volt accessory outlet Horn

switch ITT/Par searchlight controls Danforth Constellation 4" magnetic compass in chrome binnacle Raritan rudder angle indicator Engine alarms Cetec Benmar autopilot controls Sea 322 single side band radio Standard Horizon Quantum VHF radio w/hailer Emergency engine shutoff cables/pulls Engine on/off key switches Bennett trim tab controls Bennett trim tab indicators Soderberg chart light (2) Upholstered helm seats w/footrests Standard Horizon VHF 310 Smoke alarm (chained) to other units

Companionway

Leading forward from the Pilothouse on the starboard side is a curved set of stairs leading to the three forward accommodation cabins, all re-carpeted in 2011.

Forward is an upper/lower berth cabin with a private head.

Aft to port is a queen berth Stateroom and aft to starboard is an upper/lower cabin.

Both cabins share a full head with shower.

Forward Cabin

All the way forward is a twin berth cabin with two beds arranged in a staggered over/under fashion off the port outboard bulkhead. An opening stainless steel porthole with wooden blinds is above the upper berth. Each berth has a reading light. There are two storage drawers below the lower berth. Forward are twin access doors to the rope/chain locker. Slightly to starboard is a chest of four teak drawers with a teak countertop above and a TV w/built-in VHS cabinet. Further to starboard is a hanging locker and an upholstered bench seat with a matching porthole and blinds above. An aluminum hatch with dark Plexi insert and retractable insect screen opens to the Foredeck.

Forward Head

The en suite Head has a mica vanity with storage below and sink above. Mirrored medicine cabinets above offer ample storage. The sole is vinyl. An opening stainless steel porthole with wooden blinds is above the sink.

The Vacuflush head is next aft. Also within the Head is a stall shower with a handheld or wall mountable fixture and dark tinted hinged Plexi door.

Port Guest Cabin

Next aft from the centerline Companionway is the queen berth Cabin. The berth is

outboard with two reading lights and a mirrored headboard above. Further outboard is a teak shelf with two opening stainless steel portholes with full drapes above.

At the foot of the berth is a half height hanging locker and three drawers below. Access to the shared Head is aft.

Starboard Guest Cabin

Entered from the forward end is the Starboard Guest Cabin with twin berths arranged in an over/under fashion. Each berth has a reading light. Above the upper berth are two opening stainless steel portholes behind full drapes.

Forward is a half height hanging locker with three teak drawers below. Opposite the bunks is a bookcase. Aft is access to the shared Head.

Mid Guest Head

The Mid Guest Head is shared by two cabins and as such has two access doors. There is storage below the mica vanity with a sink and medicine cabinet/storage above. The toilet is a Vacuflush model. The stall shower has a handheld or wall mountable fixture behind a teak and dark Plexi door. The sole is vinyl.

Aft Companionway

Leading aft and down from the forward area of the Salon is access to the Master Suite, Laundry Area and Engine Room.

At the bottom of the stairs is a storage area/linen closet outboard and a Laundry Utility Area inboard. Inside the Laundry Room door are stacked washer dryer units replaced in recent years. A storage/workshop area in the Laundry Room gives way to the spacious standup Engine Room forward.

Master Cabin

Aft at the bottom of the stairs is the entrance to the Master Cabin. When first entering through an arched doorway there is a bank of ten deep teak drawers outboard with a fiddled bookshelf and TV/DVD entertainment cabinet above. Side windows with mini blinds and decorative drapes are above.

Inboard in a mirrored alcove is a full size executive desk and chair to handle as much office work as needed in a yacht!

Moving aft behind the ten drawers is an upholstered L shaped settee in the corner. Next inboard is a king size berth flanked by twin nightstands with two drawers below and a table lamp above. Twin gooseneck reading lights are above. Large aft windows with blinds and decorative drapes are above a mirrored panel that extends from port to starboard. There is a deck hatch with retractable insect screen above starboard nightstand.

Along the portside of the cabin is a section of six teak louvered doors which conceal an abundance of storage and hanging space. To starboard before entering the Master Head is a custom teak storage cupboard.

The sole is carpeted (2011). Above are halogen mini spots. The entire Aft Cabin area seems to belong to a much larger yacht!

Master Head

The private Master Head is next forward to port. The vanity has storage below and twin china sinks above. Further forward is a cabinet for towel and medicine cabinet storage. The Vacuflush head is furthest forward.

Next inboard is a tub/shower with twin sliding doors and a wall mounted or handheld fixture. A bidet is furthest aft.

The Head has plenty of overhead lighting and AC vent for ventilation. The sole is marble.

Foredeck/Side Deck

Fiberglass nonskid decks Fiberglass molded bow pulpit Welded stainless steel bow rails w/lifelines Ideal electric windlass w/chain gypsy & rope capstan Up & down foot switches for windlass Stainless steel anchor roller 75 Lb. CQR plow anchor w/3/8 chain Spare 300' 1" 3 strand anchor rode w/a 100' of 3/8 chain (3) Pantograph windshield wipers/washers International Navigation lights Hinged port & starboard Pilothouse doors Walk around side decks 5 Step Marquipt Tide Ride ladder chocked on portside Custom vertical boarding ladder chocked on portside forward (2) Stainless steel fender baskets Boat hook Bomar deck hatch into Forward Cabin Molded bench seat w/cover & removable cushions Raised molded fiberglass toe rail Remote control searchlight/spotlight Side deck lighting Stainless steel window frames (2) Opening side deck windows w/screens Fiberglass custom "gutter" added around the front of the superstructure, stops drips at entry doors & windshield

Aft Deck

Fiberglass nonskid decks Full fiberglass dodgers below handrail from midships aft Custom five foot fiberglass swim platform Custom powder coated aluminum curved five step ladder to Aft Deck (3) Stainless steel hoop rails (plus one spare hoop) Custom slide out boarding platforms port & starboard sides (2) Large fixed port lights in transom Hinged entry rail onto Aft Deck at ladder Fiberglass deck box on Aft Deck (2) Boat hooks Overhead DC lighting Stainless steel sliding Aft Deck door w/screen

Flybridge

Fiberglass nonskid decks Aluminum radar arch w/down lights that can be lifted off and laid on Flybridge Deck to transit Erie Canal Forward Bimini top & 3 side enclosure w/(2) Zip in screens Aft Bimini top & 3 side enclosure w/(4) U Zips w/screens fitted at openings (2) L shaped settees facing centerline w/striped Sunbrella cushions & storage below Fiberglass dining table w/single pedestal Fiberglass cabinet w/Haier drink refrigerator & storage Stereo speakers Sliding hatch to Salon stairs EPIRB Nautical Structures electric tender davit Chocks for tender 13' Boston Whaler tender w/40 HP Johnson OB & 2.5 HP "get home" outboard Full cover for tender Life raft, 6 person Venturi windshield w/stainless steel frame Flybridge deck drains aft have extensions to keep aft walk arounds on the deck below dry

Flybridge Helm

Hydraulic steering/helm wheel Danforth Constellation 4" magnetic compass in chrome binnacle Full analog engine gauges Raymarine C-120W color chart plotter/radar Raymarine L-760 color plotter/radar Glendinning synchronizer controls Naiad stabilizer controls Sidepower bow thruster controls Raritan rudder angle indicator Engine alarm system Hynautic hydraulic engine controls Bennett trim tab controls Bennett trim tab indicators Raymarine ST60 digital depth finder ITT/Par searchlight remote controls Standard Horizon VHF 310 Standard Horizon VHF remote Mic from Lower Station Cetec Benmar autopilot system (3) Pompanette helm chairs w/removable cushions Helm cover Engine on/off switches 12 Volt accessory socket Horn switch Engine alarms Flybridge light switches

Engine Room Equipment

T/735 HP Detroit Diesel 8V92TA's Allison transmissions, port rebuilt (3/15) Dual Racor 1000 fuel filters for each engine Generator Racor filter Walker Airsep crankcase ventilation system 5 Point oil change pump, main transmission, 20 KW generator Naiad stabilizer system #252 Custom stainless steel line cutters at stabilizer fins Fuel priming pump (2) Vacuflush head systems 30 Gallon hot water heater Sidepower electric bow

thruster Inlet filter for freshwater system on Aft Deck DC air compressor for horns & household use under Flybridge Direct reading manual engine gauges Airphone intercom system AC fluorescent lighting DC incandescent lighting Hart tank tender monitor system Fireboy fire suppression system, new 2008 Blue silicon engine hoses Glendinning engine synchronizers Filters on air intake vents at hull sides One 36,000 BTU Cruiseair reverse cycle air at expansion AC compressor One 16,000 BTU Cruiseair reverse cycle air at expansion AC compressor Freshwater pumps DC (3) Shurflow shower sumps pumps Line cutters on prop shafts (4) Rule bilge pumps High water alarm system CO detectors fore & aft living spaces (10) Handheld fire extinguishers in living spaces (4) Kidde wireless interconnected smoke alarms in living spaces

Electrical

12/24 Volt DC system 110/220 Volt AC system Xantrex 15 KW inverter XM1800 Port & starboard 50 amp 220 volt shore cord inlets 20 KW Onan generator in sound shield - 2557 hours 5 KW Onan generator in sound shield - 2256 hours (4) Battery shutoff switches (4) Battery chargers (6) 8D Batteries - (4) house batteries new in 2015, (2) start batteries new in 2014 Central electrical bonding system w/zincs

Remarks

Purchased by her third owner in 2001 and maintained fantastically since, APHRODITE is a rare find. Her up to date equipment includes Naiad stabilizers and a Sidepower bow thruster!

She has had her bottom peeled and relaminated, she has had a custom and useful swim platform addition and she has been largely updated for the past 15 years by her owners who use her only during the summer months.

Since 2003 she has been indoor stored with a new project tackled almost every winter.

She has cruised from Florida to Canada including the Great Lakes.

APHRODITE is a lovely boat for comfortable living or long range cruising. **Owner is open to smaller trades.**

Exclusions

While every effort was made to list all pertinent included equipment aboard APHRODITE, there are some personal belongings aboard. Prospective purchasers should assume any item not specifically mentioned herein will not convey at closing.

Exclusions


Owner's personal belongings.

Disclaimer


The Company offers the details of this vessel or yacht in good faith but cannot guarantee or warrant the accuracy of this information nor warrant the condition of the vessel. A buyer should instruct his representatives, agents, or his surveyors, to investigate such details as the buyer desires validated. This vessel or yacht is offered subject to prior sale, price change, or withdrawal without notice.

PHOTOS

Salon Looking Forward



Salon Looking Forward



Salon to Starboard



Salon Looking Aft




Dining Area



Galley to Starboard



Galley to Port



Galley Forward to Starboard



Galley to Port



Pilothouse



Pilothouse



Forward Cabin



Forward Head



Forward Head



Port Cabin



Port Cabin Looking Forward



Starboard Cabin



Mid Head




Laundry



Master Looking Aft



Master Looking to Port



Master Looking Forward



Master Head



Master Tub



Master Bidet



Custom Swim Platform



Sliding Passerelle



Flybridge Seating



Flybridge Helm



Flybridge Aft Seating



Flybridge Seating



Flybridge Boat Deck Area



Port Engine



Port Engine



Starboard Engine




Main Generator




Alternate Profile



Alternate Profile



Alternate Profile



Stern Quarter



Alternate Profile



At Anchor



Alternate Profile



Alternate Profile



CONTACTS

Andrey Shestakov, leading yacht broker of the sales department of Shestakov Yacht Sales Inc. Shestakov Yacht Sales Inc., the official representative of the Miami/Fort Lauderdale FL headquarters.

Contact details

Email: **andrey@shestakovyachtsales.com**

Web: shestakovyachtsales.com/en/

Telephones

USA: **+1(954)274-4435**

Office hours

Monday – Saturday: **9:00 - 21:00** EDT

Sunday: **closed**

Address



Harbour Towne Marina, 850 NE 3rd St, STE 213, Dania, FL 33004