

SEA RETREAT — CHEOY LEE



Builder: CHEOY LEE

Year Built: 2006

Model: Motor Yacht

Price: PRICE ON APPLICATION

Location: United States

LOA: 96' 0" (29.26m)

Beam: 22' 0" (6.71m)

Max Draft: 6' 0" (1.83m)

Cruise Speed: 20 Kts. (23 MPH)

Max Speed: 25 Kts. (29 MPH)

Our experienced yacht broker, Andrey Shestakov, will help you choose and buy a yacht that best suits your needs **SEA RETREAT — CHEOY LEE** from **our catalogue**. Presently, at **Shestakov Yacht Sales Inc.**, we have a wide variety of yachts available on **our sale's list**. We also work in close contact with all the big **yacht manufacturers** from all over the world.

If you would like to buy a yacht **SEA RETREAT — CHEOY LEE** or would like help answering any questions concerning purchasing, selling or chartering a yacht, please call **+1(954)274-4435**

TABLE OF CONTENTS

TABLE OF CONTENTS	2
SPECIFICATIONS	6
Overview	6
Basic Information	6
Dimensions	6
Speed, Capacities and Weight	6
Accommodations	7
Hull and Deck Information	7
Engine Information	7
DETAILED INFORMATION	8
Overview	8
Walkthrough	8
Interior General Specification	10
Aft Deck / Transom / Swim Platform	10
Salon	11
Dining	11
Day Head	11
Galley	11
Observation Lounge	12
Master Stateroom / Main Deck	12
Master Head / Main Deck	13
Lower Guest Foyer	13
Master Stateroom / Lower Deck	13
Master Head / Lower Deck	14
Queen Staterooms	14
Guest Heads	14
Captains & Crew Cabins / Crew Heads / Crew Lounge	15
Enclosed Pilothouse / Skylounge	15

Sun Deck Aft of Skylounge	15
Communications and Navigational Equipment	16
Electrical Equipment	16
Entertainment / Audio Visual Equipment	17
Hull & Deck / General Construction	18
2014 / 2015 / 2016 Upgrades & Improvements	19
Capacities	20
Mechanical / Propulsion / Engine Room	20
Remarks	21
Exclusions	22
Disclaimer	22
PHOTOS	23
Aft Deck	23
Aft Deck	23
Aft Deck	23
Aft Deck	23
Salon	23
Salon	23
Salon	23
Salon	23
Dining	24
Dining	24
Day Head	24
Main Foyer	24
Galley	24
Galley	24
Galley	24
Galley	24
Master Stateroom / Main Deck	25

Master Stateroom / Main Deck	25
Master Stateroom / Main Deck	25
Master Stateroom / Main Deck	25
Master Head / Main Deck	25
Master Head / Main Deck	25
Master Stateroom / Main Deck	25
Lower Foyer	25
Master Stateroom / Lower Deck	26
Master Stateroom / Lower Deck	26
Master Stateroom / Lower Deck	26
Master Head / Lower Deck	26
Master Head / Lower Deck	26
Master Head / Lower Deck	26
Guest Stateroom / Queen	26
Guest Stateroom / Queen	26
Guest Head	27
Guest Stateroom / Queen	27
Guest Stateroom / Queen	27
Guest Head	27
Observation Lounge	27
Observation Lounge	27
Pilothouse	27
Pilothouse	27
Skylounge	28
Skylounge	28
Skylounge	28
Skylounge Deck	28
Skylounge Deck	28
Skylounge Deck	28

Skylounge Deck	28
Tender	28
Crew Mess	29
Crew Mess	29
Crew Mess	29
Captain's Cabin	29
Captain's Cabin	29
Captain's Head	29
Crew Quarters	29
Crew Head	29
Engine Room	30
Engine Room	30
Engine Room	30
Engine Room	30
Aft View	30
CONTACTS	31
Contact details	31
Telephones	31
Office hours	31
Address	31

SPECIFICATIONS

Overview

Cheoy Lee's Bravo 96' Motoryacht is the flagship of the Bravo Series. Amazingly strong, lightweight and quiet as a result of resin infused composite construction. The yacht also returns impressive speed and fuel economy levels. This salute to good engineering features a 3 ½ deck layout, offering tremendous interior volume as well as excellent versatility. Comfortably cruising at over 20 knots, or extended cruising range at lower speeds at 10 knots.

Basic Information

Category: Motor Yacht

Sub Category: Pilothouse

Model Year: 2006

Year Built: 2006

Country: United States

Dimensions

LOA: 96' 0" (29.26m)

Beam: 22' 0" (6.71m)

Max Draft: 6' 0" (1.83m)

Speed, Capacities and Weight

Cruise Speed: 20 Kts. (23 MPH)

Max Speed: 25 Kts. (29 MPH)

Water Capacity: 800 Gallons

Holding Tank: 350 Gallons

Fuel Capacity: 5300 Gallons

Accommodations

Total Cabins: 4

Sleeps: 8

Total Heads: 5

Captain Cabin: True

Crew Cabin: 2

Crew Berths: 4

Hull and Deck Information

Hull Material: Fiberglass

Deck Material: Teak and Fiberglass

Hull Configuration: Semi-Displacement

Engine Information

Engines: 2

Manufacturer: Caterpillar

Model: C-32

Engine Type: Inboard

Fuel Type: Diesel

DETAILED INFORMATION

Overview

Cheoy Lee's Bravo 96' Motoryacht is the flagship of the Bravo Series. Amazingly strong, lightweight and quiet as a result of resin infused composite construction. The yacht also returns impressive speed and fuel economy levels. This salute to good engineering features a 3 ½ deck layout, offering tremendous interior volume as well as excellent versatility. Comfortably cruising at over 20 knots, or extended cruising range at lower speeds at 10 knots.

Walkthrough

Boarding "*Sea Retreat*" is accomplished from either the swim platform aft, or by side boarding gates both port and starboard onto the aft deck, or through side boarding gates amidship on both port and starboard sides to the walk-around decks.

From the swim platform entrance the crew and engine room door is accessed from the crew door centerline.

Stepping down into the crew quarters is the crew mess. In this area there is a microwave, an additional refrigerator, and stacked washer/dryer. There are two crew cabins aft with crisscross berths for four. The Captain's cabin is to starboard with a berth overhead, and the second crew cabin features over-under crisscrossed berths as well. Both staterooms have en-suite head and showers.

The aft deck is accessed from the platform staircases, located both to port and starboard. The aft deck has a large teak table with a wide molded in transom seat, as well as loose teak chairs. This area features a full bar with (2) icemakers, and refrigerator. There is a molded-in staircase to the upper deck/boat deck and enclosed flybridge above with storage under this staircase.

The salon is accessed through a stainless framed sliding door. Large windows combined with a high ceiling and overhead wood trim add to the open appearance and feel.

Immediately to port is a large "L-shaped" sofa facing aft with storage underneath and settee coffee table. Across from the sofa are two occasional chairs. There is a flat screen LED TV with entertainment system in the starboard aft corner of the salon.

Forward to starboard is a sideboard with sink, icemaker, refrigerator and storage for flatware. Amidship forward in the salon is the formal dining area featuring a custom formal dining table. There are additional storage cabinets for glassware and dishware in this area.

Forward of the salon to port is an entry door to the galley and to the starboard side is the deck level foyer. There is a day head in this foyer and storage under the stairs to the raised observation deck and skylounge/pilothouse. Just forward of the staircase up is the starboard main galley entrance.

The galley is designed for maximum counter, cooking and refrigerator space. There is a large stainless sink, a large refrigerator, freezer, oven with cooktop, and convection microwave oven. The galley features abundant storage for cookware and provisions.

Forward of the starboard foyer area on the main deck is one of the two master staterooms. There are two large cedar-lined closets on either side of the flat screen TV. The bed is a centerline king berth, with storage drawers, a makeup vanity and cabinet to starboard. The bathroom is three steps down with an enclosed head and large shower with seating area. The head has an emergency escape hatch in the overhead of the bathroom.

In the center forward of the salon is the staircase to the lower foyer. The lower foyer accesses the three staterooms below deck, as well as the central guest washer/dryer and linen closet/storage cabinet.

The second master stateroom is located forward in of the staircase landing in the lower foyer. This cabin features a centerline king berth with storage underneath, night tables, abundant drawer storage forward underneath the TV and cabinet storage outboard, one with built-in safe to starboard. There is a small couch to port and two cedar-lined hanging lockers outboard. This stateroom has four large portlights which give the room a lot of natural light.

The unique feature of this lower master is the large bathroom with Jacuzzi tub, separate shower and Headhunter head. There is a lighted vanity with expansive top, two sinks and storage.

Aft of the master through the lower foyer on either side of the staircase landing are two additional guest staterooms with queen beds; both cabins feature nightstands, drawer storage, TV, large portlights, and en-suite heads with showers. There are two full hanging lockers in these staterooms; both have emergency exits to the engine room.

Back up to the on deck foyer to starboard is the stairway to the observation lounge and sky bridge. The observation lounge is accessed off of the staircase to the sky bridge. This area was designed to be a conversation area for guests while underway and offers a 180 degree view well above and over the bow. This area is an excellent area for informal meals or working area for guests with laptops or gaming.

Up the staircase from the observation lounge is the sky bridge. This is one of the best-selling points of **"Sea Retreat"**. The sky bridge pilothouse area is the perfect position to pilot the yacht with 360° vision. There is a full array of state-of-the-art electronics

mounted on the helm console and a Crown helm chair with companion seat.

The skylounge has a large "L- shaped" sofa to port with storage underneath and chair to starboard; there is also a wet bar with refrigerator and sink in this area.

Going out aft of the skylounge through stainless steel framed glass doors, is the aft deck with a large bar that features a sink, icemaker and refrigerator. The bar has a large serving top with 4 stainless pedestal seats and a wide L-shaped settee with storage and table to port. A custom BBQ is located in this area with a large stainless steel grill. Further aft is a Nautical Structures crane with boat deck surrounded by safety railing. Access to the aft deck is down a wide stairway on the starboard side.

The bow is accessed via full walk-around decks and features a forward seat and large sun pad for relaxing while underway.

Interior General Specification

Interior décor has mahogany with satin finish and accent woods including Mappa Burl inserts in doors and use of Burl accents throughout. Carpet and sound attenuation pads throughout the vessel. Main foyer floor is granite with granite inserts in wood treads on stairs to observation deck and pilothouse. All heads have granite floors.

Aft Deck / Transom / Swim Platform

- Molded fiberglass stairs to flybridge with hatch
- Teak decking
- Fiberglass settees with upholstered cushions
- Custom teak table
- U-Line refrigerator
- U-Line icemaker in fiberglass cabinet
- Sink
- (3) Teak deck chairs
- Corian bar top
- S/S Gates at swim platform stairs
- Twin stairs to swim platform with teak decking
- Overhead lights and speakers
- Storage cabinets
- Sink
- (4) Underwater lights on the transom
- Aft facing camera
- Remote pilot station receptacle
- Access on port side deck to stairs to crew quarters
- Wing doors port and starboard to side decks

- 8-Step Sea Stair with port and starboard mounting brackets at aft deck
- Teak decking on swim deck
- S/S Swim ladder with teak steps
- S/S U-shaped rails
- Locker for shore power
- TV and telephone inlets
- (2) 8 Stainless steel fold-up cleats port and starboard
- (12) S/S centerline mooring cleats
- Transom access to crew quarters
- Storage locker

Salon

- Wet bar with U-Line refrigerator
- U-Line icemaker and liquor storage
- Granite bar top and port dining room storage cabinets
- S/S framed tinted tempered glass doors to aft deck
- Cabinet for entertainment center
- Ceiling lights with control/dimmer switches, soffit and floor lighting with control switches
- Grand staircase down to lower foyer and three staterooms
- (8) Sconces and emergency lighting
- Built-in upholstered settee
- (3) Upholstered chairs and cocktail tables

Dining

- Dining table with six chairs (which can be condensed to accommodate smaller groups)
- Buffet
- Overhead dining light fixture
- Formal entry on starboard with pantograph door to side deck

Day Head

- Off main foyer
- Headhunter head
- Granite countertop with sink

Galley

- GE S/S Range/oven unit
- GE S/S Microwave oven with ventilation hood
- GE Profile S/S counter depth refrigerator
- GE S/S Dishwasher
- U-Line wine cooler
- S/S double sink with faucet with removable spray
- Built-in soap dispensers
- Garbage disposal
- Granite countertops
- Smoke detector
- Butler's pantry with door to dining room
- Ceiling lights, under cabinet lights, 110vAC outlets (4 single GFI)
- Storage lockers with added freezer
- Pantograph door to port side deck
- (2) Skylights
- Door for starboard entry from foyer

Observation Lounge

- Raised wraparound L-shaped dinette settee with storage underneath and wood table top
- (2) Custom S/S bar stools
- Smoke detector
- Forward flat surface in tan Majilite
- Storage cabinets and drawers in Raised Panel
- Ceiling lights with control switch
- Stairways to pilothouse and main deck

Master Stateroom / Main Deck

- King bed with drawers underneath
- Headboard upholstered with fabric
- (2) Night tables with storage
- Entertainment cabinet
- Smoke detector
- Storage lockers
- (2) Closets, cedar-lined on back surfaces with automatic lights
- Built-in vanity desk with seat, storage drawers and mirror
- Ceiling lights with dimmer switch
- Floor lights with control switch
- (2) Reading lights
- Built-in safe

Master Head / Main Deck

- Steps down to master head
- Headhunter toilet
- Stall shower
- Sink faucets, shower faucets and bath accessories
- Granite countertop with (2) sinks, storage cabinet underneath
- Granite flooring, granite walls and floor in shower
- Mirrored medicine cabinets
- (2) Vanity lights
- Grohe Body spray
- Exhaust fan and overhead skylight
- Exit hatch with stow-away SS ladder

Lower Guest Foyer

- Grand staircase from salon with decorative hand rails
- Granite flooring
- Locker with GE stacked washer and dryer
- Indirect lighting in overhead vaulted ceiling
- Storage locker
- Grand entry into lower deck master with faux double door entry
- Access to port and starboard queen staterooms

Master Stateroom / Lower Deck

- King berth with storage drawers underneath
- Headboard upholstered with fabric
- Indirect lighting with dimmer control
- Shoji screens
- (2) Night tables
- (2) Reading lights
- Entertainment equipment cabinet
- Telephone jack
- Smoke detector
- (2) Closets, cedar-lined on back surfaces with automatic lights
- Built-in safe
- Halogen ceiling lights with dimmer switch
- Soffit
- Floor lights with control switch
- Upholstered settee

Master Head / Lower Deck

- Headhunter toilet
- Jetted tub and separate stall shower
- Upgraded sink faucet, shower faucet and bath accessories
- Granite countertop with two sinks
- Storage cabinet underneath
- Granite floor, walls and flat surface in shower
- (2) Mirrored medicine cabinets
- (4) Vanity lights
- Towel warming rack
- Exhaust fan
- 110vAC outlets
- Vanity/makeup counter

Queen Staterooms

- Bookend design with identical layout port and starboard
- Island queen berths with storage drawers underneath beds
- Headboards upholstered with fabric
- Storage cabinets
- Over the bed soffit with indirect lighting with dimmer control
- Shoji screens
- (2) Night tables with storage
- Dresser with storage locker
- Smoke detectors
- Mirrored wardrobes with cedar-lined back surface and automatic lights
- Ceiling lights, two reading lights and floor lights
- Entertainment equipment cabinets
- Over-sized hull side windows for impressive views

Guest Heads

- Stall showers
- Headhunter toilets
- Mirrored medicine cabinets
- Granite countertops with sink and storage cabinet underneath
- Granite floor in each head
- Granite walls in showers
- (2) Vanity lights
- Exhaust fans
- Common emergency exit to engine room from each queen stateroom closet

Captains & Crew Cabins / Crew Heads / Crew Lounge

- (2) Crew staterooms, (1) for the Captain + one additional crew if needed
- (1) Crew stateroom can accommodate two crew
- Large closets
- Heads
- Stall showers
- Sink faucets
- Shower faucets and bath accessories
- Corian countertops with sinks
- Mirrored medicine cabinets
- (2) Vanity lights in each head
- Exhaust fans
- 110vAC Outlets
- Settee in crew lounge area
- Amtico flooring in lounge
- Watertight door to engine room
- Refrigerator
- Microwave oven
- Bosch front loading washer/dryer in cabinet

Enclosed Pilothouse / Skylounge

- ZF single lever electronic controls
- Aft deck remote plug in station for remote handheld module on 25 lead
- Teleflex/Hynautic hydraulic power steering and custom stainless steel wheel
- Engine instrumentation and alarms, windshield defroster, windshield wipers with fresh water wash system, remote control for anchor windlass, full lighting controls
- Ritchie 5 compass with light
- Carpet with Amtico flooring on step up to helm console hood and mullions in Majilite
- L-shaped settee with storage
- Upholstered chair
- Coffee table
- Sliding glass and stainless steel doors to boat deck
- Crown Limited Mariner helm chair
- Bench seat with storage to port side of helm
- Electrical panel and storage cabinets
- Wet bar cabinet with refrigerator

Sun Deck Aft of Skylounge

- Hatch and stairs to aft deck with stainless steel gate
- Bar and bar stools
- Fiberglass lockers for sink with cold water faucet
- Fresh water wash-down hose bib
- 110vAC outlets (2 single GFI)
- Nautical Structures hydraulic davit 1,700 lb. with standpipe and power rotation
- L-shaped settee with upholstered cushions and storage underneath
- S/S rails around sides of sun deck
- U-Line Icemaker and refrigerator
- Lynx grill
- 2006 Novurania 460DL with new Etec 90HP, custom chocks mounted aft
- (2) 8-Man life rafts Zodiac with chocks and hydrostatic releases

Communications and Navigational Equipment

- (1) Marine VHF Radio / Hailer, 1 ICOM SSB Marine Radio with DSC: Cell Phone and Data Terminal, Panasonic KXTD624
- Telephone & Intercom System, 2 Furuno VX2 Color Radar / Plotters, Color Sounder Function 600W or 1KW 50/200 KHz
- Module, Robertson AP25 Autopilot System
- KVH HD7 Stabilized HD Satellite System (2014)
- US Config. with 6 HD receivers
- 3 Camera CCTV Camera system
- KVH V7 IP (2014) integrated communications system
- 1 KEP multi-screen LCD unit: 1 Toshiba Navigation CPU Laptop hardwired into KEP LCD: 1 Syrens Wave WIFI system with Exterior Antenna
- 4 Linksys internet routers
- 1 Weather Station (2014) with exterior Antenna
- 4 ICOM Weather Proof hand held VHF
- New in 2014 Furuno AIS fully integrated into navigation system

Electrical Equipment

- 220/110vAC and 24/12vDC electrical panels, main panels in engine room and zone panels located throughout the vessel
- ACR 100 searchlight with remote control in the pilothouse
- Overhead light fixtures throughout the interior
- (2) Banks of AGM Glass Mat 24vDC, 210 amp hour batteries for engines and ship service, emergency engine start battery parallel system, (2) sets of 12vDC, AGM Glass Mat 175 amp hour batteries for generator starting, 12vDC, 20 amp battery charger, one bank of 24vDC, 210 amp hour AGM Glass Mat batteries with 24vDC, 60 amp battery charger and 50 amp Vanner 12vDC power supply

- (2) Glendenning shore power Cablemaster systems, 230 volt AC, 100 amp with 120 ft. cables.
- Shore cable and telephone inlet, with 120 cable located in transom locker
- Copper bonding system, connecting all-through hull fittings and major metal components to exterior hull zinc anodes
- Dynaplate grounding plate and strap to pilothouse and fly bridge ground terminal boards
- Voltmeters and ammeters for supply circuits, generator/ shore power selector switches and shore power polarity indicator
- Remote Generator start/stop and monitoring panel for both generators in engine room and at helm
- LCD touch screen control/alarm monitoring system with audible and visual signals displayed on Programmable Logic Controller (PLC) located in pilothouse for generator low oil pressure, generator high temperature, high bilge level, and smoke detectors (engine room, staterooms, galley, and salon)
- Security alarm sensors on all doors and hatches
- Navigation light control and monitoring in pilothouse
- Twin 40kW Northern Lights generators in sound shields, single generator capable of running the entire boat
- Atlas AutoPhase System (to balance the two shore power cords for equal current)
New Feb. 2016

Entertainment / Audio Visual Equipment

- Main salon Video Components: 1 Panasonic 42" HD LCD TV, 1 DirecTV DSS Satellite Receiver, 1 Surge Suppressor
- Main salon Audio Components1
- Bose Lifestyle 48 system with 5.1 surround sound mini cubes
- All cubes flush-mounted in the ceiling with Sub-woofer concealed behind corner entertainment cabinet
- Remote controls and amplifiers in observation lounge, aft deck, pilothouse and boat deck all connected to salon Bose unit
- Water-proof Bose speakers on boat deck and aft deck
- Speaker Craft flush-mount
- Speakers in observation lounge and pilothouse, master stateroom on-deck
- HD led TV, 1 LG AM/FM/Stereo Receiver/Prog. Scan DVD player
- 1 DirecTV NTSC DSS Satellite Receiver, 2 SpeakerCraft 5" Premium CRS Round 2-Way
- Flush-mount speakers, 1 Surge Suppressor

Master Stateroom Lower Deck

- LG 32" HD Ready LCD TV, 1 LG AM/FM/Stereo Receiver/Prog Scan DVD Player, 1

DirecTV DSS Satellite Receiver, 2 SpeakerCraft 5" Premium CRS Round 2-Way flush-mount speakers, 1 Surge Suppressor

Guest Stateroom

- LG 23" HD LCD TV, 1 LG AM/FM/Stereo, Receiver/Prog Scan DVD Player, 1 DirecTV NTSC DSS Satellite Receiver: 2 SpeakerCraft 5" CRS Round 2-Way flush-mount speakers, 1 Surge Suppressor

Guest Stateroom / Port

- LG 23" HD LCD TV, 1 LG AM/FM/Stereo Receiver/Prog Scan DVD Player, 1 DirecTV NTSC DSS Satellite Receiver: 2 SpeakerCraft 5" CRS Round 2-Way flush-mount speakers, 1 Surge Suppressor

Crew Lounge

- 26" LCD HD TV, 2 SpeakerCraft 5" CRS Round 2-Way flush-mount Speakers, 1 Surge Suppressor

Crew Quarters

- Poly Planar 12V AM/FM/Stereo CD Player, 2 SpeakerCraft 5" CRS Round 2-Way flush-mount speaker, Panasonic CD player with 2 SpeakerCraft 5" CRS Round 2-Way Flush-mount speakers and 2 Panasonic 5" flush-mount speakers

Hull & Deck / General Construction

- Hull, deck and superstructure 100% resin infused and built with Divinycell and equivalent advanced fiberglass construction techniques, biaxial and multi-axial Eglass reinforcement, carbon fiber skeletal structure
- Resin infusion makes the hull far stronger and lighter in weight than traditional hand laid construction, also virtually no danger of voids in the lamination
- Rarely seen double bottom construction with integral tanks
- Infused composite fuel, fresh water and all holding tanks offer enhanced safety and increased structural integrity. Tinted (except in pilothouse) tempered glass windows, fiberglass and S/S rub rail. DuPont Snow White painted exterior finish
- Awlcraft painted non-skid exterior decks
- Viny-lester laminate and epoxy barrier on hull bottom
- Twin Maxwell VWC 4000 (4000lb.) vertical anchor windlasses with 350' of ½ chain on one and 400' on the other, (2) 176 pound (80 Kg) Bruce anchors, local handheld controls on bow at windlasses with
- remote control panel in pilothouse for main windlass and anchor. Fresh and salt water wash down in anchor locker
- Buell twin trumpet air horns, (8) S/S mooring bollards, LED overhead lights for side

decks

- LED Courtesy lights
- Foredeck storage locker for fenders and lines
- Stainless steel rails, 1.5, S/S burgee staff on bow rail
- S/S Flag staff
- Boarding gates port (2) & starboard (2)

2014 / 2015 / 2016 Upgrades & Improvements

- New Fabrica carpeting throughout
- Newly upholstered dashboard and console (on enclosed pilothouse)
- Caterpillar Platinum Warranty extended through January 22, 2017 (starboard engine)
- Complete exterior paint at Lauderdale Marine Center in Fort Lauderdale
- Boat fully-waxed quarterly since new paint job
- Complete service for and repainting of davit
- New davit lifting harness
- Tender refit, all new valves, with new Evinrude ETec 90HP outboard installed
- All new batteries for boat and tender
- New bottom job with full prop speed on props and thrusters
- Complete service by Pantropic on engines, complete service and balancing of both props, complete service on stabilizers with new bearings & shafts, prop shafts remanufactured as new
- Full 3500hr. Cat service on both engines
- Heat exchangers cleaned and rebuilt
- Generators fully serviced
- New raw water pumps on both main engines
- (2) New fresh water pumps
- New fuel transfer pump and hoses
- New fuel prime pump
- New oil change pump
- New stabilizer cooling pump
- All new hydraulic hoses
- New hydraulic steering system
- Headhunter heads fully-serviced and holding tank scrubbed
- New wipers and washer lines
- New cutlass bearings
- New PSS shaft seals
- Large spare part and tool inventory
- New fully integrated Furuno AIS System installed, all new updated Nobeltec charts
- New navigation monitor
- Head hunter monitoring system new
- New Headhunter Tortuga Diaphragm discharge pump installed

- New weather station and wind gauge
- All new Beard Marine AC chillers, air handlers, drain lines & frequency drives and new raw water and cold water pumps installed
- Removal of and replaced all caulking around all windows, removal of all S/S rails & rub rails, then polished & reinstalled after paint job completed
- V-Cool window coatings added to windows
- New headliners throughout
- All new soft furnishings inside and out
- New upholstered chairs and tables throughout
- New observation lounge couch and salon couch
- All new bedding, linens, and mattresses
- New custom made teak aft deck dining table by Blue Water Chairs
- New HD satellite TV system and New VSAT satellite communications system and Wave Wi-Fi upgraded
- New HD TV installed in master stateroom
- Office equipment replaced
- New crew area HD TV
- New washers and dryers (2 sets)
- New Lynx BBQ grill
- All new galley pots, pans, utensils, knives, silverware, glassware

Capacities

- Fuel Tanks: 6
- Fuel Tanks Capacity: 5300 gal
- Fuel Tanks Material: GRP
- Fresh Water Tanks: 1
- Fresh Water Tanks Capacity: 800 gal
- Fresh Water Tanks Material: GRP
- Holding Tanks: 1
- Holding Tank Capacity: 350 gal
- Holding Tanks Material: GRP

Mechanical / Propulsion / Engine Room

- Twin Caterpillar C-32 engines, 1652 hp
- Hours: Port Main: 3702Hrs Stbd Main 3683Hrs (2016)
- Starboard main engine overhauled by Cat (June 2015)
- Caterpillar Platinum Warranty extended through January 22, 2017 (stbd. engine)
- Naiad 42 hp, 16 Hydraulic bow thruster with helm station and handheld control, Naiad Datum stabilizer control system in Pilothouse
- 9 square foot fins

- Twin Caterpillar C32 with 1652 bhp each, standard CAT instrumentation, underwater exhausts, with bypass and fiberglass mufflers, all new exhaust system in 2013
- (2) Northern Lights generators, 40 kW each w/ sound shields
- Engine room mounted start/stop instrument panels for main engines and generators
- Generator hours: Port 4643Hrs Stbd 4663Hrs (2016)
- Centek combo generator mufflers, air/water separator type, with hull side outlet
- 220vAC reverse cycle chilled water air conditioning
- Engine room ventilating system via air/water separators on hull side with automatic shut-down devices on intake blowers
- Engineered fire protection system, consisting of manually and automatically actuated CO2 fire extinguishing system
- Complete oil change system, manifold and hoses to all engines and gearboxes
- RACOR (3 per main engine) fuel filters for main engines with manifolds and Vacuum gauges
- Racor filtration and water separation filter on fuel transfer system
- Sea Recovery Aquamatic 1400 gallons per day water maker
- (2) Water heaters, accumulator tanks for fresh water pressure system, water filtration unit, circulating hot water system
- Automatic sump pumps, automatic bilge pumps for each compartment
- Fuel management system consisting of fuel shut-off valves, fuel transfer pump with meter system and selector manifold,
- Hart Tank Tender gauges for fuel, fresh water, black water and grey water tanks, pneumatic pump type
- Black water tank level indicator and high level alarm
- Macerator pump for pump out of holding tank direct over board, or to vented deck fitting for shore side disposal
- Groco bronze raw water strainers for all engines and sea water pump intakes, seacocks on all through hull fittings below the waterline
- Battery racks, battery condition indicator, engineered sound vibration and noise attenuation system for engine room spaces consisting of lead tile sound barriers and Mylar faced synthetic lead foam insulation covered with white painted aluminum perforated sheeting
- Custom sound mounts for main engines, generators, engine room stanchions, head pumps/motors, air conditioning compressors and sea water cooling pumps
- Aquamet 22 propeller shafts, S/S rudder blades, Nibral propeller shaft struts, Nibral propellers, 5-blade, PYI dripless shaft seals, 110vAC fluorescent lights, smoke detectors, 110Vac outlets
- Watertight entrance door from crew quarters, watertight emergency escape hatch from engine room to forward accommodations

Remarks

"Sea Retreat" is truly one of the best buys in the market today. I have had the privilege of selling a couple of her Sistership's and consider the 96 Bravo among the best offshore riding boats in their style and size class. Beautiful timeless lines combined with the attributes of solid composite construction, Caterpillar power, a gorgeous interior and her highly desired dual master layout make this skylounge yacht a perfect superyacht in a just under 100' package. Don't miss this opportunity!

Exclusions


Owner's personal belongings.

Disclaimer

The Company offers the details of this vessel or yacht in good faith but cannot guarantee or warrant the accuracy of this information nor warrant the condition of the vessel. A buyer should instruct his representatives, agents, or his surveyors, to investigate such details as the buyer desires validated. This vessel or yacht is offered subject to prior sale, price change, or withdrawal without notice.

PHOTOS

Aft Deck



Aft Deck



Aft Deck



Aft Deck




Salon




Salon



Salon



Salon



Dining



Dining



Day Head



Main Foyer



Galley



Galley



Galley



Galley




Master Stateroom / Main Deck



Master Stateroom / Main Deck




Master Stateroom / Main Deck



Master Stateroom / Main Deck



Master Head / Main Deck




Master Head / Main Deck



Master Stateroom / Main Deck



Lower Foyer




Master Stateroom / Lower Deck




Master Stateroom / Lower Deck




Master Stateroom / Lower Deck




Master Head / Lower Deck




Master Head / Lower Deck



Master Head / Lower Deck




Guest Stateroom / Queen



Guest Stateroom / Queen




Guest Head



Guest Stateroom / Queen




Guest Stateroom / Queen



Guest Head




Observation Lounge




Observation Lounge



Pilothouse



Pilothouse



Skylounge



Skylounge




Skylounge




Skylounge Deck



Skylounge Deck



Skylounge Deck



Skylounge Deck




Tender




Crew Mess



Crew Mess




Crew Mess




Captain's Cabin




Captain's Cabin



Captain's Head



Crew Quarters



Crew Head



Engine Room



Engine Room




Engine Room



Engine Room



Aft View



CONTACTS

Andrey Shestakov, leading yacht broker of the sales department of Shestakov Yacht Sales Inc. Shestakov Yacht Sales Inc., the official representative of the Miami/Fort Lauderdale FL headquarters.

Contact details

Email: **andrey@shestakovyachtsales.com**

Web: shestakovyachtsales.com/en/

Telephones

USA: **+1(954)274-4435**

Office hours

Monday – Saturday: **9:00 - 21:00** EDT

Sunday: **closed**

Address



Harbour Towne Marina, 850 NE 3rd St, STE 213, Dania, FL 33004