

ASHA, EX-MA MU VI, HOPE — PALMER JOHNSON



Судостроитель: PALMER JOHNSON

Год постройки: 1992

Модель: Экспедиционная яхта

Цена: ЦЕНА ЯХТЫ ПО ЗАПРОСУ

Местонахождение: United States

Длина общая: 90' 0" (27.43m)

Ширина: 22' 0" (6.71m)

Макс. осадка: 7' 0" (2.13m)

Крейс. скорость: 10 Kts. (12 MPH)

Купить **ASHA, ex-MA MU VI, HOPE — PALMER JOHNSON** а также выбрать подходящую вам яхту из нашего каталога яхт вам поможет опытный яхтенный брокер Андрей Шестаков. На сегодняшний день компания **Shestakov Yacht Sales Inc.** имеет большое количество яхт в собственном списке продаж, а также тесно сотрудничает со всеми крупными яхтенными производителями по всему миру.

Для того чтобы купить яхту **ASHA, ex-MA MU VI, HOPE — PALMER JOHNSON** а также проконсультироваться по любому вопросу связанному с покупкой, продажей, чартером яхт позвоните по телефону **+7(918)465-66-44**.

ОГЛАВЛЕНИЕ

ОГЛАВЛЕНИЕ	2
ХАРАКТЕРИСТИКИ	4
Обзор	4
Основная информация	4
Размеры	4
Скорость, вместимость и масса	5
Размещение	5
Корпус и палуба	5
Информация о двигателе	5
ПОДРОБНОЕ ОПИСАНИЕ	6
Accommodations & Layout	6
Construction and Paint	11
Engine, Engine Room, Mechanical Equipment	11
Tanks	11
Deck Equipment	11
Audio/Visual	12
Safety and Fire Protection	12
Electrical System and Equipment	12
Electronics and Navigational Equipment	13
6-Month Refit 2015	14
Exclusions	14
Broker Comments	14
Исключения	15
Отказ от ответственности	15
ФОТОГРАФИИ	16
Salon	16
Galley	16
Pilothouse	16

Pilothouse	16
Master Stateroom	17
Master Head	17
Master Head	17
Guest Stateroom	17
New Teak Stairways	17
New Teak Stairways	17
New Teak & Holly Soles	18
Crew Mess	18
Walkaround Deck	18
Upper Bridge Deck	18
Cockpit	18
Upper Bridge Deck	19
Upper Bridge Deck	19
Aft Deck	19
Aft Deck	19
Main Electrical Panel in Engine Room	19
Engine Room	19
Hydraulic Manifold	20
Bilge Manifold	20
Refurbished Fuel Lines	20
Line Drawings	21
КОНТАКТЫ	22
Контактная информация	22
Телефоны	22
Время работы	22
Адрес	22

ХАРАКТЕРИСТИКИ

Обзор

Owner downsizing – will consider partial trades of a quality M.Y. or Trawler Yacht. ASHA is not your average “marina queen.” This purpose built yacht will appeal to those who wish to explore the world in great comfort and safety in an understated, yet elegant, classic style. Formerly **MA MU VI** and **HOPE**, this 1992, Palmer Johnson 90 footer is the expression of what it is to live the exciting life exploring all parts of the world-wherever you may wish to go. **ASHA** sleeps six owners and guests in three immaculate staterooms, plus four in crew in two cabins. Following is an in-depth spec sheet of everything this yacht has to offer, a description of what is right about a properly outfitted vessel. **ASHA** underwent a very extensive mechanical/systems refit at Front Street Shipyard during the winter of 2015. Already a proven transcontinental Expedition yacht, she was made even better and safer with additional redundancy added to every critical system. To inspect this exceptional yacht, please contact your broker. The current owner is downsizing and may consider a partial trade of a quality m.y. or trawler. This is an opportunity not to be missed!

Основная информация

Тип судна: Экспедиционная яхта

Модельный год: 1992

Год постройки: 1992

Год обновления: 2015

Страна: United States

Верх: Hardtop

Открытая палуба мостика: Да

Размеры

Длина общая: 90' 0" (27.43m)

Ширина: 22' 0" (6.71m)

Макс. осадка: 7' 0" (2.13m)

Скорость, вместимость и масса

Крейс. скорость: 10 Kts. (12 MPH)

Крейсерская скорость поворота: 1375 Kts.

Дальность на крейсерской скорости: 3000

Чистый вес: 139 Pounds

Вместимость воды: 1860 Gallons

Вместимость сточного бака: 930 Gallons Объем топливного бака: 5800 Gallons

Размещение

Всего кают: 3

Спальные места: 6

Всего ком. состава: 4

Каюта капитана: Да

Каюты экипажа: 2

Койки экипажа: 3

Корпус и палуба

Материал корпуса: Aluminum

Материал палубы: Teak

Комплектация корпуса: Full Displacement

Дизайнер корпуса: Dick Boon

Дизайнер экстерьера: Dick Boon/Palmer Johnson

Информация о двигателе

Двигатели: 2

Производитель: Caterpillar

Модель: D3406-B

Тип двигателя: Inboard

Тип топлива: Diesel

ПОДРОБНОЕ ОПИСАНИЕ

Accommodations & Layout

Cockpit/Lazarette/Swim Platform and Aft Deck

All the way aft is a small cockpit with a sink and fish cleaning station on the port side (drain added during 2015 refit) with drawers for tackle underneath. On the starboard side of the cockpit there are (2) 100 amp, 3 phase electrical inlets. On top of and at the center of the after bulkhead there is a SS mounting pin for the manual passerelle. To starboard is a transom door which leads from the cockpit down to the integral swim platform. The swim platform has (2) SS bollards and (2) Maxwell stern warping winches outboard to port and starboard, a folding SS swim ladder and a fresh water hand held shower. Both the swim platform and cockpit have teak decking. In the lazarette under the cockpit there is a back-up hydraulic pump for the steering system, new Side-Power stern thruster, spare 250lb. Kedge anchor with about 50' chain, and miscellaneous spare parts.

A ladder leads from midships of the after bulkhead of the cockpit to the aft deck above. The aft deck has removable isinglass curtains, teak decking, and a stairway with teak steps to the boat deck above. On the port side of the aft deck are a built-in, L shaped settee and small coffee table. (All new cushions and covers in 2015). To starboard is a varnished round dining table with matching chairs/seating for up to six. **Main Salon** Sliding glass doors lead from the aft deck to the Main Salon. (Doors can be made Opaque electronically if one wants privacy when docked "stern to"). Paneling in the salon and throughout the yacht is Cherry. The carpeting here is new beige and white flecked. Outboard on both sides of the salon are three large thermal pane windows which give this area a very open feel and provides people sitting or standing the ability to enjoy panoramic views. (Hunter Douglas 'Duette' blinds for the windows here as well as for other windows and ports throughout the boat). At the port end of the salon, just forward of doorway from the aft deck is a cherry wood bar with blue/grey granite bar top. Amenities of the bar are: Three Stidd type bar stools with new, leather upholstered seat and back cushions New Frigidaire® icemaker Under counter Refrigerator Small sink Storage cupboard for glasses and liquor Additional cupboards and bookcase behind bar in the after bulkhead. Forward of the bar on the port side of the salon are a beautiful blue grey leather semi-circular settee and a large coffee table with storage underneath. On both sides of the salon are built in cherry cabinets. Opposite the settee, starboard side, is a retractable 54" flat screen T.V. with storage cabinets underneath. Forward of this, at the starboard end of the salon, is a built in desk/computer station with a chair. Lighting in the salon consists of:

3 Brass wall sconces 25 small, halogen, overhead, recessed lights 5 110V AC/24V DC large round brass overhead lights All accent (rope) lighting, new 2015

Other features: (1) Set of AC digital controls for (2) new air handlers (2) New AV speakers

Master Stateroom Varnished teak with non-skid steps lead down from the starboard aft corner of

the salon to the private, full beam master stateroom below. (Steps here, as well as well as from the salon to the galley and from the pilothouse to below and forward, are new and were custom built at Front Street Shipyard). At the bottom of the steps there is a secondary entryway to the engine room. A teak and holly companionway (also newly fabricated) leads from here to the master. Farther along the companionway on the port side is a utility room with a linen locker, new Dometic Combo Washer/Dryer and two access hatches for the after fuel tank and gray water tank. On the starboard side of the companionway is a small storage room which has a fold down desk and seat, a safe, storage for storm ports, a fire extinguisher and fire hose. (Room was used by the present owner as a Ham Radio Room and is wired accordingly). Two port lights bring added light to this area. The master stateroom has (6) opening port lights (two to port, two to starboard and two larger ports in the after bulkhead which open up to the cockpit. There are screens and deadlights for all of these port lights as well as for the port lights throughout the rest of the boat). There is a king size berth mounted fore and aft on the centerline of the stateroom. On either side of the berth are built in bureaus, cubbies and book shelves. Outboard on the starboard side of the room is a newly recovered settee. Above and behind the settee are additional cubbies and cabinets for storage. Mounted into one of the cabinets is a new Garmin GPS 6212. Farther forward is a double door hanging locker. On the port outboard side of the room there are additional cabinets and a built-in vanity with mirror and stool. Mounted on the forward bulkhead opposite the foot of the berth is a 54" Samsung T.V. Below it are additional cabinets for storage. Lighting in the master consists of:

(2) traditional 110v classic steamer lights over berth (4) large, round, brass 110v/24v lights overhead (11) flush mounted Halogen lights overhead At the port forward end of the master is the en suite bath. It has:

Double sinks in vanity All new gold plated fixtures (sinks and shower) New granite counter top New tile flooring (heated) and tile in shower Dometic VacuFlush head Mirrored cabinets over sinks for toiletries and medicine Storage cupboards under sinks, as well as deep, custom built cubbies behind toilet and a stand-alone varnished box for paper goods. Lighting in the head consists of: (5) Halogen overhead lights (1) large, brass, round 110v/24v light (1) Halogen light in shower (1) small, brass, round 110v/24v light in shower Extractor fan **Galley/Dinette** New teak steps lead from the forward end of the main salon up to the galley and dinette. This area can be closed off from the salon by a door which was retrofitted by the former owner of the boat. The present owner has upgraded the flooring here by adding a beautiful, new teak and holly sole. The spacious galley is to port and has an abundance of natural light from two large windows. Other features and equipment include:

New black and white granite counter tops New, deep, SS sink New Air Handler Miele 5-burner glass cooktop with warming zone Miele under counter Oven GE Profile Convection/Microwave oven Kitchen-aid under counter dishwasher Sub-Zero full size refrigerator

Lighting consists of: (10) Halogen recessed overhead lights (4) round, brass 110v/24v lights Other in Galley: Smoke Alarm (2) new AV speakers The dinette is to starboard and has a newly upholstered blue leather, semi-circular settee with large rectangular granite top table. In addition, there are two stools in board that swivel so that they can be stowed under the table when not in

use. Pilothouse

Just beyond the galley/dinette area is the Pilothouse. The Pilothouse can also be shut off from the galley by means of a pocketdoor. To starboard, aft, is an on-deck head. Adjacent and outboard of the head are steps which lead to the flybridge above. At the helm is a spoked destroyer type wheel with a varnished wood rim. On the port and starboard sides of the pilothouse are varnished dogged and gasketed wing doors which were rebuilt and reskinned during the 2015 refit. On the port aft side of the pilothouse is a leather bench seat with (4) small drawers and a long chart drawer under it. Above and inboard of the bench seat are bookshelves where the yacht's drawings and equipment manuals are stored. Below these, in a cabinet are the "brains" for the VSAT and Iridium communication systems (run through Panasonic PBX), an HP Laser Printer and box for KVH TV. (Systems have been disabled but can be reactivated by a new owner). Under this cabinet are the A.C. and D.C. panel for the bridge electronics and the Naiad controller for the stabilizers. At the port side of the pilothouse console is a chart desk/nav station which pulls out and away from the console for ease of studying and making notations. On the console are (2) Nauticomp Display screens for Nobletec, Radar, Navnet and surveillance cameras (2 in engine room, one aft, and one on flybridge). In addition, there is a new Garmin GPSMap 7215 with Radar, Chart Plotter and the yacht's Maritron Monitoring System. Mounted above the console are gauges for main engines, alarms, tachometers, etc. (See **Electronics Section** for a complete list of electronics and Navigational Equipment). **Guest and Crews Quarters**

New teak steps lead from the starboard forward side of the pilothouse to the guest and crews quarters below. At the foot of the stairway is a new teak and holly sole which leads aft to two identical twin berth guest staterooms. At the beginning of this companionway is a new access hatch for the inspection plate for the grey water tank. Further along to starboard is a full length closet for linens, bathroom supplies, and small bag storage. Aft to port and starboard are the staterooms. Both staterooms are paneled in Cherry and have full twin sized berths with two deep drawers under each. In addition, both staterooms have: Built in night table with two drawers between berths Full length half locker with shelves for pillows, blankets, etc. Full length, double door hanging locker with AC digital controls inside. New 22" T.V. mounted on the forward bulkhead Storage cubbies above outboard berth Sony Am/Fm Radio and Amplifier Sony 10 Disc Automatic Changer Panasonic phone and Intercom Multi-plug strip (2) Opening portlights with Hunter Douglas shades New blue and white flecked carpeting (8) Halogen flush mounted overhead lights (1) large, round brass 110v/24v light (1) Smoke detector (2) overhead flush mounted audio speakers New Accent lighting En suite head Head:

New tile floor in head and shower Single sink with Corian countertop in cherry vanity Gold plated faucets and shower head Mirror faced medicine cabinet over vanity Built in waste bin in vanity (1) Opening portlight with Hunter Douglas blind (1) large round brass 110v/24v light (1) small, round brass 110v/24v light (in shower) (1) extractor fan Towel racks VacuFlush head **Crews Quarters**

Directly ahead of the bottom of the stairway from the pilothouse is a doorway which leads into the crews mess and crews accommodations. Flooring here and throughout the crews quarters is new, foam backed linoleum (simulated oak). Panelling in this area is light wood. The crew mess

has:

Newly upholstered L shaped settee with a hi-lo table and a small galley. Thermador 2 burner glass cooktop Amana Microwave Magic Chef refrigerator (small) New 2016 New 22" T.V. Bookshelves Round SS opening port light in the hull side **Laundry** Opposite the crew mess is the yacht's Laundry room which has: New, full size Miele Washer and Dryer Large SS laundry sink and faucet Storage Pantry Laundry detergent and cleaning supply cabinet New Perlick freezer **Bilge Storage, Bow thruster compartment** In the crews quarters companionway, there is a hinged hatch with a pneumatic ram assist that provides access to a large storage area below. This area is well lit with two large AC fluorescent light fixtures. It is an ideal location for storing extra cases of water, soft drinks, etc. On the port and starboard sides of this compartment are racks for bins where spare parts are stored. All the way forward is the tunnel for the bow thruster. Just aft of this is a large household type chest freezer. At the after end of this area are the black water tank and grey water tank. Some of the other gear and equipment housed here are:

Nutone central Vacuum system 30 gallon ship's service compressed air reservoir Personal Safe (4) Sealand toilet vacuum accumulators **Captain's cabin and Crew Cabin**

At the forward end of the crews quarters there is a captain's double berth cabin to starboard and an upper/lower berth crew cabin to port. Both cabins have an en-suite head with toilet and access to a shared shower. The captain's cabin has: Double berth with four drawers underneath Nightstand with two drawers inboard built in next to the berth (4) cuddy lockers above and outboard of berth Full length, double door hanging locker (2) round dogged and gasketed port lights Overhead opening hatch New Garmin GPSMap 6212 flush mounted on inboard bulkhead (2) Audio speakers En suite head with new tile flooring, sink in vanity with Corian countertop, large mirrors on both sides of this area, round, opening port light, VacuFlush toilet and curved door to shared shower.

Lighting in cabin consists of: (3) Halogen recessed overhead lights (2) small round chrome plated 110v/24v lights (2) Halogen lights in head (1) large 110v/24v chrome plated overhead light in shower.

Opposite to port is a crew cabin with upper and lower berths. It has: (2) drawers under lower berth Built in six drawer bureau Full length hanging locker

(2) round, dogged and gasketed opening port lights Opening overhead hatch En suite head with same features as captain's cabin **Flybridge and Boat Deck** Steps lead from the starboard side of the pilothouse up to the flybridge . The flybridge has a fixed, anodized aluminum hardtop with canvas cover, removable Isinglass curtains with U zip windows, painted non-skid decking, and a helm station with full controls and electronics (as outlined under **Electronics and Navigational Equipment**). At the helm are three helm and companion chairs on pedestals. Under the helm is space for storage and a radio battery bank consisting of (2) 12-volt DC sealed batteries and a Pro-Sport 20-amp charger. On the port side of the bridge is wet bar with polished stone top and stainless steel sink. Below are a Vitrefrigo beverage refrigerator and a U-Line icemaker. There

are dogged hatches under the helm and wet bar for access to these storage spaces as well as hook ups for compressed air and fresh water. Overhead on the bridge are two audio speakers. Aft to port are built in bench seats with storage underneath. (Seats have covers and new cushions). In front of the bench seats are a small varnished teak cocktail table and two varnished teak folding chairs. Lighting on the bridge consists of: (6) overhead LED lights (2) flush mounted deck level lights At the starboard aft end of the flybridge is a curved companionway which leads to the boat deck/sun deck a few steps below. Here and contiguous with the hardtop there is an integrated radar arch and mast. On the back of the arch, port and starboard, are louvered air intake and extractor vents for the engine room with a manually operated dampener lever below each. On the port side is an aluminum ladder for access to the top of the arch and folding mast. Mounted on the back of the arch are two horseshoe type lifesaving rings. Outboard to port on the sun deck is a portable Steele Propane Barbecue Grill (new 2015). The sun deck has a spacious, painted non-skid area for dining or sunbathing. There is a varnished teak dining table and eight varnished folding chairs here, as well as two varnished steamer type chairs (matching cushions for all of the chairs). To port and starboard are raised ventilated dunnage boxes that also have seat and back cushions, new 2015. On the front of each box is a built-in marinized stereo speaker. Farther aft and mounted on the centerline is a Nautical Structures davit (2,500 lb. capacity) with an extension boom. Completely re-built in 2015. Stowed to starboard is a 2010, 15' Novurania RIB with a 90hp Yamaha. Outboard to port and starboard are Revere 6 man inflatable liferafts in canisters with hydrostatic releases, inspected and good until 4/18. A manual aluminum and teak passerelle is stowed under the tender. All the way aft on the centerline at the stern are a flagstaff and stern light. To port, at the aft end of the sun deck, is a curved stairway with varnished teak handrail which leads below to the aft deck. **Side decks, Weatherbreak and Foredeck** Port and Starboard: Wing doors from aft deck Engine room access from fiddle on the starboard sidedeck Waist high bulwarks with varnished teak handrails on SS stanchions Teak deck SS inboard grab rail (2) round 110v/24v overhead lights (2) SS cleats and fairleads (3) freeing ports (3) scuppers Side Bulwark doors with hardware for tide ride boarding ladder Tide Ride boarding ladder stowed inboard on starboard side deck Fuel and fresh water fills under steps from side decks to weatherdeck. Single point fueling with Cam-Lock Weatherbreak :

Built in seating in front of house with storage underneath and waste pump out fitting Fresh water hook-up starboard side (2) Hubble 110amp shorepower Inlets, GFCI 110-volt AC outlet, dockside phone and cable television jack connection, plug for boarding bell in small locker -port side Foredeck: Painted nonskid (2) Large Opening hatches in front of weatherbreak over crews quarters (2) Large, ventilated dunnage boxes-one port and one starboard with deck level lights

SS bollard and fairlead –one each side SS cleat and chock-one each side Freeman hatch for chain locker and forepeak – forward centerline foredeck Maxwell 5000 anchor windlass with two horizontal gypsies and one vertical warping capstan Fire main and fresh water washdown bib to port of windlass (2) Pool-N 200lb. galvanized steel Navy stockless anchors in steel lined anchor pockets port and starboard in the bow Anchor chain: Starboard 300'/Port 500' Open fairlead with nylon roller on stem SS Hoop style bell stand with 10" ship's bell- aft of windlass

Construction and Paint

Electric welded Marine grade aluminum done to high standards.

Aristo Awlgrip hull. Matterhorn White Awlgrip superstructure. Hull and Superstructure last painted in 2011 by Luu Marine. Bulwarks painted from rubrail to caprail at Front Street in 2015.

Engine, Engine Room, Mechanical Equipment

(2) Caterpillar D3406-B engines Horsepower: 380hp @ 1800RPM each Engine hours: Starboard main = 8006. Port main = 4665 but is a replacement hour meter so has approximately the same hours as starboard. Speed and Consumption: 9.5 kts @ 1350 rpm with one generator = about 18gph. 8.5 kts @ 1200 rpm with one generator = about 13gph. Major service at Front Street Shipyard in 2015. The midships engine room with full headroom is accessed from a watertight door and fiddley on the starboard sidedeck of the yacht. Twin engines and three generators are all located here. Main engine and generator fuel transfer and fill manifold w. Racor #1000 fuel water separator Electric fuel transfer pump Nelson Fuel water separating system Original Wagner Steering System with upgrades/redundancy. Runs off PTO's on mains or on a 7 ½ hp electric-hydraulic pump in engine room or on a back-up electric-hydraulic pump in the lazarette Gearboxes: Twin Disc model MG516, 2.06 to 1 ratio Lo-Rez type shaft couplings Tides Dripless shaft seals (2) Nibral 4 bladed props (1) spare set stored on shore Shaft: 3 " , 2 piece SS. (1) spare stub shaft on board Spur Cutters rebuilt in 2015 Marine Air Dometic chilled water AC system. 108,000 BTU's with reverse cycle heating. (3) compressors (2 new in 2014, 1 new in 2015). New air handlers for galley and salon in 2015. Naiad Stabilizers (new 2011). New shafts, seals, bearings in Jan. 2016 Koopnautic 60hp Bow Thruster Side-Power 20hp Stern Thruster (new 2015) Air Compressor (2) SS hotwater heaters, dual element Watermakers, Inc. 2,500 gpd watermaker. Rebuilt by manufacturer in summer 2016 DeAngelo Main Exhaust System. (See Refit notes). Burkes AC Electric main fire and bilge pump Main bilge manifold with 5 pick-ups Gilkes hydraulic fire and bilge pump Snap-On toolbox with Assorted hand tools (2) Sliding worktops on top of main engine railings SS sink with faucet Storage drawers Vise

Tanks

Fuel: 5,800 gallons in (6) welded aluminum tanks Port and Starboard forward-1,520 gallons Engine room forward bulkhead mounted day tank-200 gallons Port and Starboard engine room fuel tanks -777 gallons each Aft fuel tank-986 gallons Potable Water: (2) welded aluminum integral tanks -925 gallons located in guest stateroom bilge port and starboard separated by a centerline bilge. Black Water: 860 gallons in one welded aluminum integral tank in bow thruster compartment Gray Water: (2) welded aluminum tanks, 460 in bow thruster compartment and 40 gallons in aft engine room centerline bilge New oil: 100 gallons Used oil: 120 gallons

Deck Equipment

(1) 2010, 15' Nautica RIB w. 90 hp Yamaha outboard Triple Kahlenberg horns Loudhailer Nautical Structures EZ-2500-ex boat crane Passerelle: Fixed davit system MarQuipt boarding steps Integral swim platform with underwater lights and stainless steel folding ladder Outdoor shower (at swim platform) BBQ grill: Steele stainless, propane Cockpit fish cleaning station Portable rod holders (9) Fenders Numerous docklines

Audio/Visual

55" Samsung LCD TV-Salon 55" Samsung LCD TV-Master (3) 22" TV's-guest staterooms, crew mess KVH TV and Apple TV system: both deactivated Panasonic Stereo/cd changer in guest staterooms Stereo Surround Sound System (7) Niles area Entertainment Music System Control Panels

Safety and Fire Protection

Security: CCTV system with (1) aft deck, (2) engine room, and (1) FLIR cameras Firefighting:

Automatic/Manual Halon 1301 with automatic shut-offs for engine room blowers and manual shut-offs for intake and discharge ventilation dampeners. Suppression system upgraded in 2015 with automatic shut downs on mains, generators and fans. Smoke detectors throughout Fire/emergency bilge manifold (2) Fire mains (one in lazarette; one on foredeck) (2) Freshwater fire mains (one in master stateroom; one in laundry) (2) electric and hydraulic pumps (fire and bilge) 16 handheld fire extinguishers

Safety Equipment: (2) Revere 6-person Elite liferafts in canisters with hydrostatic releases—inspected to 2018 (4) Horseshoe life rings Flare kit 50 Offshore Elite life jackets (2) ACR Searchlights (2) First Aid Medical kits (2) small oxygen tanks (8) Immersion Suits 5) watertight bulkheads Full set of porthole covers (3) EPIRB's (1) Fully equipped Ditch bag

Electrical System and Equipment

110V/240V AC, 24V DC

Electrical outlets: (2) Hubble 100-amp three-phase shore power inlets in the forward weatherbreak and (2) aft on the starboard side of the cockpit. Yacht can be run off: (1) 100-amp three phase power cord from bow or stern (2) 100-amp single phase power cords from bow or stern (1) 100-amp single phase cord with power management

Shore cords: (2) 100-amp, 3 phase 50' cords with Hubble plugs Adaptors for 100-amp three phase to single phase (2) smart boxes for 50-amp plugs

Electrical Panels: Main electrical switchboard panel in engine room Sub panel in pilothouse

Atlas Energy Systems, Inc. single phase 120/240-volt, 60 cycle shore power converter Atlas Energy Systems, Inc. Shore power Smart Box

Generators (2) 40 KW Northern Lights generators (1) 22KW Northern Lights generator Generator hours: Starboard 40KW=20,079 Total. Rebuilt at 14,400 hrs. 5,679 since rebuild. Major service at Front Street Shipyard in Belfast, ME in 2015 Port 40KW = 20,133. Rebuilt at 13,800. 6,333 since rebuild. Major service at Front Street Shipyard in Belfast, ME in 2015 Center 22KW = 12,244. Major service at Front Street Shipyard in Belfast, ME in 2015 Batteries (8) 8d house (new in 07/2017) (2) 8d engine starting (new in 2017) (2) 8d engine starting (new in 2017) (4) 8d for stern thruster (new in 2016-lazarette) (2) 12v for radios-flybridge Victron 24v, 5000 watt /120amp battery charger/ Inverter, New 2016 Pro-Sport 20amp/24v charger-Flybridge Victron 24v/50amp charger - lazarette Victron 24v/50amp charge-engine room.

Battery room: Located under guest staterooms and accessed through a hatch below p and s inboard berths.

24-v DC house battery bank in acid proof ventilated boxes Rule 3,500 gallon per hour submersible automatic/manual bilge pump Sperry gyrocompass Simrad RC35 fluxgate heading sensor New Fluorescent light

Electronics and Navigational Equipment

Pilothouse: ZF Electronic Main Engine controls SEA 330 HF/SSB radio telephone Icom #IC-M602 DSC VHF Garmin GPS Map 7215 w. radar, Maritron Monitoring System, GPS, chart plotter. All new software in 2015 (2) Garmin Map6212 –master stateroom & Captain's cabin. New 2015 (2) Nauticomp 19" Monitors w. Nobeltec, CCTV, FLIR, Navnet and Radar. All new software in 2015

Electronic maps for Bahamas, Caribbean, and West Coast from Canal to Alaska Cruising Guides and Paper Charts for trip from Caribbean to Alaska

V-SAT (satellite phone, internet and data) Iridium Satellite phone Telephone system: Panasonic D1232 hybrid Side-power stern and bow thruster jog controls Simrad AP 50 with updated software Simrad Jog lever steering control Simrad AIS Transponder Naiad Stabilizer controls Sperry Gyro Compass (2) Niles Entertainment System Control Panels Capac model #50030 hull potential meter (2) B&G Hydra 2000 LCD navigation displays (2) ACR Remote Searchlight controls (3) Northern Lights remote start/stop and preheat generator panels with analog gauges GEMS tank sender gauge w. selector switch for (6) fuel tanks & p.& s. water tanks Annunciator Alarm System for bilge, fire, running lights, day tank, sump tank On/Off switches for Bilge pumps, deck lights, passage light night lights, helm light Emergency stop controls Gauges for main engines & gearbox On/Off for Wiper/Clear View, washer/heater functions for Clear View On/Off switches for Mast head light, running lights, horn, anchor light Flybridge:

ZF Main Engine Controls Garmin Map 7215 (1) Nauticomp 19" Monitor Simrad AP50 remote Simrad Jog Lever Steering Naiad Stabilizer Controls Side-Power Stern & Bow thruster toggle

controls Icom #IC-M602 DSC VHF (2) Niles Entertainment Systems Control panels

6-Month Refit 2015

Closely supervised for 6 months by a very knowledgeable captain and owner. Majority of survey items taken care of and many upgrades made. • Fire Suppression System upgraded • Redesigned, replumbed, and re-valved hydraulic system. Each function can now be isolated if needed. • Electrical panel upgraded - new inverter system installed. • Entire drive train overhauled. (4) New couplings. • All 3 compressors new 2015 • (2) New air handlers. • Main engines - major service. • Generators: new mounts; new water pumps and new fuel pumps; heat exchangers flushed; new soundproofing; new spray rings. All new exhaust system. • 90% of fuel lines replaced. • DeAngelo main exhaust - both underwater discharge stand pipes cut out & replaced. New DeAngelo Spray Rings installed. • Air compressor - rebuilt. • Atlas serviced. • Manifold bilge and fire valves rebuilt. • New bilge pump for chain locker. • All tanks cleaned & recoated. (Fuel, black water, grey water, and freshwater). New access hatch in guest companionway. • New tile flooring and plumbing fixtures in Owners' and guest heads. New varnished, teak non-skid steps: aft to master, salon to galley, and pilothouse to forward guest/crew quarters. • New leather upholstery: bar stools, dinette settee. • New granite counter top - galley. • New teak and holly sole - galley, guest companionway, master companionway. • New soft goods in master and guest staterooms. • New exterior paint on bulwarks from rub rail to cap rail. July 2017: Bottom painted with Interlux Pacifica Blue. Prop speed applied to props, shafts and bow thruster blades. All zincs renewed.

Exclusions

- Salon clock & barometer
- Dive compressor
- Kayaks
- Fishing Rods

Broker Comments

Designed to be run with a minimum number of crew, this expertly constructed Dick Boon/Palmer Johnson expedition yacht was originally built as **MA MU VI** for a family who owned her and cruised on her extensively for over 20 years. Now on her third owner, she has had a very thorough refit which included many upgrades that make her an even more reliable, "user friendly" passagemaker. Most of her major systems now have redundant back-ups (some of these being her hydraulic steering, fire suppression, electronics for navigation). Much of her old wiring has been removed and virtually every pump on the boat has been rebuilt or replaced. Her interior has had a face-lift with new carpeting, teak and holly soles, teak companionway steps, upholstery, fixtures and tile in owners' and guest heads, and more. Having cruised over 5,800 nm since her

refit, **ASHA** is now, reluctantly, being offered for sale due to a change in the owners' plans and will remain in Fort Lauderdale until sold. Anyone looking for a true bluewater cruiser with safe and dependable systems and a very attractive "fit and finish" should seriously consider this iconic yacht.

Исключения

При продаже яхты исключаются личные вещи владельца.

Отказ от ответственности

Компания предоставляет описание судна или яхты добросовестно, но не может гарантировать точность этой информации, а также не ручается за техническое состояние. Покупатель должен проинструктировать своих агентов или оценщиков исследовать представленную информацию более подробно, по собственному желанию. Продажа судна или яхты, изменение цены или снятие с продажи будет происходить без предварительного уведомления.

ФОТОГРАФИИ



Salon



Galley



Pilothouse



Pilothouse




Master Stateroom



Master Head



Master Head




Guest Stateroom



New Teak Stairways



New Teak Stairways



New Teak & Holly Soles



Crew Mess



Walkaround Deck



Upper Bridge Deck



Cockpit



Upper Bridge Deck



Upper Bridge Deck



Aft Deck



Aft Deck



Engine Room



Main Electrical Panel in Engine Room



Hydraulic Manifold



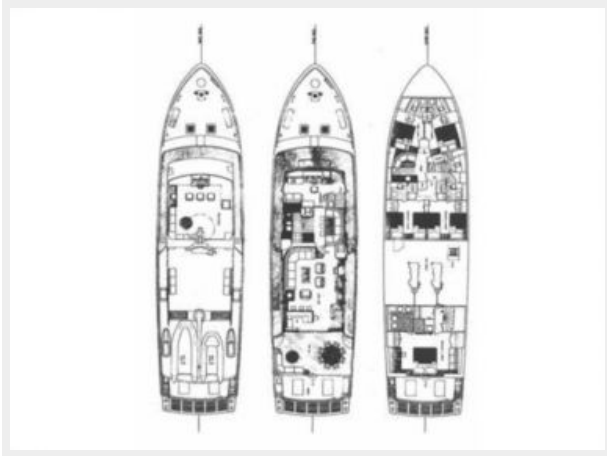
Bilge Manifold



Refurbished Fuel Lines



Line Drawings



КОНТАКТЫ

Андрей Шестаков (Andrey Shestakov) – ведущий яхтенный брокер отдела продаж яхт и судов компании Shestakov Yacht Sales Inc. Официальный представитель Shestakov Yacht Sales Inc. для русскоговорящих клиентов в центральном офисе компании в Майами/Форт Лодердейл/Флорида/США.

Контактная информация

Email: andrey@shestakovyachtsales.com

Web: shestakovyachtsales.com

Телефоны

Краснодарский край: **+7(918)465-66-44**

США, Майами, Флорида: **+1(954)274-4435**

Время работы

Понедельник – Суббота: **9:00 - 21:00**
EDT

Воскресенье: **Закрито**

Адрес



Harbour Towne Marina, 850 NE 3rd St,
STE 213, Dania, FL 33004