

## BOHEMIA III — MARLOW



**Builder:** MARLOW

**Year Built:** 2010

**Model:** Motor Yacht

**Price:** PRICE ON APPLICATION

**Location:** United States

**LOA:** 74' 0" (22.56m)

**Beam:** 20' 4" (6.20m)

**Min Draft:** 4' 10" (1.47m)

Our experienced yacht broker, Andrey Shestakov, will help you choose and buy a yacht that best suits your needs **BOHEMIA III — MARLOW** from **our catalogue**. Presently, at **Shestakov Yacht Sales Inc.**, we have a wide variety of yachts available on **our sale's list**. We also work in close contact with all the big **yacht manufacturers** from all over the world.

If you would like to buy a yacht **BOHEMIA III — MARLOW** or would like help answering any questions concerning purchasing, selling or chartering a yacht, please call **+1(954)274-4435**

# TABLE OF CONTENTS

TABLE OF CONTENTS	2
SPECIFICATIONS	5
Basic Information	5
Dimensions	5
Speed, Capacities and Weight	5
Accommodations	5
Hull and Deck Information	5
Engine Information	5
DETAILED INFORMATION	6
74' Marlow Motor Yacht Explorer 72E	6
Introduction	6
Galley	7
Command Bridge	7
Staterooms	8
Owner Stateroom	8
VIP Stateroom	8
Guest Stateroom 3	8
Guest Stateroom 4	9
Crew Cabin	9
Deck and Hull	9
Engine Room	10
Electrical Equipment	10
Exclusions	11
Disclaimer	11
PHOTOS	12
Bow	12
Starboard	12
Port	12

Port Deck	12
Foredeck	12
Transom	12
Flybridge	12
Jacuzzi	12
Electronics	13
Solar Panels	13
Aft	13
Aft	13
Aft Grill	13
Controls	13
Helm	13
Helm	13
Command Bridge	14
Command Bridge Bathroom	14
Command Bridge Bathroom	14
Dinette	14
Galley	14
Galley	14
Floors	14
Wine Cooler	14
Salon	15
Salon Aft	15
Salon Seating	15
Salon Seating	15
Office	15
Salon Looking Aft	15
Master Stateroom	15
Master Stateroom	15

---

Master Vanity	16
Master Bathroom	16
Master His Bathroom	16
Master Hers Bathroom	16
Master Shower	16
Master Shower	16
VIP Stateroom	16
VIP Stateroom	16
VIP Bathroom	17
Guest Stateroom	17
Guest Stateroom	17
Guest Stateroom	17
Guest Bathroom	17
Crew Stateroom	17
Crew Stateroom	17
Engine Room	17
Engine Room	18
Engine Room	18
CONTACTS	19
Contact details	19
Telephones	19
Office hours	19
Address	19

---

# SPECIFICATIONS

---

## Basic Information

---

**Category:** Motor Yacht

**Model Year:** 2010

**Year Built:** 2010

**Country:** United States

## Dimensions

---

**LOA:** 74' 0" (22.56m)

**LWL:** 65' 11" (20.09m)

**LOD:** 73' 4" (22.35m)

**Beam:** 20' 4" (6.20m)

**Min Draft:** 4' 10" (1.47m)

## Speed, Capacities and Weight

---

**Displacement:** 100000 Pounds

**Fuel Capacity:** 3100 Gallons

## Accommodations

---

**Total Cabins:** 3

**Total Heads:** 6

## Hull and Deck Information

---

**Hull Material:** Fiberglass

## Engine Information

---

**Engines:** 2

**Manufacturer:** Caterpillar

**Model:** C-32

**Fuel Type:** Diesel

---

# DETAILED INFORMATION

---

## 74' Marlow Motor Yacht Explorer 72E

---

This 74' Marlow Motor Yacht Explorer 72E is one of the best kept Marlow motor yachts available on today's market. A very knowledgeable owner considered calling this boat OPTION as almost every option offered by Marlow is on this boat, plus many more. The enclosed upper Command Bridge has a day head as an example and the most of the roof of the bridge has solar panels that were recessed when built so as not to change the lines. This is a three stateroom boat plus crew and one "overflow berth over the laundry area.

### Introduction

---

The main entry to Bohemia III is from the aft deck through double doors into a large open salon. Marlow has promoted its expertise in gorgeous woodwork in a traditional interior teak with a soft satin finish. The teak grain is matched, coming from a single teak log to insure uniform color throughout the yacht. Attention to detail can be found everywhere such as the Bose surround sound speakers that are built in to the valances rather than hanging on a mount. The same valances contain the air conditioning vents instead of an off the shelf metal grate. Overhead is the signature Marlow grab rail for assistance when running offshore. The floors are high gloss teak and holly. To starboard is a large "U" shaped leather couch large enough for many friends and family, as much as six or seven, without crowding around the high low custom coffee table. This couch has voluminous storage with an extra touch, each seat cushion that lifts up has a gas assist cylinder to hold the cushion up so you can use two hands to pack away or retrieve supplies. Across from the couch is a 42' television, connected to a self-tracking satellite receiver of course, that is on an electric lift to be hidden away when not in use. When sitting at the couch the builder made sure that the height of the seating was good to be able to look out the windows at the surrounding view, the sightline is high enough to see the water not just the sky. The seating here was custom made to be 3 inches deeper than standard so you get full leg support and a more comfortable seating. The windows have bamboo blinds for privacy along with curtains for a softer look. Since the boat has covered walk around side decks the blinds do not have to be closed to the summer sun. Two occasional chairs to each side of the TV lift give versatility for seating. Just forward of the couch is an office area separated from the salon by a high granite counter that becomes a bar. The office even has drawers that are the size of hanging files folders. Cabinets, drawers and storage areas abound here with glass front storage cabinets for glassware. Across from the office is wet bar area with a two zone wine cooler.

## Galley

---

Since the yacht was built with an enclosed Command Bridge, there is no need for a lower station allowing much more room for the galley and dining area. The dining table is far forward and raised so when having a meal here the view is the same as at a lower helm. Some of the options here that set the boat apart are the oversized galley counter of granite that is about 8 inches wider than many others. This allows more counter space but also increases the storage cabinets on the forward side of the counter. Combined with all of the steerage areas in the galley itself there is ample room for cruising provisions. Refrigeration is sometime limited on boats this size so the owner specified that there be four Sub Zero under counter refrigerator drawers plus two under counter Sub Zero freezer drawers. The galley is to starboard and features granite counter-tops, top quality appliances, two sets of drawer style Sub-Zero refrigerators, Dacor Oven, Dacor Smooth Range Top, Microwave/Convection Oven, garbage disposal, trash compactor, drawer style Fisher-Paykel dishwasher, and the two Sub Zero freezers drawers. There are locking water tight doors to both port and starboard for easy access to the bow and the teak side decks. All of the doors on the boat have roll out screens to keep out those bugs.

## Command Bridge

---

The Command Bridge may be called an enclosed flybridge, or a skylounge, whatever you call it, this space gives a wonderful place to operate the boat in air conditioned comfort. Visibility is excellent and with real glass windows that have wipers, there is no problem with a wet isinglass enclosure that is hard to see through. With two side doors, a back door and three overhead hatches (two are standard, the third is another option) when the weather is good the area is almost open air. Another different option is the day head here which adds to the versatility of the space that can be used as a more private area when not underway. The table, which was built in the traditional teak grate style, and the bench seat have been raised higher than similar Marlow yachts so there is better visibility for family and guests when underway. Under the seats are storage cabinets and the raised platform increases the storage in the drawers. A refrigerator with ice maker adds even more convenience. Interior is the same satin finish teak with high gloss teak and holly flooring. Full curtains can add privacy. We have all heard about too much sun exposure on our skin, the Command Bridge could be called "Dermatologist Friendly" Depth sounder - Raymarine DSM 400D Digital sounder 2KW transducer Flir Night Vision Camera GPS - 3-Raymarine G170 19 inch high definition display screens with chart, depth, radar and video Autopilot - Raymarine ST70 Color 1-Raymarine 12 kW Super HD radar 1- Raymarine 4 kW HD radar Bennett Trim tab controls with indicators Windlass control Ritchie Compass Remote control spotlight Electronic engine controls Tank tender fuel and water gauge for 6 different tanks Raymarine ST70 Wind speed, direction, and depth VHF - -ICOM M604 two separate units Bow thruster control Sidepower 20 HP Stern Thruster control Sidepower

20 hp The Captain Controller wireless remote engine and thruster control has control for both engines and bow and stern thrusters. This wireless unit can be used all around the boat to make docking easy. Walking out of the back door of the command bridge brings you to the built in hot tub and the boat deck. There is a high capacity 1600 pound davit with telescoping boom to launch the 14' AB fiberglass hard bottom inflatable with 75 HP Yamaha four stroke engine. There are full molded fiberglass steps down to the aft deck. On the top of the Command bridge are ten solar panels to keep batteries charged. The installation was custom done while the yacht was being built so the panels are recessed and not visible from the side. An 8 person Viking life raft in hard case and automatic water release is located here and is in compliance until 2018.

---

## Staterooms

---

Forward of the galley and down the centerline stairs, brings you to the owner and guest cabins.

---

### Owner Stateroom

---

The full beam midship owners stateroom includes a centerline king sized berth. To starboard is a double bank dresser with twelve drawers. Across to port is a custom vanity with mirrors and hanging locker storage. The owners specified another option here to add a much larger hanging locker that greatly increases hanging space. Interior is the same satin finish teak with high gloss teak and holly flooring as all of the cabins. There is an updated 55" Flat screen TV with full sound bar. Having the master here instead of the bow eliminates any water slap on the hull when anchored or bow into the waves. Aft are his and hers private heads with a shared shower. The counter-tops and deck in the heads are black/silver granite surrounded with teak. The toilets like all throughout the boat are Vacu-Flush.

---

### VIP Stateroom

---

Forward is the VIP stateroom with a centerline king sized berth, drawer storage below as well as upper storage cabinets, all teak, with ventilated doors. There are two overhead watertight hatches with Ocean Air privacy screens. The large head has a huge shower with a curved Lexan-glass teak trimmed door. Full entertainment system.

---

### Guest Stateroom 3

---

To port is a private stateroom with twin beds with ensuite head with private shower. The twin beds add versatility for guests that might share a cabin but not want to share a berth.



---

## Guest Stateroom 4

---

To starboard is a double sized berth, not really a cabin but there is a privacy curtain. This is the laundry area. Under the berth are the Bosch washer and separate dryer encased in beautiful teak cabinetry. There is also a TV and its own stereo in this area. Another custom option here is the hidden built in cabinet ironing board along with a pull out folding table, and even a laundry bin.

---

## Crew Cabin

---

Access to the air conditioned crew cabin is through a compressed air operated transom door. Under the aft seat there is also an access hatch leading down to the crew cabin to use when offshore. A teak door leads into the full height crew quarters with twin beds and head with a full stand-up shower area. Crew amenities include a TV with separate stereo system, a microwave oven and refrigeration for the crew. There is a large head with shower. The Lazerette area has multiple storage cabinets and the controller for the solar panels.

---

## Deck and Hull

---

The yacht was designed for full walk around covered side decks which makes docking so much easier. Getting on and off the boat is easier also as there are two boarding gates on each side plus two gates at the transom. Decks are teak covered. The covered side decks help keep out the strong sun so window covers are not needed at all times. The back deck has a bench aft with three chairs at the varnished table with an inlaid starburst in the center. The cushions were recently replaced so they are in excellent condition. There is a covered sink and electric barbecue grill. Molded steps lead to the upper deck rather than a steep ladder. There are cockpit doors on both sides leading to the swim platform. Access is here to the twin 50 amp 240 volt power cords with Cablemaster electric cable retractors. There is a hot and cold fresh water shower for a rinse after a swim. There is even a connector to drain waste engine oil from the oil tank used to change the oil in the main engines and generators. Another option on this Marlow are the wing doors to either side of the back deck. These close off the deck from the side decks so if there is wind or spray guest can be out of the weather. Forward is a Portuguese Bridge to allow guests and family to be on the bow when underway but to be protected with a high rail for security. There is plentiful storage inside the Portuguese bridge and a teak section leading to the bow. The anchor pulpit holds two stainless anchors with two complete anchor windlasses. To each side of the pulpit are compartments with two separate 50 amp power cords so the boat can be plugged in at the dock from either the bow or stern. The cords themselves are custom extra-long at 120 feet so that there will not be a need for extensions when the power outlets are way down the dock. The hull is flag blue with an extra coat of paint (2) Maxwell windlasses, 4,000 lb. Ultra 316 stainless steel anchor, 80 kg (176 pounds),

150 pound Bruce, each with their own windlass Heavy oval shaped stainless bow rails Access doors leading from the Portuguese bridge Water fills on both sides for convenience Storage lockers Underwater lights This Marlow has a custom 42 inch extension of the swim platform done by the owner after he owned the boat for a few years. The bottom now runs across the full width swim platform with trim tabs recesses in to the hull; the stern thruster is now integral, underwater lights were added. There are a few major advantages to this. Most Marlow Yachts have a gap from the water level to the bottom of the swim platform and there can be considerable "Wave Slap" as small waves go under the platform and get caught there. The extension slightly increases speed when running at economy mode due to the increased water line length.

---

## Engine Room

---

A watertight door leads from the crew are into the spotlessly clean engine room. The owner operator of this yacht could give lessons in engine room cleanliness to professional crew. There is stand up head room. Outboard of the CAT C-32 engines are the two generators in sound shields. However these sound shields have viewing windows so you can see a small problem at a glance. Very unusual features of Bohemia 111 are the custom flushing systems installed to flush away marine growth inside the raw water lines. There is one plumbed system for the engines and another for the chilled air system. Boats used in Florida and the islands get marine growth inside the cooling pipes and heat exchangers, the owner could flush the system every two years to keep the raw water lines at top efficiency. The engines are 1650 HP Caterpillar C-32 rather than the smaller engines of some of the other Marlow Yachts. These engines give the yacht a top speed of around 31 knots and at 1800 RPM, a cruise of 22 knots. When running at economy speed of 11 knots at 1100 RPM consumption is around 20 gph. The air conditioning system is chilled water with two separate chillers. One chiller can cool the boat but the other is there if there was a problem with one. Then there are air handlers with temperature controls in all of the cabins, galley, and command bridge. Naiad Stabilizers Multisea 11 Hynautic hydraulic steering Electronic engine controls Fuel tank manifold Algae X fuel conditioner system Sea Recovery water maker with automatic timed back flush -900 gallon per day Stainless steel safety rails around engines Sound insulation Polishes stainless steel full length engine mounts Dual Racor fuel filters with vacuum gauges for mains and generators

---

## Electrical Equipment

---

- Inverter - Mastervolt
- Generator - 2-25HP Northern Lights with clear plexiglass on sound shield with around 1500 hours each
- Shore power inlet - 4 -120 ' each custom with Charles Iso booster

- 
- All 50 amp power cords, two on the bow and two on the stern have Glendenning Cable masters
  - AGM batteries
  - Charles Iso booster
  - Electrical Circuit: 240V, 120 volt, 24 volt and 12 volt

## Exclusions

---

Owner's personal belongings.

## Disclaimer

---

The Company offers the details of this vessel or yacht in good faith but cannot guarantee or warrant the accuracy of this information nor warrant the condition of the vessel. A buyer should instruct his representatives, agents, or his surveyors, to investigate such details as the buyer desires validated. This vessel or yacht is offered subject to prior sale, price change, or withdrawal without notice.

# PHOTOS

---

**Bow**



**Starboard**




**Port**



**Port Deck**



**Foredeck**



**Transom**



**Flybridge**



**Jacuzzi**



**Electronics**



**Solar Panels**



**Aft**



**Aft**



**Aft Grill**



**Controls**



**Helm**



**Helm**



**Command Bridge**



**Command Bridge Bathroom**



**Command Bridge Bathroom**



**Dinette**



**Galley**



**Galley**



**Floors**



**Wine Cooler**



**Salon**



**Salon Aft**



**Salon Seating**



**Salon Seating**



**Office**



**Salon Looking Aft**



**Master Stateroom**



**Master Stateroom**



**Master Vanity**



**Master Bathroom**



**Master His Bathroom**



**Master Hers Bathroom**



**Master Shower**



**Master Shower**



**VIP Stateroom**



**VIP Stateroom**






**VIP Bathroom**




**Guest Stateroom**



**Guest Stateroom**




**Guest Stateroom**



**Guest Bathroom**



**Crew Stateroom**



**Crew Stateroom**



**Engine Room**



**Engine Room**



**Engine Room**



# CONTACTS

---

Andrey Shestakov, leading yacht broker of the sales department of Shestakov Yacht Sales Inc. Shestakov Yacht Sales Inc., the official representative of the Miami/Fort Lauderdale FL headquarters.

## Contact details

---

Email: **andrey@shestakovyachtsales.com**

Web: [shestakovyachtsales.com/en/](https://shestakovyachtsales.com/en/)

## Telephones

---

USA: **+1(954)274-4435**

## Office hours

---

Monday – Saturday: **9:00 - 21:00** EDT

Sunday: **closed**

## Address

---



Harbour Towne Marina, 850 NE 3rd St, STE 213, Dania, FL 33004