

COSTA MAGNA — PROTEKSAN



Builder: PROTEKSAN

Year Built: 1983

Model: Motor Yacht

Price: PRICE ON APPLICATION

Location: Monaco

LOA: 146' 0" (44.50m)

Beam: 25' 0" (7.60m)

Max Draft: 9' 7" (2.90m)

Cruise Speed: 13 Kts. (15 MPH)

Max Speed: 15 Kts. (17 MPH)

Our experienced yacht broker, Andrey Shestakov, will help you choose and buy a yacht that best suits your needs **COSTA MAGNA — PROTEKSAN** from **our catalogue**. Presently, at **Shestakov Yacht Sales Inc.**, we have a wide variety of yachts available on **our sale's list**. We also work in close contact with all the big **yacht manufacturers** from all over the world.

If you would like to buy a yacht **COSTA MAGNA — PROTEKSAN** or would like help answering any questions concerning purchasing, selling or chartering a yacht, please call **+1(954)274-4435**

TABLE OF CONTENTS

TABLE OF CONTENTS	2
SPECIFICATIONS	3
Overview	3
Basic Information	3
Dimensions	3
Speed, Capacities and Weight	3
Accommodations	4
Hull and Deck Information	4
Engine Information	4
DETAILED INFORMATION	5
Mechanical	5
Electrical Equipment	6
Navigation Equipment	7
Audio & Visual Equipment	8
TANKAGE (approximate)	9
Domestic Appliances & Laundry	9
Accommodations	10
Refits	12
Exclusions	16
Disclaimer	17
PHOTOS	18
CONTACTS	20
Contact details	20
Telephones	20
Office hours	20
Address	20

SPECIFICATIONS

Overview

Costa Magna is a beautiful creation of Proteksan shipyard capable to cross the Oceans what she already did several times . Voluminous interiors spaces fitting 5 cabins welcoming up to 12 guests,, she is Rinave Commercially coded and in Class Bureau Veritas. regulars refits these recents years to maintain her in nice condition.

Basic Information

Category: Motor Yacht

Sub Category: Displacement

Model Year: 1983

Year Built: 1983

Country: Monaco

Vessel Top: Bimini Top

Fly Bridge: Yes

Dimensions

LOA: 146' 0" (44.50m)

Beam: 25' 0" (7.60m)

Max Draft: 9' 7" (2.90m)

Speed, Capacities and Weight

Cruise Speed: 13 Kts. (15 MPH)

Cruise Speed Range: 4300

Max Speed: 15 Kts. (17 MPH)

Displacement: 698865.37054 Pounds

Gross Tonnage: 318 Pounds

Water Capacity: 5283.44104 Gallons

Holding Tank: 528.344104 Gallons

Fuel Capacity: 23775.48468 Gallons

Fuel Consumption: 92.4602182
Gallons

Accommodations

Total Cabins: 5

Total Berths: 10

Total Heads: 5

Captain Cabin: True

Crew Cabin: 5

Crew Berths: 9

Crew Sleeps: 9

Crew Heads: 3

Hull and Deck Information

Hull Material: Steel

Deck Material: Teak and Steel

Hull Configuration: Full Displacement

Exterior Designer: Ruggiero Srl

Interior Designer: Alberto Mercati

Engine Information

Engines: 2

Manufacturer: GM

Model: 2 x 867 hp G. M. engines
type12V 149T diesels

Engine Type: Inboard

Fuel Type: Diesel

DETAILED INFORMATION

Mechanical

Engines: 2 x 867 hp G. M. engines type 12V 149T diesels

Engine hours: 51.000

Generators: 2x 115 kW Stamford generators driven by 671 Detroit diesels with Centek silencer/water separators.

Generator hours: 8.685

Steering & Propulsion

Steering: Marsili

Propellers: 4 Bladed, Bronze

Gearbox: Twin disc gear boxes

Auxiliary Equipment

John Deer 6068TFM50Diesel engine

Sauer Danfos Hydraulic Pump

Bow thruster:

Hardy Engineering Hydraulic Motor

Water maker:	5,677 litres / 1,500 US Gal./day 3,406 litres / 900 US Gal./day by 2 x reverse osmosis
Stabilizers:	2 x Koopnautic
Fuel separator:	Alfa Laval separator
Air-conditioning:	4 fan coil AC compressor (each cabin has its own modular air conditioning unit) Fridge system with new compressors, seals and full revision 2001 & 2002
Waste water treatment:	Hamman
Oily water separator:	Facet Intl
Toilet system:	Jets
Boilers:	Nibe

Electrical Equipment

Voltage: 24V / 220V, 3 phase

For the main engine's

4 x 200AH - 12V Acid type

Service Battery's

6 x 160 AH 12V Gel type

Batteries: Emergency Battery's

2 x 160AH 12V gel type

Generator battery's

2 x 200AH 12V Acid type

Charger: 380V 220V, 3 phase, 50 cycle & 24V

Navigation Equipment

Magnetic compass: Anschultz Keil

Gyro compass: Anschultz gyrocompass

Depth sounder: Autohelm depth sounder and speed log
Furuno colour echo sounderAutopilot: Anschultz autopilot
TMQ Bosun autopilot (2nd autopilot)

Radar: Arpa Raytheon M25 radar (conforms to GMDSS) Furuno 72 mile radar

Electronic chart system: C-Map

GPS: FSN 70 satellite navigator Furuno GPS Navigator GP 80 (2 x GPS)

Furuno Universal AIS

Instrumentation
system VDO wind indicator and wind speed
(wind speed &
direction):

Communication and Satellite Equipment

Inmarsat: C

Navtex: ICS Navtex (GMDSS)

Broadband
Internet D-Link

GSM: Yes

SSB radio: Sailor

Mini M: Saturn M

Panasonic electronic telephone system

Telephone: Bang & Olufsen and Siemens telephone handsets Icom GM110 DSC
panel (GMDSS)

Searocq stabiliser control unit

VHF hand held
radio: Sailor VHF RT 2048 (GMDSS)

Printer / fax: HP

Audio & Visual Equipment

TV/ DVD:	Seatel satellite television system 2010/5decoders Television and video in saloon 1998 5 x televisions and videos in guest cabins 1999 Television and video in crew mess 2009
Satellite:	Nera Saturn M Satellite Telephone System
Music system:	6 x Bang & Olufsen Music CD systems 1998 Ipod and dock

TANKAGE (approximate)

Fuel:	90,055 litres / 23,780 US l
Lubrication oil:	1,500 litres / 396 US Gal.
Dirty lube oil:	1,000 litres / 264 US Gal.
Fresh water:	20,014 litres / 5,285 US Gal.
Grey & black water:	2,000 litres / 528 US Gal.

Domestic Appliances & Laundry

Refrigerator:	Large American Style Deep freeze and refrigerating cold room
Oven:	1
Stove:	Large commercial Zanussi 4-burner stove and ovens 2 x large Zanussi electric plates and deep fryer

Microwave: Dimension 4 micro wave

Icemaker: Brema icemaker

Dumb-waiter: yes

Dishwasher: Miele dishwasher

1 x Faure 7kg

Washing machine: 1 x Whirlpool 8kg
1 x Haier 6kg

1 x Ariston 8kg

Dryer: 1 x Whirlpool 9kg

1 x Solopex 6kg

Accommodations

10 / 12 guests in 5 cabins, 4 ensuite bathrooms

MAIN DECK

The large OWNER'S SUITE is forward on the main deck. The foremost part occupies the full width OWNER'S BATHROOM finished in rose pink marble. The bathroom has access through doors on the port and starboard sides. Amidships is a large marble bath. On the starboard side of the bath is a bidet and a washbasin. On the port side are the toilet and a washbasin. Next is the centrally positioned king size bed with bedside tables on either side. On the port side of this stateroom is a sofa. Further aft is the OWNER'S STUDY. To starboard is a desk and executive chair. Opposite is a sofa and chair and a coffee table. This cabin has ample locker and hanging space.

On the starboard side of the aft bulkhead is a door giving private access to the on-deck bathroom with a head and washbasin (access for guest is from the passage way running down the starboard side).

Access to the owner's quarters is from this starboard side passageway. Here is access up to the wheelhouse and down to the guest quarters.

Amidships, through a door from the passageway, is the L-shaped GALLEY and PANTRY AREA. Forward to port are the stairs leading down to the crew's quarters.

Aft is the DINING ROOM with a large round table for ten guest. and the MAIN SALOON which has an intimate central seating area with two sofas facing each other. There are two sliding doors leading from the saloon to the large AFT DECK.

LOWER DECK

From forward is the CREW AREA with to port an UPPER and LOWER BERTH CABIN and to starboard an UPPER and LOWER BERTH CABIN with a bathroom ensuite including a shower, head and washbasin. Aft to port is a bathroom with a shower, head and double wash basin. Aft to port is a TRIPLE BERTH CABIN. The CREW MESS has a dining table with a U-shaped settee. There is a video library with a television and video recorder. In the starboard corner is an electric Miele 4-burner ring stove and double stainless sink. Along the aft bulkhead are large refrigerator and deepfreeze storage. Aft to port of the crew mess is the LAUNDRY AREA. Aft (through a watertight door) is a walk-in COLD DRY STORE. Aft to port is a bathroom with a head. Aft of this is a TWIN CABIN with upper and lower berths. Then there is the stairway for the crew access to the main deck. There is an emergency crew exit from the forward crew cabin.

Aft, through a door, is the crew service access to the lower deck GUEST ACCOMMODATION. To starboard is a DOUBLE BEDDED CABIN with a bathroom ensuite including a bath with a telephone type shower, a double sink and an adjoining head and bidet area. The cabin is equipped with a radio cassette and an internal phone. There are hanging lockers and drawers. Aft to port is a small TWIN BEDDED CABIN, which has two berths, installed, one athwart ships and one the length of the vessel. Aft to starboard is a DOUBLE BEDDED CABIN with a bathroom ensuite with a bath, a double sink, adjoining bidet and head area. This cabin has a sofa, radio cassette

player and internal phone. There are hanging lockers and drawer space. Aft to port is a TWIN BEDDED CABIN with a bathroom ensuite with a shower stall, a double sink and adjoining head and bidet area. The cabin is equipped with a radio cassette player and an internal phone. There are hanging lockers and drawer space. There are storage cupboards in the hallway.

From the engine room there is a possibility of access to the GARAGE with a lift to aft deck (not in use presently). Access is through the hinged aft bulwarks and ramp to the shore.

UPPER DECK/SKY LOUNGE

Forward the wheelhouse is L-shaped with the radio room area on the port side and the entrance to the CAPTAIN'S CABIN on the starboard side. The captain's cabin has a single bed that can be opened to form a double bed. There is a desk and an ensuite bathroom with a shower, head and washbasin.

From the radio room area is a door leading to a short passageway from which is access to a DAY POWDER ROOM and to the SKY BAR. This has a L-shaped seating to port and to starboard and a bar with a stainless steel sink and an Electrolux frigo bar with icemaker. Double sliding doors lead onto the UPPER DECK with a large dining table and 2 additional dining/coffee tables with banquette seating. The JACUZZI DECK is adjacent and has a spa Jacuzzi with banquette seats on either side. There is teak decking throughout.

Up from a corridor is access to the FLYBRIDGE AREA, which is teaked. There is a steering console amidships with a bench seat with duplicate controls. An extension was constructed in 1999 to give a total of 60 m². There is a bimini top over the fly bridge.

Refits

COSTA MAGNA was built and is currently, to RINAVE Commercially Registered. She has a proven record of cruising extensively in the Atlantic, Indian and Pacific Oceans. There was a total renovation of main saloon and master cabin, including carpeting throughout guest areas, bar, passageways and bridge in 1998, 2006 and 2013. The new interior includes mahogany wood furniture, hand woven carpets, and lacquered panels with

mahogany insets.

The refit in 1999/2000 included:

Two new cranes (Cramm) and two new tenders (Novamarine)

New teak decking on the wheelhouse deck New sundeck area

New seating on aft deck

Fly bridge extension giving a total of 60sq meters Superstructure painted

Installation Sea-Tel satellite system

The refit in 2001/2002 included:

sandblasting of under water hull

Application of new antifouling

Installation of new grey water tank and respective pipe work

Installation of new cathodic system

New tail shafts and stern tube glands

New teak decking on the foredeck and on the fly bridge deck

General maintenance of main engines and generators Build-up coat of antifouling

Painting with Awlgrip paint system by Pinmar.

The refit in 2003/2004 included:

sandblasting of under water hull

Application of new antifouling

Installation of new grey water tank and respective pipe work

Installation of new cathodic system

New tail shafts and stern tube glands

New teak decking on the foredeck and on the fly bridge deck

General maintenance of main engines and generators Build-up coat of antifouling

Painting with Awlgrip paint system by Pinmar.

Installed new sewage system (Hamman plant) Installed new bow thruster

Installed new air conditioning system (Heinen & Hopman)

Installed new fridges compressor

Installed new stabilizers (Koop Nautic)

Built a swimming platform including a swimming ladder

Built hydraulic gangway

Complete overhaul of the 2 main engines

Complete overhaul of the 2 generators

Galvanized the chains and anchors

Replacement of seawater manifold after sea chests and all the valves on that manifold.

Alignment of the 2 propeller shafts

Replacement of the 2 propeller shafts

Changed the 2 boilers

Repaint the inside of the fresh water tank

Change of the deck plate in the floor salon (aft part) Built a bow storage

2 Yamaha wave runners

2 Novamarine FH 450 170hp (2005)

Installed a new hydraulic rudder plant

Thickness measurement of the hull (under water line area) and replacement of the weak area.

Re-caulking of the decks

Replacement of the deck in the following area: upper deck, 2 corridors, main deck, aft deck. Replacement included teak, lamination, and inspection of the deck plates.

Replacement of the ceiling (including electric wires) of the 4 outside corridors

Change all the appliances of the galley (stove, oven, fridge)

Enlargement of the bed in the master cabin.

Painting of the hull (topsides).

The 2006 refit included:

New carpets throughout main deck and Owner's area New wooden blinds installed main deck and sky lounge All new upholstery in the sky lounge

New upholstery in the dining room

New interior design of the main salon to the last details

Owner's cabin has all new fabrics and interior design New carpets in Sky Lounge/bar

The 2011 refit included:

Addition of numerous safety equipment to comply with new licence to carry 45 passengers.

Superstructure repainted.

New teak on upper deck

Installation of Jacuzzi and adjacent lounging area. New crane installed on bow.

Tenders relocated to bow.

Modification/silencing of generator exhaust systems. New cushion covers on Flybridge.

New covers/decoration on upper deck.

The 2013 refit included:

New carpeting throughout

New soft furnishings in Saloon

Full Algrip Painting hull and superstructure Television installed on Jacuzzi dec

2015

Hardwood floors installed on main deck corridor, stairs leading to bridge/bar, as well as bar, cooridor, bridge and office.

Exclusions




Owner's personal belongings.

Disclaimer

The Company offers the details of this vessel or yacht in good faith but cannot guarantee or warrant the accuracy of this information nor warrant the condition of the vessel. A buyer should instruct his representatives, agents, or his surveyors, to investigate such details as the buyer desires validated. This vessel or yacht is offered subject to prior sale, price change, or withdrawal without notice.

PHOTOS





CONTACTS

Andrey Shestakov, leading yacht broker of the sales department of Shestakov Yacht Sales Inc. Shestakov Yacht Sales Inc., the official representative of the Miami/Fort Lauderdale FL headquarters.

Contact details

Email: **andrey@shestakovyachtsales.com**

Web: shestakovyachtsales.com/en/

Telephones

USA: **+1(954)274-4435**

Office hours

Monday – Saturday: **9:00 - 21:00** EDT

Sunday: **closed**

Address



Harbour Towne Marina, 850 NE 3rd St, STE 213, Dania, FL 33004