

# MAIGHDEAN MHARA — SELENE



**Builder:** SELENE

**Year Built:** 2007

**Model:** Trawler

**Price:** PRICE ON APPLICATION

**Location:** United States

**LOA:** 49' 0" (14.94m)

**Beam:** 15' 6" (4.72m)

**Max Draft:** 5' 6" (1.68m)

**Cruise Speed:** 9 Kts. (10 MPH)

**Max Speed:** 10 Kts. (12 MPH)

Our experienced yacht broker, Andrey Shestakov, will help you choose and buy a yacht that best suits your needs **MAIGHDEAN MHARA — SELENE** from **our catalogue**. Presently, at **Shestakov Yacht Sales Inc.**, we have a wide variety of yachts available on **our sale's list**. We also work in close contact with all the big **yacht manufacturers** from all over the world.

If you would like to buy a yacht **MAIGHDEAN MHARA — SELENE** or would like help answering any questions concerning purchasing, selling or chartering a yacht, please call **+1(954)274-4435**

# TABLE OF CONTENTS

TABLE OF CONTENTS	2
SPECIFICATIONS	4
Overview	4
Basic Information	4
Dimensions	4
Speed, Capacities and Weight	4
Accommodations	4
Hull and Deck Information	5
Engine Information	5
DETAILED INFORMATION	6
Vessel Walkthrough	6
Salon	6
Galley	7
Master Stateroom	7
Master Head, Ensuite	7
Guest Stateroom	8
Guest/Day Head	8
Pilothouse	8
Electronics and Navigation Equipment	9
Electrical System	9
Flybridge	10
Deck and Hull Equipment	10
Lazarette	11
Safety Equipment	11
Other Equipment	11
Exclusions	11
Exclusions	12
Disclaimer	12

---

PHOTOS	13
Salon	13
Galley	13
Washer & Dryer	13
Guest Stateroom	13
Guest Head	13
Master Stateroom	13
Master Head	13
Master Shower	13
Pilothouse	14
Pilothouse	14
Engine Room Access	14
Engine Room	14
Engine Room	14
Engine Room	14
Flybridge Helm	14
Flybridge Forward	14
Flybridge Aft	15
CONTACTS	16
Contact details	16
Telephones	16
Office hours	16
Address	16

---

# SPECIFICATIONS

---

## Overview

---

This well-equipped Selene 49 is a “Next Generation” design featuring an improved layout and more efficient hull design including the new “Cruiser Stern”. This new stern design carries the hull’s underbody all the way to the end of the swim platform increasing waterline and cruise efficiency. The efficient Cummins main engine gives the boat in the neighborhood of a 3000-nm range at 7 kts., and is backed up by a Yanmar get home engine just in case.

## Basic Information

---

**Category:** Trawler

**Model Year:** 2007

**Year Built:** 2007

**Country:** United States

**Vessel Top:** Bimini Top

**Fly Bridge:** Yes

## Dimensions

---

**LOA:** 49' 0" (14.94m)

**Beam:** 15' 6" (4.72m)

**Max Draft:** 5' 6" (1.68m)

## Speed, Capacities and Weight

---

**Cruise Speed:** 9 Kts. (10 MPH)

**Max Speed:** 10 Kts. (12 MPH)

**Displacement:** 68800 Pounds

**Water Capacity:** 210 Gallons

**Holding Tank:** 100 Gallons

**Fuel Capacity:** 1300 Gallons

## Accommodations

---

**Total Cabins:** 2

**Total Heads:** 2

---

## Hull and Deck Information

---

**Hull Material:** Fiberglass

---

## Engine Information

---

**Engines:** 1

**Manufacturer:** Cummins

**Model:** QSB 5.9

**Engine Type:** Inboard

**Fuel Type:** Diesel

---

# DETAILED INFORMATION

---

## Vessel Walkthrough

---

Boarding this Selene is made easy no matter how it is docked. One can board either through a door on the starboard upper side deck to the pilot house, or through a port or starboard door into the cockpit, and finally a transom door from the swim platform.

Looking forward from the spacious cockpit with a large lazarette under foot. To port find a control station with main engine and thruster controls on a Corian table top with storage and drawers beneath. Center line you have a heavy duty Diamond Sea-Glaze Dutch Door which leads into the salon. The salon is nicely appointed with an L-shaped settee with high-low slide in and out table to port facing two nooks on starboard with comfortable leather loungers. Moving forward you have a very comfortably sized U-shaped galley to Starboard, 4 steps up to the pilot house centerline, and to port steps down to the guest quarters with bunks to port opposite a guest head to starboard. Continuing forward at the bow a very comfortable master stateroom with island queen berth and en-suite head.

If from the salon you choose to continue forward centerline a companion way leads you up four steps into the Raised Pilot House. From here you have great visibility and easy access to port and starboard side decks via Diamond Sea Glaze Dutch doors.

The engine room is centrally located below the galley and salon, and accessed through a heavy duty sound proofed and dogged shut door.

## Salon

---

The roomy salon has windows around three sides offering great views and an open feel. The large L-shaped settee easily seats six for meals. Features include:

- Hi-low folding teak table with custom ebony inlay
- Custom upholstery
- Venetian blinds
- Cruisair A/C controls
- TV cabinet built-in to the galley bar with large flat screen HDTV
- Stereo
- Diamond Sea-Glaze Dutch door leads to aft cockpit
- Two reclining chairs
- Storage cabinets and drawers
- Storage under settee

---

## Galley

---

The large U-shaped galley is offset to starboard just forward of the salon. The galley bar has custom glass storage built-in.

Features include:

- Custom granite counter top and back splash
- Force-10 propane stove with gas alarm monitor
- GE microwave/convection oven
- Sea Freeze dual voltage refrigerator/freezer
- (3) Trident propane tanks mounted in deck locker
- Double stainless steel sink
- Hella 24VDC fan
- Multiple cabinets for storage

---

## Master Stateroom

---

The master stateroom is located forward and has a centerline queen berth and ensuite head. Features include:

- Overhead cabinets forward
- Cabinets port and starboard
- Custom mattress
- (2) Ocean frigast reading lights
- Bureaus with drawers port and starboard
- Wall mounted mirror with light
- (2) Cedar lined hanging lockers
- TV cabinet with flat screen HDTV
- Overhead hatch with Ocean Air screen/shade
- Hella 24 VDC fan
- (4) Opening ports with screens and dead lights
- Cruisair A/C control

---

## Master Head, Ensuite

---

- Tecma 24V DC fresh water toilet
- Separate shower
- Built-in vanity with sink, marble counter top and back-splash
- Cherry framed mirror
- Storage cabinets
- Exhaust fan
- Marble flooring

- (2) Opening ports with screens

---

## Guest Stateroom

---

Located just aft and to port of the master stateroom is the guest stateroom with a unique bi-fold door that creates a large open space on the companionway. This door can be closed to create a private cabin or left open when the cabin is not in use.

Features include:

- (2) Over and under single berths. Both berths have sliding extensions creating a wider, more comfortable berth.
- Reading lights at berths
- Large cedar lined hanging locker
- overhead cabinets
- (2) Opening ports with screens
- Asko dryer is located below hanging locker

---

## Guest/Day Head

---

This head is located to starboard across from the guest cabin.

Features include:

- Fresh water Tecma 24V DC toilet
- Built-in vanity with sink, marble counter top with Cherry framed mirror above
- Large separate stall shower
- Marble flooring
- (2) Opening ports with screens
- Exhaust fan

---

## Pilothouse

---

The raised pilothouse offers great visibility and easy access to the side decks through port and starboard Diamond Sea-Glaze Dutch doors. A short flight of stairs leads up to the flybridge.

Features include:

- Large raised L-shaped settee with table
- Centerline helm with complete electronics array and engine instrumentation
- Expandable chart table with drawer above
- Chart light



- Exalto pantographic wipers - intermittent/variable speed with wash
- Danforth 5" compass
- Bow and stern thruster controls
- Rudder angle indicator
- Stabilizer control panel
- Electric panel in cabinet below helm
- Safety panel mounted above chart table with bilge pump controls and tank gauges
- Weems and Plath clock and barometer
- Overhead hatch with Ocean Air shade/screen
- (2) Opening side windows with screens
- Raritan icemaker mounted below settee
- Remote control spot light

---

## Electronics and Navigation Equipment

---

**MAIGHDEAN MHARA** offers a full array of navigation electronics with redundancy for safety and peace of mind.

Equipment includes:

- (2) 15" LCD displays in the pilothouse are connected to (2) separate Furuno Nav Net computers
- Furuno Nav Net display on flybridge
- Furuno 4 kW open array radar antenna
- (2) Furuno RD-30 multi-function display for depth and an assortment of other data - one display at each helm
- Simrad AP25 autopilot with controls at both helms
- (2) ICOM IC M504 VHF radios - one at each helm
- Airmar wind instrument

---

## Electrical System

---

- 110/220V AC system with complete digital gauge monitoring
- 24V DC system with complete digital gauge monitoring
- Electric panel located in pilothouse
- Onan 13.5 kW generator with approximately 720 hours, with remote start and gauges in pilothouse
- Glendinning Cablemaster shore power system with 75' cord
- Prosine 3 kW inverter/charger
- Mastervolt battery charger for house bank
- Mastervolt battery charger for thruster banks
- Xantrex Pathway battery combiners to improve charging efficiency
- AGM type batteries - (2) 4D for engine start, (6) 4D for house bank, (2) 4D for

bow thruster, (2) 4D for stern thruster

## Flybridge

---

Access to the flybridge is from the pilothouse. The centerline helm station provides for excellent visibility.

Equipment includes:

- (2) Pompanette helm chairs
- Complete navigation electronics
- Engine controls
- Thruster controls
- Danforth 5" compass
- Large L-shaped settee and table are to starboard and just aft of the helm
- Cabinet to port with Magma stainless steel BBQ, sink, and storage. There is a separate propane tank for a grill in the cabinet.
- Bose stereo speakers
- Dark blue Bimini connected to the hinged FRP arch protects you from the sun
- Storage under the settee
- Aritex 660 lb hydraulic davit makes launching the tender safe and easy
- Caribe 11' hard bottom inflatable tender with 30 hp outboard, chocks and tie-downs
- Life raft mounted in cradle on-deck

## Deck and Hull Equipment

---

The decks are molded non-skid gel coat. The high bulwarks offer secure walkaround decks and there are large recessed hawse holes with integrated cleats. There are boarding doors port and starboard, just forward of the aft deck. There is also a second boarding door on to starboard on the pilothouse level.

Equipment includes:

- Muir 2500 electric windlass with dual chain wildcats
- CQR 75 lb. anchor with 300' of 3/8" HT chain
- Bruce 66 lb anchor with 300' of 3/8" HT chain
- Built-in bench seating with storage underneath runs across the front of the pilothouse
- Additional storage in the Portuguese bridge lockers
- Textilene® window covers for pilothouse and side windows
- Canvas covers for all exterior seating, tender, flybridge helm, and windlass
- Fresh water shower at transom

- Fresh water and raw water wash downs on foredeck
- Built-in cabinet in cockpit with drawers and locker
- Cockpit docking station with engine and thruster controls
- Dock lines and fenders

---

## Lazarette

---

The large lazarette is located below the aft cockpit and accessed through a large hatch. There is a huge area for equipment and storage.

Features:

- Grunert built-in holding plate type freezer to port
- Stern thruster is centerline aft with batteries mounted nearby
- Built-in cabinets for storage
- Steering gear access

---

## Safety Equipment

---

There are three watertight bulkheads plus a watertight compartment where the bow thruster is mounted.

Equipment includes:

- Givens 6-man life raft in canister
- (5) Portable fire extinguishers
- Fireboy automatic fire extinguishing system in engine room
- (4) Automatic submersible bilge pumps
- Smoke/fire alarms
- Manual bilge pump
- High water alarm
- Flares
- Life jackets

---

## Other Equipment

---

- Asko washer in stairway to accommodations
- Asko dryer mounted in guest cabin below hanging locker

---

## Exclusions

---

Owner's personal effects are excluded from the sale

## Exclusions

---

Owner's personal belongings.

## Disclaimer


---

The Company offers the details of this vessel or yacht in good faith but cannot guarantee or warrant the accuracy of this information nor warrant the condition of the vessel. A buyer should instruct his representatives, agents, or his surveyors, to investigate such details as the buyer desires validated. This vessel or yacht is offered subject to prior sale, price change, or withdrawal without notice.

# PHOTOS

---


**Salon**




**Galley**




**Washer & Dryer**




**Guest Stateroom**




**Guest Head**




**Master Stateroom**



**Master Head**



**Master Shower**



**Pilothouse**



**Pilothouse**




**Engine Room Access**



**Engine Room**




**Engine Room**



**Engine Room**




**Flybridge Helm**



**Flybridge Forward**



## Flybridge Aft



# CONTACTS

---

Andrey Shestakov, leading yacht broker of the sales department of Shestakov Yacht Sales Inc. Shestakov Yacht Sales Inc., the official representative of the Miami/Fort Lauderdale FL headquarters.

## Contact details

---

Email: **andrey@shestakovyachtsales.com**

Web: [shestakovyachtsales.com/en/](https://shestakovyachtsales.com/en/)

## Telephones

---

USA: **+1(954)274-4435**

## Office hours

---

Monday – Saturday: **9:00 - 21:00** EDT

Sunday: **closed**

## Address

---



Harbour Towne Marina, 850 NE 3rd St, STE 213, Dania, FL 33004