

CORDIA — TRUE NORTH



Builder: TRUE NORTH

Year Built: 2008

Model: Motor Yacht

Price: PRICE ON APPLICATION

Location: United States

LOA: 34' 0" (10.36m)

Beam: 12' 4" (3.76m)

Max Draft: 2' 11" (0.89m)

Cruise Speed: 21 Kts. (24 MPH)

Max Speed: 25 Kts. (29 MPH)

Our experienced yacht broker, Andrey Shestakov, will help you choose and buy a yacht that best suits your needs **CORDIA — TRUE NORTH** from **our catalogue**. Presently, at **Shestakov Yacht Sales Inc.**, we have a wide variety of yachts available on **our sale's list**. We also work in close contact with all the big **yacht manufacturers** from all over the world.

If you would like to buy a yacht **CORDIA — TRUE NORTH** or would like help answering any questions concerning purchasing, selling or chartering a yacht, please call **+1(954)274-4435**

TABLE OF CONTENTS

TABLE OF CONTENTS	2
SPECIFICATIONS	4
Overview	4
Basic Information	4
Dimensions	4
Speed, Capacities and Weight	4
Accommodations	5
Hull and Deck Information	5
Engine Information	5
DETAILED INFORMATION	6
Hull & Decks	6
Electrical Equipment	7
Electronics/Navigation	7
Accommodations	8
Safety	9
Exclusions	9
Disclaimer	10
PHOTOS	11
Profile - CORDIA	11
Bow View	11
On Hoist	11
Starboard Deck House	11
Companionway & Helm	11
Settee & Helm/Galley	11
Helm & STIDD Chair	11
Cockpit with Seating	11
Dinette Area with Air Conditioning	12
CORDIA Floor Plan	12

Helm Electronics	12
Engine Controls	12
Galley Up	12
Helm	12
V-berth with Storage & Head Area	12
Volvo Engine	12
Cockpit Area with Seating & Storage	13
Keel with Protected 5-Blade Prop	13
Stern & Transom Door	13
CONTACTS	14
Contact details	14
Telephones	14
Office hours	14
Address	14

SPECIFICATIONS

Overview

This popular 34' TRUE NORTH is a single diesel express that has a keel and strut protected propeller for safe and very economical cruising in areas where many boats can not go. Her bow thruster gives her great maneuverability around the docks. Her open concept, convertible seating, galley-up, and air-conditioned helm layout creates great comfort in all weather conditions.

Basic Information

Category: Motor Yacht

Sub Category: Sedan Cruiser

Model Year: 2009

Year Built: 2008

Country: United States

Cockpit: Yes

Dimensions

LOA: 34' 0" (10.36m)

LWL: 33' 10" (10.31m)

Beam: 12' 4" (3.76m)

Max Draft: 2' 11" (0.89m)

MFG Length: 35' 9" (10.90m)

Speed, Capacities and Weight

Cruise Speed: 21 Kts. (24 MPH)

Max Speed: 25 Kts. (29 MPH)

Displacement: 12 Pounds

Water Capacity: 65 Gallons

Holding Tank: 25 Gallons

Fuel Capacity: 180 Gallons

Accommodations

Total Cabins: 1

Sleeps: 2

Total Heads: 1

Hull and Deck Information

Hull Material: Fiberglass

Hull Configuration: Moderate Fin with Skeghung Rudder

Hull Color: GREEN

Hull Designer: TRUE NORTH

Exterior Designer: Clive Dent/True North Design Group

Engine Information

Engines: 1

Manufacturer: Volvo

Model: D6-435-1A

Engine Type: Inboard

Fuel Type: Diesel

DETAILED INFORMATION

Hull & Decks

- Molded construction and high strength multi-axial glass reinforcement
- Heavy-duty rub rail with SS striker
- Decks have integral molded nonskid
- Aluminum extruded hatches with screens
- Large opening hatch in center of hard top
- Powder-coated aluminum window frames
- Center-opening windshield
- Radar arch molded on hard top
- Tinted safety glass windows
- Electric engine room hatch
- (3) Windshield wipers with washer functions
- (6) SS mooring cleats
- SS Anchor chute
- PLOW anchor with 100'chain
- Lewmar anchor windlass with deck and helm control
- SS Hand rails
- SS Bow railing
- Dual trumpet horns
- Three cockpit lockers
- Anchor and chain
- SS Bow pulpit
- Navigation lights
- Transom door hinging down flush (hide-away) to swim platform

- Self-draining decks
- SS Integral Swim Ladder
- Cockpit seating with storage, cushions and covers

Electrical Equipment

- 4.2 KW Fischer Panda generator; 120/240 Volts with 108 hours
- Fully bonded and grounded to meet ABYC standards
- Electrical distribution system; 1-12V DC power outlet
- Analog meters; DC amps and volts
- Lighting: overhead reading lights, overhead halogen lights; low level courtesy lights
- Engine room lights
- Chart light at helm station
- Cockpit flood light (fixed)
- 120V AC 30 Amp shore power
- 3 GFI 110V outlets
- 2 Volts outlet at helm
- Inverter 1500 Watts
- Charger 75 Amps
- (3) Batteries
- (3) Battery switches

Electronics/Navigation

- 4" RITCHIE compass at helm
- RAYMARINE autopilot
- RAYMARINE radar C120 24 Mile

- RAYMARINE 120 chart plotter with GPS, depth and fish finder, speed log, and water temperature
- JENSEN DVD / TV . TRIM TABS.
- ALPINE AM/FM CD stereo
- VHF with remote speaker and microphone

Accommodations

Interior

- Interior cabin finished with teak floors and teak trim around the cabinets
- Gel-coat and vinyl finishes
- Teak doors
- Opening port holes in the cabin
- Laminate bulkheads with teak trim
- Vinyl cushions for seating
- Teak table at helm deck
- Over-sized V-berth with insert; foam cushions
- Large storage areas under berth
- Berth shelf storage
- Head (manual) and molded sink with shower

Galley / Helm

- Galley is located on the helm deck aft of helm seat on starboard side
- Single burner alcohol stove
- Microwave
- Helm with controls and electronics
- STIDD Helm chair

- Air conditioning at helm and galley area
- Molded sink with hot-cold water
- ISOTHERM refrigerator 12V
- Corian countertop
- Electric and engine heating hot water heater
- Drawers and storage lockers
- Settee and dual function helm seat on bridge deck is covered with SUNBRELLA
- Access to main electrical panel
- Folding teak companionway door with plexi-glass sliding hatch
- Tool storage drawer
- Aft facing seat with storage and cushions
- Side opening windows at helm
- Removable aft curtains

Safety

- Built-in (2) FIREBOY clean agent extinguishers with auto release
- (2) Powder 2.5 lbs. hand extinguishers
- Bilge pump with alarm
- (6) Life jackets
- Flair kit
- First aid kit
- Horn

Exclusions

Owner's personal belongings.

Disclaimer

The Company offers the details of this vessel or yacht in good faith but cannot guarantee or warrant the accuracy of this information nor warrant the condition of the vessel. A buyer should instruct his representatives, agents, or his surveyors, to investigate such details as the buyer desires validated. This vessel or yacht is offered subject to prior sale, price change, or withdrawal without notice.

PHOTOS

Profile - CORDIA



Bow View




On Hoist




Starboard Deck House




Companionway & Helm




Settee & Helm/Galley



Helm & STIDD Chair



Cockpit with Seating



Dinette Area with Air Conditioning



CORDIA Floor Plan




Helm Electronics



Engine Controls




Galley Up



Helm




V-berth with Storage & Head Area




Volvo Engine




Cockpit Area with Seating & Storage



Keel with Protected 5-Blade Prop



Stern & Transom Door



CONTACTS

Andrey Shestakov, leading yacht broker of the sales department of Shestakov Yacht Sales Inc. Shestakov Yacht Sales Inc., the official representative of the Miami/Fort Lauderdale FL headquarters.

Contact details

Email: **andrey@shestakovyachtsales.com**

Web: shestakovyachtsales.com/en/

Telephones

USA: **+1(954)274-4435**

Office hours

Monday – Saturday: **9:00 - 21:00** EDT

Sunday: **closed**

Address



Harbour Towne Marina, 850 NE 3rd St, STE 213, Dania, FL 33004