

ROXANNE — NORDIC TUGS



Судостроитель: NORDIC TUGS

Год постройки: 2004

Модель: Траулер

Цена: ЦЕНА ЯХТЫ ПО ЗАПРОСУ

Местонахождение: United States

Длина общая: 37' 0" (11.28m)

Ширина: 12' 11" (3.94m)

Мин. осадка: 4' 1" (1.24m)

Макс. осадка: 4' 4" (1.32m)

Крейс. скорость: 10 Kts. (12 MPH)

Макс. скорость: 15 Kts. (17 MPH)

Купить **ROXANNE — NORDIC TUGS** а также выбрать подходящую вам яхту из нашего **каталога яхт** вам поможет опытный яхтенный брокер Андрей Шестаков. На сегодняшний день компания **Shestakov Yacht Sales Inc.** имеет большое количество яхт в **собственном списке продаж**, а также тесно сотрудничает со всеми крупными **яхтенными производителями** по всему миру.

Для того чтобы купить яхту **ROXANNE — NORDIC TUGS** а также проконсультироваться по любому вопросу связанному с покупкой, продажей, чартером яхт позвоните по телефону **+7(918)465-66-44**.

ОГЛАВЛЕНИЕ

ОГЛАВЛЕНИЕ	2
ХАРАКТЕРИСТИКИ	3
Обзор	3
Основная информация	3
Размеры	4
Скорость, вместимость и масса	4
Размещение	4
Корпус и палуба	4
Информация о двигателе	4
ПОДРОБНОЕ ОПИСАНИЕ	5
Description	5
Исключения	12
Отказ от ответственности	12
ФОТОГРАФИИ	13
КОНТАКТЫ	22
Контактная информация	22
Телефоны	22
Время работы	22
Адрес	22

ХАРАКТЕРИСТИКИ

Обзор

In addition to the many standard features of a Nordic Tug 37, Roxanne has the following items which make her special:

- Side-Power Stern Thruster SE 100 (2014)
- Bennett Trim Tabs (2016)
- Bottom Paint (2016)
- 11' RigidBoats Dinghy with 9.9 hp electric start outboard motor (2013)
- Seawise Davit System (2013)
- Splendide Vented Washer/Dryer Combo (2013)
- Custom Aft Deck enclosure (2016)
- Teak-Lite flooring through-out, teak and holly finish (2016)
- Retractable screen doors at port and starboard Pilothouse doors (2016)
- Side-Power Bow Thruster motor new and upgraded to SE 80 (2016)
- Ultra Anchor, 45 lb. (2015) on bow roller
- Anchor Buoy System (2015)
- 46 lb Delta Anchor on bow roller
- 25 lb Fortress Anchor
- Spare parts - Complete list below
- Chart Kits and Cruising Guides for East Coast, Great Lakes, and Canadian Canal System

Основная информация

Тип судна: Траулер

Подкатегория: Tug

Модельный год: 2005

Год постройки: 2004

Страна: United States

Верх: Bimini Top

Открытая палуба мостика: Да

Размеры

Длина общая: 37' 0" (11.28m)

Длина по ватерлинии: 37' 4"
(11.38m)

Ширина: 12' 11" (3.94m)

Мин. осадка: 4' 1" (1.24m)

Макс. осадка: 4' 4" (1.32m)

Длина привального бруса: 39' 11"
(12.17m)

Скорость, вместимость и масса

Крейс. скорость: 10 Kts. (12 MPH)

Дальность на крейсерской скорости: 600

Макс. скорость: 15 Kts. (17 MPH)

Водоизмещение: 25000 Pounds

Вместимость воды: 150 Gallons

Вместимость сточного бака: 45
Gallons

Объем топливного бака: 320
Gallons

Размещение

Всего кают: 2

Корпус и палуба

Материал корпуса: Fiberglass

Информация о двигателе

Производитель: Cummins

Тип двигателя: Inboard

Тип топлива: Diesel

ПОДРОБНОЕ ОПИСАНИЕ

Description

ROXANNE is fully loaded with exceptional features and additional equipment, and has been professionally maintained with an open check book.

Boarding **ROXANNE** from the stern you step onto the swim platform which is integrated with the hull of the vessel. The aft deck is large and enclosed with a custom screen enclosure. Access from the aft deck to the salon is through a Diamond Sea Glaze marine door. To port is an L-shaped settee that converts to a full-size double berth with two storage cabinets beneath the seat and behind the back cushions. There is a large teak, hinged folding table, which measures (16" X 32.5") closed and (32" X 32.5") open. It is mounted on a high/low pedestal that moves easily to accommodate the slide-out double berth.

The L-shaped galley is to starboard featuring Corian countertops with back-splash and sea rail. The refrigerator is a 6.8-cubic-foot, teak surfaced, Nova Kool. The separate freezer is also a teak surfaced Nova Kool. The gas range / oven is a Force 10 with three burner stove. The microwave is mounted in a specially designed cabinet above the refrigerator. The sink is a porcelain single large bowl, under-counter mount, with a single lever pull-out faucet. There are six large under counter drawers, two large under counter cabinets, and a dish cabinet above the sink.

Opening windows are everywhere throughout the Pilothouse and main salon. Visibility is 360 degrees. There are overhead rails for safety. There is also a Kenwood CD AM/FM receiver with Bose speakers in the salon and Pilothouse.

There are two helm seats, one to port and the other to starboard, in the Pilothouse. There is a full-width overhead teak compartment which can hold a wide range of radios and small instruments. Port of the wheel is the navigation area. It is a large flat area for reading charts, planning courses, and navigating with a large chart storage drawer under. There are port and starboard watertight sliding doors from the Pilothouse to the side decks. Both are fitted with Phantom screens. All exterior windows are fitted with fully adjustable Bali blinds.

The sleeping quarters and head are forward and down 4 steps. The guest stateroom is to port, the master cabin is forward, and the head is to starboard.

Entrance to the master stateroom is through a hinged door forward of the head and guest stateroom. There is a queen size island berth with great access on both sides. There is a storage locker beneath the mattress, four drawers beneath the berth, full length cabinets on each side of the berth along the hull, and twin hanging lockers at the bulkheads.

The head features a separate shower compartment with seat and folding doors. The teak vanity cabinet is a great storage spot and there is also a wall mounted cabinet above the sink. The vanity has a custom glass tile counter top and marble vessel sink. There is a mirror on the door and a lighted magnifying mirror mounted on the wall. The toilet is a Dometic Sea Land VacuFlush, electric, low-water-flow toilet.

The guest stateroom is to port with a double berth. There is a large hanging locker, a teak cabinet with three drawers, storage under the berth, and a shelf for personal items. The upper berth was removed which made this cabin useable as an office or TV room.

The engine room is located under the pilothouse sole and is accessed through a pair of hatches. There is a step at the front of the engine to make entrance into the space easy. The engine is a Cummins 6BT5.9 330 hp diesel with vibration isolators and a Soundown water-lift muffler system. There are three Rule bilge pumps, 2,000 gph each, and a high-water alarm. There is a 6.5 kW Onan generator with 1372 hours.

The tank room is located under the salon sole. It is accessed through a large hatch. The tank room houses two fuel tanks, the water tank, the engine muffler, hot water heater, the macerator system, the fuel polishing and transfer system, the water pump and the propeller shaft and dripless shaft seal.

Roxanne also has an 11' Rigid Boat dinghy. This dinghy is all fiberglass. It is so stable that two adults can stand on one side rail without tipping the boat. The dinghy is managed by a set of Sea Wise davits and powered by a Yamaha 4 stroke 9.9hp outboard with electric start.

HULL

- Color - Oyster gel coat hull with black inset at waterline
- Structural lamination w/multiple layers of hand laminated knitted fiberglass and resin
- Stringers - Continuous full length foam cored hand laminated fiberglass structural stringers
- Boarding platform integrated in hull
- Hull Guards - UV-stabilized PVC-guards: anchor, hull and sheer, 316 SS inset on hull side guard
- Fasteners - All exterior fasteners 316 SS
- Bilge Pumps - 2000 GPH, in three compartments w/auto/manual switches at helm
- Bonding System - common bonding zincs on transom plus rudder, shoe and thruster zincs

DECK • Color - Oyster gel coat • Deck - Molded textured surface in walking and work areas • Deck - Raised walk-around side decks • Door - hinged transom • Scuppers - cockpit • Anchor Roller Assembly - two Polished SS • Windlass - 12VDC Lawrence Simpson power anchor windlass with foot controls at bow and remote control at pilot house and upper helm • 150' rope anchor rode with integral 40' of chain and primary 200' all chain • Bow Bitt - 316 SS Samson post • Storage - cockpit deck box w/hinged lid, drain and latch • Storage - Cockpit recessed fender holder • Storage -

Locking deck hatch to lazarette w/sealing gasket and air shock assist lifts • Hand Rails - Deck, 1-1/4" x 30" high, 316 SS bow and stern • Hand Rails - 1-1/4" 316 SS full length hand rails over pilot house doors • Hand Rails- 1-1/4" 316 SS 30" high on salon cabin top and ladder on port side • Ladder - 316 SS open rail w/wide treads from aft deck to lido deck portside • Hand Grabs - 316 SS salon roof drains at aft salon corners • Hand Grabs - 316 SS, two forward and two aft of pilot house doors (4) • Hand Grab - 316 SS on transom over swim ladder • Windows - DIAMOND SEA GLAZE® Oyster powder-coated • Doors - DIAMOND SEA GLAZE® Oyster powder-coated: two sliding pilot house entry and one aft full height door to cockpit • Port lights - 8" 316 SS round w/screens and drains in forward cabin trunk (8) • Cleats -12" cap rail mounted 316 SS mooring cleats (6) • Deck Fittings - 316 SS 2" fuel fills (2), SS 1-1/2" water fill, SS 1-1/2" waste suction fitting • Light - Aft deck overhead wall panel switched recessed light • Outlet - 110VAC GFCI [in lazarette] • Inlet - Phone/TV- dock connection • Pennant Staff receiver - in bow rail • Sea water deck wash down hose bibs fore & aft • Lazarette vents

PROPULSION / ENGINE ROOM • Engine - Single 330hp CUMMINS® 6BT5.9 with electronic controls, 2032 hours. • Marine Reduction Gear- TWIN DISC MG5050-SC@2.45:1 • Alternator - 160 amp (12V) • Fuel Filter - RACOR® 75/900MAX dual fuel water separator filter for main engine with 10micron element • Exhaust - 6" dual stage water lift muffler with below water line exit for main engine • Propeller - Michigan® 4-blade bronze, LH, propeller • Propeller Shaft - 2" SS w/PSS® drip-less shaft seal • Seawater Strainers - bronze • Generator Fuel Filter - RACOR® 490MAM single fuel/water separator filter - 10 micron • Oil Change Pump System - plumbed to main engine, transmission and generator • Sound Insulation - 1" with barrier and silver Mylar® finish • Lights - engine room (5) • Outlet - 110VAC GFCI

MECHANICAL

115V MARINE AIR® 12K BTU in forward cabin and port side salon. Starboard side salon has 16K BTU (new 2016), air conditioning and heat pump units 6 gallon hot water heater, with quick recovery and engine heating loop

NAVIONICS

Pilothouse and Flybridge

- Raymarine color chart plotter C120 connected to 24" diameter closed array
- Raymarine radar dome
- Raymarine autopilot with rudder position indicator
- Raymarine depth sounder
- Standard Horizon VHF
- Trim tab controls

- Windless controls
- Bow and Stern thruster controls

FLOORING

Teak Lite throughout vessel; teak and holly finish (new 2016)

GALLEY • 3-burner FORCE-10 gas range and oven • Microwave oven • Refrigerator and freezer - NOVA KOOL® RFU6800 AC/DC 6.8cf teak faced • Countertop - CORIAN® "Sandstone" countertop w/coved backsplash and sea rail • Sink - Porcelain under counter mount large bowl w/single lever pull-out faucet • Cabinets - Two large teak cabinets below the countertop and one above the sink with single glass door. • Storage - Tip-out storage in front of sink • Drawers- Six drawers below countertop with full extension ball bearing tracks • Lights - Overhead, 12VDC(6) • Outlets - 110VAC GFCI protected (3)

SALON • Table - Teak, hinged folding table (16" X 32.5") closed, (32" X 32.5") open, mounted on high/low pedestal • Stereo Wiring - prewired for two speaker locations from pilothouse • Settee - L-shape, sand colored microfiber plush fabric, converts to full-size berth with storage • Valances - Teak • Lights - Overhead, 12VDC (4) • Light - Reading, 12VDC • Outlet- 110VAC **PILOT HOUSE** • Port and starboard bench seats with sand colored microfiber plush fabric • Chart table Graphite laminate top, chart drawer w/teak face flush • Full width Teak overhead instrument console • Engine Control - CUMMINS® single lever throttle/shift • Compass - RITCHIE® FN-203 flush mount • Bow and Stern Thruster Controls - Side Power thruster joysticks • Windshield wipers - pantograph style, adjustable speed, self-park and washer system controls (3) • Defrost - 12VDC w/two speed fan • Overhead console wired for stereo power and speaker wires to aft outboard corners of pilot house • Lights - Overhead, 12VDC w/SS bezel (2) • Lights - Overhead, 12VDC w/SS bezel, red/white (2) • Light - Chart, red (2) • Outlet - 110VAC • Power Ports - 12VDC (2) • 12VDC terminal block for electronics in overhead console

FORWARD MASTER CABIN • Queen-size island berth • Drawers - flush face, under berth (4) • Hull side hanging lockers w/automatic lights • Hull side storage cabinets w/open shelves forward • Mirror - full length next to entry door with teak trim • Lights - Reading, 12VDC over berth {2} • Lights - Overhead, 12VDC (3) • Outlet - TV outlet, starboard side • Outlets - 110VAC aft face of hanging lockers (2) • Hatch - 22" with screen and shade • Chain locker forward with access door behind headboard

GUEST CABIN • Full double berth • Hanging Locker- w/automatic light and teak door • Cabinet - Teak three-drawer dresser • Door, Entry - Teak, hinged • Lights - Overhead, 12VDC (1) • Lights - Reading, 12VDC (2) • Outlets - 110VAC in hanging locker (2) • Outlet - TV outlet

HEAD COMPARTMENT • Toilet - VACUFLUSH® electric, low water flow • Cabinet -

Vanity w/storage below, Teak doors, custom glass tile counter top with marble vessel sink and s/s faucet • Shower - molded FRP with seat, shelf and glass doors • Mirror - On door and lighted magnifying mirror on wall • Fixtures - towel rings, bar & toilet paper holder • Door, Entry - Teak, hinged • Lights - Overhead, (2) • Outlet -110VAC GFCI

AFT DECK:

- Access to swim platform through transom door
- Access to large lazarette
- Splendide Vented Washer/Dryer Combo (2013)
- Outside shower with hot and cold water
- Full screen enclosure (new 2016)

LAZARETTE • Steering gear • Completely gel coated and ventilated • Large storage space

STEERING and CONTROL SYSTEMS • Steering System - manual hydraulic • Rudder and Shoe - passivated SS with sacrificial zincs • Rudder port bearing and shaft lip seal • Tiller Arm - Bronze with rudder stops • Helm Wheel - Classic wooden wheel • Valves and fitting for autopilot hydraulic pump connection

Trim Tabs - Bennet electric (new 2016) Bow and Stern Thruster- SIDE-POWER®SE85 / SE100 respectively. Bow (new 2016) with dedicated AGM battery and spare motor. Stern (new 2014) with dedicated AGM battery and Xantrex battery charger.

12V DC ELECTRICAL SYSTEM

House 4 AGM (new 2016)

Engine start 8D AGM (new 2016) • Battery Charger - Xantrex® 20 amp/40amp, 3-outputs charger • Batteries, Engine Start & Thruster/Windless- 12V AGM, Deep Cycle, Quick Recovery, Series 4D, 210 Amp-hours with boxes (2) • Batteries, Generator Start - 12V AGM, Deep Cycle, Quick Recovery - 24 Series,90 Amp-hours with box (1) • Batteries, House - 12V AGM, Deep Cycle,Quick Recovery, 24 Series, 500 Amp-hours with enclosures (4) • Breaker Panel, BLUE SEAS® - 36-position w/LED lights • Master house bank circuit breaker switched at DC Panel • Battery parallel solenoid control switch at helm • Battery parallel relay • Wire - marine grade tinned copper throughout

110V AC ELECTRICAL SYSTEM • Generator - ONAN® 6kW with 1372 hours110VAC/60Hz w/sound shield, water lift muffler, water separator exhaust system • Shore power connection - Dual SMARTPLUG® 50A, w/50' cord, starboard •

Breaker panel - BLUE SEAS® 110VAC w/LED lights • Switches and outlets - VIMAR® used throughout boat

SAFETY PACKAGE • Fire Extinguishing System - FIREBOY-XINTEX® CG2-500-227 in engine room w/auto shut down • Fire Extinguishers, (4) 5 LB and (1) 2 LB • High bilge water alarm - sensor mounted in engine room w/audible alarm at helm • Exhaust overheat alarm - temperature sensor on main engine wet elbow w/audible alarm at helm • Horn - Dual Electric • Hailer • Light - Anchor, 3NM USCG approved • Lights - Navigation, USCG approved • Fenders - 2-24" dia ball type, 2-18" dia ball type, 2-12" dia cylinder type, 3-8" dia cylinder type all with fender whips • NMMA Certification to ABYC Standards

ANCHORING AND MOORING EQUIPMENT

Anchor windless with controls at upper and lower helm stations plus on foredeck

Anchors: 45 lb. Ultra with 180 feet of chain

46 lb. Delta with 180 feet of chain and rope

25 lb. Fortress with 150 feet of rope

Anchor Buoy System (2015)

TANKAGE • Fuel tanks - 350-gallon in two tanks w/crossover line, shutoff valves, brass push to open valve and sight gauge • Potable Water Tank - 150-gallon • Gray Water Tank - 9-gallon in keel w/auto 12VDC pump • Black Water Tank - 45-gallon in keel, w/deck suction and overboard Macerator dual valve discharge • Tankwatch4 tank monitoring **DINGHY AND DAVITS**

· Dinghy: 11' Rigid Boats dinghy (all fiberglass) with 9.9 hp electric start 4 cycle Yamaha outboard (new 2014)

· Davits: Seawise Davit System (new 2014)

SPARE PARTS:

· Engine

o Fuel transfer pump and gasket

o Starter motor

o Water pump

o Water pump impellers

o Spare belts

-
- o Filters
 - Generator
 - o Thermostat
 - o Fuel pump and gasket
 - o Water pump
 - o Water pump impellers
 - o Starter motor
 - o Alternator
 - o Spare belts
 - o Filters
 - Air Conditioner
 - o Raw water circulating pump
 - o Electrical relay
 - Bow Thruster
 - o Original SE 60 motor rebuilt (2016)
 - Electrical
 - o 30/50 amp Splitter
 - o 50' 30 amp Eel shore power cord (x2)
 - o 50' 50 amp shore power cord
 - Miscellaneous
 - o Pressure Washer – 1800 psi electric
 - o Additional fitting for upper deck crane attachment
 - o Cooling fan for Refrigerator
 - o Cooling fan for Freezer
 - o Dock lines, fender boards, and fenders



Исключения

При продаже яхты исключаются личные вещи владельца.

Отказ от ответственности









Компания предоставляет описание судна или яхты добросовестно, но не может гарантировать точность этой информации, а также не ручается за техническое состояние. Покупатель должен проинструктировать своих агентов или оценщиков исследовать представленную информацию более подробно, по собственному желанию. Продажа судна или яхты, изменение цены или снятие с продажи будет происходить без предварительного уведомления.

ФОТОГРАФИИ





















КОНТАКТЫ

Андрей Шестаков (Andrey Shestakov) – ведущий яхтенный брокер отдела продаж яхт и судов компании Shestakov Yacht Sales Inc. Официальный представитель Shestakov Yacht Sales Inc. для русскоговорящих клиентов в центральном офисе компании в Майами/Форт Лодердейл/Флорида/США.

Контактная информация

Email: **andrey@shestakovyachtsales.com**

Web: shestakovyachtsales.com

Телефоны

Краснодарский край: **+7(918)465-66-44**

США, Майами, Флорида: **+1(954)274-4435**

Время работы

Понедельник – Суббота: **9:00 - 21:00** EDT

Воскресенье: **Закрыто**

Адрес



Harbour Towne Marina, 850 NE 3rd St, STE 213, Dania, FL 33004