

PANACEA — HAMPTON



Builder: HAMPTON

Year Built: 2013

Model: Motor Yacht

Price: PRICE ON APPLICATION

Location: United States

LOA: 62' 0" (18.90m)

Beam: 17' 3" (5.26m)

Max Draft: 5' 1" (1.55m)

Cruise Speed: 20 Kts. (23 MPH)

Max Speed: 23 Kts. (26 MPH)

Our experienced yacht broker, Andrey Shestakov, will help you choose and buy a yacht that best suits your needs **PANACEA — HAMPTON** from **our catalogue**. Presently, at **Shestakov Yacht Sales Inc.**, we have a wide variety of yachts available on **our sale's list**. We also work in close contact with all the big **yacht manufacturers** from all over the world.

If you would like to buy a yacht **PANACEA — HAMPTON** or would like help answering any questions concerning purchasing, selling or chartering a yacht, please call **+1(954)274-4435**

TABLE OF CONTENTS

TABLE OF CONTENTS	2
SPECIFICATIONS	5
Overview	5
Basic Information	5
Dimensions	5
Speed, Capacities and Weight	6
Accommodations	6
Hull and Deck Information	6
Engine Information	6
DETAILED INFORMATION	7
Accommodations	7
Interior Finish	7
Main Salon	7
Galley & Dining Area	8
Master Stateroom	8
Master Head	9
VIP Guest Stateroom, Forward	9
Guest Head	9
Twin Guest Stateroom, Amidship	10
Electronics & Navigational Equipment	10
Skylounge/Flybridge Equipment	11
Flybridge Aft Deck & Tender	11
Deck Equipment	11
Aft Deck Equipment	12
Hull	12
Electrical Equipment	12
Engine Room & Mechanical Equipment	13
Exclusions	13

Disclaimer	14
PHOTOS	15
Main Salon	15
Main Salon	15
Main Salon	15
Galley	15
Galley	15
Galley/Dinette	15
Dinette Area	15
Stairway to Skylounge	15
Lower Companionway	16
Master Stateroom	16
Master Bath	16
VIP Guest Stateroom	16
Guest Bath	16
Twin Guest Stateroom	16
Skylounge (Enclosed Flybridge)	17
Helm Station	17
Skylounge	17
Skylounge	17
Skylounge Bar	17
Flybridge Aft Deck	17
Tender	17
Aft Deck	17
Aft Deck	18
Exterior	18
Engine Specification & Fuel Consumption	18
General Arrangement	18
Layout	18

CONTACTS	19
-----	-----
Contact details	19
-----	-----
Telephones	19
-----	-----
Office hours	19
-----	-----
Address	19
-----	-----

SPECIFICATIONS

Overview

The Hampton 620 is designed and built for comfortable, safe, and dependable cruising. The vessel has two accommodation decks. The hull deck has a lazarette aft and the engine room is amidships. Forward is the master stateroom and two guest staterooms. The main deck has a covered aft deck and has the control stations at the both side. In the main deck house, the main salon is against the aft bulkhead. The galley is forward to starboard, while the main entrance foyer the dinette is forward of the galley. The skylounge offers a large seating area with adjustable table, wet bar, refrigerator and a control station.

Basic Information

Category: Motor Yacht

Sub Category: Sky Lounge

Model Year: 2013

Year Built: 2013

Country: United States

Vessel Top: Hardtop

Fly Bridge: Yes

Dimensions

LOA: 62' 0" (18.90m)

LWL: 62' 6" (19.05m)

Beam: 17' 3" (5.26m)

Max Draft: 5' 1" (1.55m)

MFG Length: 62' 0" (18.90m)

Speed, Capacities and Weight

Cruise Speed: 20 Kts. (23 MPH)

Cruise Speed RPM: 1900 Kts.

Max Speed: 23 Kts. (26 MPH)

Max Speed RPM: 2100 Kts.

Displacement: 90000 Pounds

Water Capacity: 300 Gallons

Holding Tank: 100 Gallons

Fuel Capacity: 1210 Gallons

Accommodations

Total Cabins: 3

Sleeps: 6

Total Heads: 2

Hull and Deck Information

Hull Material: Fiberglass

Deck Material: Fiberglass

Engine Information

Engines: 2

Manufacturer: Caterpillar

Model: C-18 Acert

Fuel Type: Diesel

DETAILED INFORMATION

Accommodations

The Hampton 620 Motoryacht offers a very spacious main salon as well as a large and spacious aft deck. This modified skylounge offers a full helm station, seating area, wet bar along with a 'country kitchen' style galley and dining area with a low profile providing an extremely spacious look with a view from the salon door through to the galley and dining area. She features three staterooms to include a full beam Master along with a VIP forward and twin stateroom amidship. Her fine wood craftsmanship abounds with beautiful cherry and burl inlays throughout. View our 360 degree Virtual Tour of exterior and interior here:

Interior Finish

- Makore high gloss cherry wood interior throughout
- Burl wood inlay in selected areas
- Burl wood table top and countertops in selected areas
- Carpet and pad in selected areas
- Hardwood flooring in galley/dining area
- Removable padded soft vinyl headliners throughout
- LED lighting throughout
- Rope lighting in selected areas
- Push/release type latches for cabinets and drawers
- Central vacuum system

Main Salon

- Custom high gloss Makore cherry wood interior throughout
- Built-in cabinet w/custom etched glass concealing pop up 42" LED HDTV
- Custom L-shaped leather settee w/storage
- Hi-lo high gloss cocktail table with burl inlay
- Custom overhead soffit w/burl wood & lighting
- (2) Leather ottoman/seats fit under table
- (2) Leather occasional swivel chairs
- Built-in cabinet w/drawers & burl top, port
- U-Line wine chiller
- LED lighting with dimmer control
- DVD/CD player & Bose surround sound system
- CD stereo with speakers for cockpit pilothouse and galley
- Frameless windows

- Custom window treatments w/blinds
- Stainless steel w/full glass sliding door to aft deck

Galley & Dining Area

She features a 'country kitchen' style galley with a large U-shaped leather settee with granite table dining area at the forward windows. This provides plenty of natural light which can be controlled by the electric blinds installed on all three forward windows. Aircraft style pilothouse doors are port and starboard with retractable screens creating great cross ventilation and provides easy access to the full walk-around deck. Also in the galley/dining area is a pop up 32" LED HDTV for comfortable viewing. Extended warranty on all appliances.

- Granite counter tops with oversized sink
- Granite flooring in galley
- Hardwood flooring in dining area
- GE Profile stainless steel Refrigerator & (2) Freezer drawers
- GE Profile electric cook top w/4 burners
- GE oven
- GE microwave/convection
- Broan Elite trash compactor
- Fisher Paykel dishwasher
- Quality single lever faucet
- Garbage disposal
- Storage cabinets
- (2) Bar stools at service counter
- Galley exhaust blower
- Custom electric blinds for forward windows

Master Stateroom

- King size bed w/custom spread, shams & drawer storage below
- Built-in night stands, port & stbd
- (2) Decorative sconce lights
- Mirrored bulkhead behind bed
- Overhead decorative redwood burl ceiling treatment
- Built-in dresser drawers & cabinets, port & stbd
- Built-in vanity w/storage & seat
- Large double port lights, port & stbd
- Custom window treatments w/Hunter Douglas blinds & draperies
- (2) AC control panels, port & stbd
- Built in Samsung 32" LED HDTV
- Boss AM/FM/DVD/CD player and surround sound system

- Large walk-in cedar lined closet
- (2) Cedar lined hanging lockers
- LED overhead lighting with dimmer controls
- Rope lighting

Master Head

- Stall shower lined w/ corian w/ seat
- Tecma toilet
- Grohe faucets
- Corian countertop
- Corian floor with drains
- LED overhead lighting
- GFI outlets
- Exhaust fan
- Opening S/S port light

VIP Guest Stateroom, Forward

- Queen sized berth w/custom spread & shams w/drawers & storage below
- Built in LG 27" LED HD TV
- Boss AM/FM Stereo DVD/CD player
- LED overhead lighting w/ dimmer control
- (2) Stainless Steel opening port lights
- Built-in cabinets & drawers
- Overhead skylight with screen and blackout shade
- Reading lights
- Cedar lined hanging locker
- Custom wooden blinds

Guest Head

- Stall shower
- Tecma toilet
- Grohe faucet
- Corian countertops
- Large mirror panels
- Corian flooring
- LED overhead lighting
- GFI outlets
- Exhaust fan

- Stainless steel opening port lights w/ screens

Twin Guest Stateroom, Amidship

- Twin berths w/custom spread, shams & storage below
- Built-in nightstand between berths w/table lamp
- Built in Samsung 20" LED TV
- Boss AM/FM/DVD/CD player
- Stainless steel opening port lights w/ screens
- LED overhead lighting with dimmer control
- Cedar lined hanging locker
- Custom Hunter Douglas mini blinds Companionway:
- Bosch washer & dryer

Electronics & Navigational Equipment

- Complete Garmin electronics package
- Dual 5215 Plotters, Radar, AP & Digital Depth
- (2) GPS map 5215 chart plotter & remote
- GHP 10 Corepack Autopilot
- Xenare digital display
- 7" TFT LCD digital display
- GSD 24 sounder black box sonar
- Airmar 1kw B164 w/ 20 deg tilt, bronze thru hull, Depth/Temp transducer
- AIS 300 w/transponder receiver
- AIS 600 transceiver
- GXM 51 Weather & Audio XM Satellite Receiver
- Complete engine instrumentation
- ZF Electronic engine controls
- System indicator panel
- Hydraulic power steering powered from both engines
- CAT backup panel
- Wesmar Stabilizers w/9 sq ft fins & 3 term gyro
- Bow & stern hydraulic thruster controls, 33 hp - side power
- (2) Garmin 200 VHF's
- Hynautic Trim Tabs
- Richie Compass
- Seafare fire suppression panel
- Maxwell windlass controls
- (3) Windshield wiper controls w/washers
- Custom fuel & water gauge
- ACR 100 searchlight control

- Intellian HD Sat TV system throughout vessel
- CCTV cameras, (2) GC 10 (forward) for engine room & GC 10 Reverse (backward) aft deck
- Boss AM/FM Stereo
- Phone/intercom system

Skylounge/Flybridge Equipment

PANACEA features a custom modified skylounge with hard windows forward, EZ2CYsoft enclosure port and starboard along with hard sliding windows & door aft. She is fully climate controlled with reverse cycle chilled water AC and is equipped with a full helm control station.

- (2) Pompanette Deluxe adjustable helm chairs(captain's chair w/power lift)
- Venturi with safety tempered glass
- Hard windows forward and aft
- EZ2CY soft enclosure, port and starboard
- L-shaped settee w/corion table & (2) chairs
- Samsung flip down 32" HD TV
- Bar with U-line refrigerator, icemaker & sink
- Custom Kenyon BBQ grill
- Climate controlled with reverse cycle chilled water AC - (2) 18K BTU & 9K BTU

Flybridge Aft Deck & Tender

- 13' Amanzi RIB w/Mercury 40HP O/B
- UMT 1800lb davit with power lift and power rotate
- Revere Elite 8-man life raft
- Stairway w/stainless rails down to aft deck

Deck Equipment

- Bruce anchor 100lbs w/ 275' anchor chain
- Deck wash downs at forward and aft decks
- Dockside water pressure connection
- #316 grade stainless steel for mooring cleats, chocks, anchor roller, handrails, and stanchions
- TV, phone and water inlets
- Stainless steel portholes
- Coast Guard safety package

Aft Deck Equipment

- Built-in bench transom seating w/upholstered cushions
- Large Corian table w/ double stainless steel base
- Samsung 22" flip down LED TV
- Storage cabinet w/sink
- Refrigerator under aft deck table
- Port and starboard engine controls
- Engine room access from crew quarters
- Transom doors to swim teak swim platform, port & stbd
- Boarding gates, port & stbd
- Stainless steel swim ladder
- Hot and cold shower unit

Hull

- Hand-laid solid fiberglass hull molded in one piece
- Vinylester resin for first 5 layers of hull lay-up
- 2 layers of Kevlar from chine to chine and 3 layers of Kevlar in the fwd collision zone
- Hand-laid fiberglass deck, deckhouse, and flybridge cored w/ high strength Divinycell foam
- Hull/deck joint thru-bolted every 6", sealed w/ 3M 5200 sealant and glassed over w/ 3 layers of fiberglass
- Longitudinal and transverse stringer system
- Molded FRP rub rails capped w/ solid stainless steel trim rails
- Interior structural components all properly bonded to the hull

Electrical Equipment

- Complete AC/DC breaker/distribution panel
- Kohler 23 kw/60 HZ generator with sound shield - 567 hrs
- Kohler 15.5 kw/60 HZ generator with sound shield - 94 hrs
- (2) Shore power isolation transformers with ISO Boost
- (2) 75' Glendinning Cablemaster
- Charles 50 Amp 24 Volt charger
- Inverter 4 kw w/ remote panel and built in charger
- Battery selection switches
- LED lighting throughout
- Navigation lights
- (8) 115 Amp AGM marine batteries w/ boxes for house system
- (4) 200 Amp AGM marine batteries w/ boxes for engine starting

- Quality AC and DC lighting throughout
- 120V outlets throughout
- 24V to 12V 50 Amp converter
- Engines and generators are 24V start

Engine Room & Mechanical Equipment

- Twin Caterpillar C-18 Acert, 930 HP each
- ZF Engine Controls
- Chilled water reverse cycle A/C system - (2) 60,000 BTU units
- Bow & stern thrusters, 33 HP
- Wesmar stabilizers w/9 sq ft fins
- Watermaker
- Racor Dual 1000 fuel filters for each engine
- Underwater exhaust system with bypass to transom
- Tides Marine dripless packing glands with spare seals
- Engine room insulated with "Sound Down" insulation
- Engine room air conditioned
- Bulkhead insulated with extra foam sound insulation
- Delta T engine room blowers
- Aqua #22 HS stainless steel 3" shafts and 5 blade precision propellers
- Fiberglass exhaust mufflers
- Stainless rudders and rudder posts w/ Tides seals
- Rubber floor in engine room over fiberglass panels
- Headhunter 120V fresh water pump w/ 24V pump as backup
- Seacocks and sea strainers on engine raw water intake
- (3) Rule 2400 automatic bilge pumps
- Whale Gusher hand-held bilge pump
- Emergency bilge suction off main engines
- 20 gallon water heaters
- Holding tank with macerator pump plumbed for deck side or overboard discharge
- Oil changing system for engines, transmissions & generators
- Engine shutdowns
- Engine room fire extinguisher
- High water bilge alarm
- Freshwater outlet 150 gallon waste tank
- Automatic fire doors on air intakes
- Secondary R/W pump for chilled water A/C with valves installed
- Secondary circulation pump for chilled water A/C with valves installed

Exclusions


Owner's personal belongings.

Disclaimer


The Company offers the details of this vessel or yacht in good faith but cannot guarantee or warrant the accuracy of this information nor warrant the condition of the vessel. A buyer should instruct his representatives, agents, or his surveyors, to investigate such details as the buyer desires validated. This vessel or yacht is offered subject to prior sale, price change, or withdrawal without notice.

PHOTOS


Main Salon




Main Salon




Main Salon




Galley




Galley



Galley/Dinette




Dinette Area




Stairway to Skylounge




Lower Companionway




Master Stateroom




Master Bath





VIP Guest Stateroom




Guest Bath



Twin Guest Stateroom




Skylounge (Enclosed Flybridge)



Helm Station




Skylounge



Skylounge




Skylounge Bar



Flybridge Aft Deck



Tender




Aft Deck




Aft Deck



Exterior




Engine Specification & Fuel Consumption



General Arrangement



Layout



CONTACTS

Andrey Shestakov, leading yacht broker of the sales department of Shestakov Yacht Sales Inc. Shestakov Yacht Sales Inc., the official representative of the Miami/Fort Lauderdale FL headquarters.

Contact details

Email: **andrey@shestakovyachtsales.com**

Web: shestakovyachtsales.com/en/

Telephones

USA: **+1(954)274-4435**

Office hours

Monday – Saturday: **9:00 - 21:00** EDT

Sunday: **closed**

Address



Harbour Towne Marina, 850 NE 3rd St, STE 213, Dania, FL 33004