

TI PUNCH — OUTER REEF YACHTS



Builder: OUTER REEF YACHTS

LOA: 86' 0" (26.21m)

Year Built: 2013

Beam: 21' 0" (6.40m)

Model: Motor Yacht

Max Draft: 6' 0" (1.83m)

Price: PRICE ON APPLICATION

Location: United States

Our experienced yacht broker, Andrey Shestakov, will help you choose and buy a yacht that best suits your needs **TI PUNCH — OUTER REEF YACHTS** from **our catalogue**. Presently, at **Shestakov Yacht Sales Inc.**, we have a wide variety of yachts available on **our sale's list**. We also work in close contact with all the big **yacht manufacturers** from all over the world.

If you would like to buy a yacht **TI PUNCH — OUTER REEF YACHTS** or would like help answering any questions concerning purchasing, selling or chartering a yacht, please call **+1(954)274-4435**

TABLE OF CONTENTS

TABLE OF CONTENTS	2
SPECIFICATIONS	5
Overview	5
Basic Information	5
Dimensions	5
Speed, Capacities and Weight	6
Accommodations	6
Hull and Deck Information	6
Engine Information	6
DETAILED INFORMATION	7
Cockpit	7
Aft Deck	7
Side Decks	8
Main Salon	9
Galley	11
Pilothouse & Electronics	11
Accommodations	14
Engine Room & Mechanical	16
Portuguese Bridge & Foredeck	18
Fly Bridge	19
Boat Deck	20
Tankage	21
Crew Quarters	21
Hull Construction	22
Exclusions	23
Exclusions	23
Disclaimer	23
PHOTOS	24

Cockpit	24
Aft Deck	24
Aft Deck Dining	24
Aft Deck Wet Bar	25
Main Salon	25
Day Head	26
Galley	26
Galley	26
Galley retractable wall up	26
Pilothouse looking aft.	26
Pilothouse	27
Stairs to Fly Bridge	27
Master Stateroom	28
Master Head	28
Master Ensuite	28
Master Sink	28
VIP Stateroom	28
VIP	29
VIP Head	29
VIP Berth	29
VIP Ensuite Head	29
VIP Sink	29
Guest Stateroom 3	29
Guest Stateroom 4	30
Full-beam Master Stateroom	30
Fly Bridge 2	30
Engine Room	31
Engine Room	31
Fly Bridge Dining	31

Fly Bridge Enclosure	31
Stidd Chair	31
Fly Birdge BBQ	31
Foredeck with	32
Captains berth	33
Crew Quarters	33
CONTACTS	35
Contact details	35
Telephones	35
Office hours	35
Address	35

SPECIFICATIONS

Overview

Constructed in 2013, Ti Punch was delivered in 2014 commissioned by an experienced yachting family that knew what they wanted, a very capable long range cruising motor yacht that would not be held to the dock due to weather. With increased fuel capacity of 3500 gallons and upgraded Caterpillar C-18's Ti Punch is designed for long range cruising.

Highlights include a custom Destry Darr deigned interior, fly-bridge enclosure with Air Conditioning, extended cockpit with custom made Bluewater fighting chair and dive locker with Brownies compressor plumbed into it and much more.

Ti Punch is without question the best example of a long range cruising family motor yacht. She features a 4 stateroom layout with an expansive main salon. Ti Punch has an endless list of upgrades not seen on any other Outer Reef built to date. The build construction was overseen by one of the most experienced captains in the industry with an eye for detail. She is truly a 10!

Basic Information

Category: Motor Yacht

Sub Category: Flybridge

Model Year: 2014

Year Built: 2013

Country: United States

Fly Bridge: Yes

Cockpit: Yes

Dimensions

LOA: 86' 0" (26.21m)

Beam: 21' 0" (6.40m)

Max Draft: 6' 0" (1.83m)

Speed, Capacities and Weight

Displacement: 190000 Pounds

Water Capacity: 500 Gallons

Holding Tank: 250 Gallons

Fuel Capacity: 3500 Gallons

Accommodations

Total Cabins: 4

Total Berths: 5

Sleeps: 8

Total Heads: 4

Captain Cabin: True

Crew Cabin: 2

Crew Berths: 3

Crew Sleeps: 3

Crew Heads: 1

Hull and Deck Information

Hull Material: Composite Fiberglass

Hull Configuration: Full
Displacement/Planing Hull

Hull Color: White

Hull Designer: Outer Reef Yachts

Interior Designer: Destry Darr Design

Engine Information

Engines: 2

Manufacturer: Caterpillar

Model: C-18 Acert

Engine Type: Inboard

Fuel Type: Diesel

DETAILED INFORMATION

Cockpit

The added cockpit provides for the perfect fishing platform with a custom Bluewater teak fighting chair and plenty of rod holders. What sets this area apart is the oversized dive locker housing six dive tanks and all your BC's. The Brownies dive tank fill is plumbed into the locker. Directly off the cockpit is a large swim platform providing easy access whether your suited up for diving or launching your tender and toys.

- Cockpit with molded non-skid
- FRP built-in swim platform
- Sports locker with six dive tank holders, hanger for BC's and plumbed in air compressor hose fill station
- Brownie's dive compressor plumbed in and ventilated
- Bluewater fighting chair on custom s/s swivel with cover
- Gate door from the swim platform
- Light switch at boarding door for all courtesy lights
- Stainless steel removable swim ladder on swim platform
- 2" 316 stainless steel removable safety rails on swim platform
- FRP weather tight door on transom
- Deck scupper piped out through transom at boot stripe
- Transom shower in recessed box with hot and cold water supply
- Fresh water wash down outlet
- LED courtesy lights
- Two (2) Glendinning 100 amp cable master's with upgraded 100' cable
- Swim ladder
- Hailing and fog horn
- Security cable for tender activating loud piercing noise if tampered
- Teak cap rails
- s/s Rod holders all drained
- Two lockers
- Three additional dive tank racks in starboard locker
- Emergency tiller steering
- Steering system is reinforced and redundant for backup emergency steering

Aft Deck

Noted features from the aft deck include a custom stainless steel full glass sliding doors into the main salon. This option had not been done before providing a much more open feel moving into the main salon. Other notable features include a newly engineered and designed steps leading up to the flybridge. The re-designed included further recessing

the steps into the main salon taking the unused space behind the TV providing more room on the aft deck while still having large teak steps to the fly-bridge. Other notable features include the large teak dining table with bench seating and custom Bluewater teak chairs. For security measures Ti Punch is equipped with a GOST security system with sound bar, infrared motion detector and strobe light all located on the aft deck.

- Aft deck with teak decking
- Aft deck with FRP bench seating with storage beneath
- Custom aft deck table - teak with stainless steel bases
- Five (5) high gloss Bluewater teak chairs with Sunbrella upholstered cushions and covers
- Custom stainless steel sliding door with full length glass
- S/S sliding screen door
- Shore power inlets for 110v/220v 60hz
- Glenndinning electronic engine controls via hand held remote
- LED courtesy lights with two-way switches
- Additional outlets added beyond standard spec
- GOST security sound bar
- GOST security infrared laser beam motion detector
- GOST security strobe light
- Two (2) JL Audio overhead speakers
- Cantalupi LED overhead lights. Additional lighting added above standard spec
- Two 110v AC GFI outlets
- 316 Stainless steel handrail to and from aft deck
- Two FRP doors with stainless steel latches to and from cockpit
- Optional wing doors added to prevent windage while on aft deck
- **Custom steps leading to the fly-bridge** - *Steps were re-engineered to be brought further into the main salon better utilizing the space behind the TV. This change allowed for much more room on the aft deck with teak stepping.*
- Two (2) aft facing flood lights into the cockpit
- Upgraded 8 step Marquipt boarding ladder with teak steps

Wet Bar

- Granite countertop
- Scandvik undermount sink with Dante single lever center faucet
- s/s Summit Refrigerator
- Plug in TV mount. Outdoor TV designed to be transferable

Side Decks

- Molded non-skid
- Stainless steel handrails alongside decks
- Weathertight doors opening into pilothouse port and starboard
- Two (2) wing doors to prevent wind on aft deck.
- House side fixed windows with tinted tempered glass
- Two sets of 316 stainless steel spring-line chocks per side
- Four 316 stainless steel hawser holes with stainless steel cleats per side recessed in bulwarks
- Fuel fill fittings for tanks recessed into house side
- 316 stainless steel overhead safety rails at side steps
- Upgraded Cantaloupe LED courtesy lights along walk ways

Main Salon

Destry Darr Design interior with a high gloss walnut with burl wood inlays.

Entering the main salon you will immediately feel the volume Ti Punch offers along with the expansive open feeling with unobstructed view into the pilothouse.

The customization and equipment list is unparalleled to any vessel in her class first seen while entering the main salon. As you walk through the stainless steel full glass sliding door with removable wind screen behind settee, you will see a custom designed bar on your port side. The 55" TV is recessed into the aft starboard corner optimizing space throughout the main salon and aft deck. The fixed furniture was all custom made and installed in the United States to include the carpeting with extra sounds dampening padding.

All cabinet and doors were upgraded with Sugatsune polished chrome push-pulls fittings.

Door levers were upgraded with Gineico polished chrome levers.

Custom designed Bar in main salon

- Granite countertop
 - Scandvik sink with Grohe single lever center faucet
 - Amtico flooring around bar area
 - Whirlpool ice-maker
 - Destry Darr custom-designed barware cabinet
 - Three Italian made custom bar stools with leather upholstery
-
- Upgraded custom stainless steel Mainship built sliding glass door from aft deck. (Ti Punch was the first OR to have this design)

- Upgraded S/S sliding screen door
- Fixed windows in house sides with medium 3/8 tinted tempered safety glass
- Cantalupi overhead LED lighting throughout on dimmer switches
- Lessen polished chrome wall lights
- Access hatches under flooring to allow for engine removal
- Whisper walls

Furniture

Custom Destry Darr Design L-shaped couch on the port side and custom Destry Darr Designed couch on the starboard side. Storage beneath all seating in the couches. Furniture was all designed/built and installed in the United States.

- Two (2) enlarged Corian (Silver Birch) tables with two s/s pedestals for each table
- Custom blinds
- All push button stainless steel drawer latches were upgraded
- Cruisair air conditioning control panel
- GFI outlets throughout with several more added beyond standard spec
- Carpeted flooring with added sound deadening carpet padding installed in the US.

Audio Visual

- 55" Samsung LED 1080 SMART TV
- Apple TV with air play throughout
- Apple digital AV adapter
- Samsung Blue Ray DVD Player
- KVH Tracvision HD7
- HD Direct TV DVR US receiver
- HD Direct TV DVR Latin America receiver
- Stereo distribution amplifier
- Bose Iphone docking station
- Bose V35 Custom 5.1 surround sound flush mounted white speakers
- Bose Subwoofer
- Gost Security system motion detector
- Additional GFI outlets added throughout beyond standard spec

Day Head

Located just forward of the main salon on the starboard side before the galley. Includes granite flooring and granite countertops.

- Kraus copper glass sink in lieu of standard

Galley

Moving forward of the main salon you will enter the large Galley configured by Destry Darr Design unlike any Outer Reef available. You will immediately notice the expansive size offering ample counter space and storage due to the configuration. The primary LG French door fridge/freezer is located on the starboard side outboard allowing much more storage and counter space. The large windows and openness forward to the dining table and aft not the main salon ensures the chef is included with everyone else. This is truly a chef's galley offering the following...

- Amtico flooring
- Bosch stove
- Bosch electric cooktop
- Overhead LG exhaust fan
- Built in Brew Express coffee maker
- LG Microwave
- Grohe Minta dual spray pull-out faucet
- Grohe soap dispenser
- Kohler undermount sink with garbage disposal
- Bosch Super Silence dishwasher
- Kitchen Aid trash compactor
- LG French door refrigerator with large pull out freezer below with built in ice-maker and filtered water. S/S external latch installed to prevent openings at sea.
- Two (2) additional pull out GE Monogram refrigerator drawers
- Wine Cooler
- All cabinetry finished in a high gloss grey finish
- Cantalupi LED overhead lights throughout
- Pull out spice rack
- Large window
- Smoke detector
- Push button latches on all drawers
- Under cabinet lighting
- Cruiseair A/C temperature control panel
- Electric drop down privacy wall forward separating the pilothouse from the galley with built in custom art piece
- Outboard pantry with six (6) pull out drawers all with lighting inside
- Six GFI outlets in the galley

Pilothouse & Electronics

Walking forward from the galley into the Pilothouse there is a large granite dinette table with seating for six. Amtico flooring throughout with ample storage underneath settee. Forward of the dining is the very well equipped helm station.

Destry Darr custom designed stainless steel handrails to staterooms below and flybridge above.

- U-shaped settee on raised platform with seating for eight
- Electric privacy wall into galley for running at night
- Granite table with stainless steel pedestal
- Two Stidd helm seats with powder coated base (Upgrade from single seat)
- Watertight doors opening out to port and starboard
- Cantalupi LED overhead lighting
- Stainless Steel wheel

Electronics

- 27" Apple computer and monitor
 - Furuno FM4000
 - Furuno radar
 - Furuno NavNet 3D Series
 - (1) MFDBB Black Box Processor includes USA Charts viewed upper and lower helm
 - (2) MFDBB control keyboard for upper and lower
 - GPS Antenna
 - PG500 Heading sensor
 - Furuno Autopilot Nav Pilot 700
 - Navpilot 700 control on upper and lower helm
 - Navpilot Hydraulic pump
 - Power steering
 - Furring weather station
 - Depth, speed, Temp transducer
 - Furring power assistant
 - FM4000 VHF radio with built in DSC functionality at lower helm
 - Remote microphone at lower and upper helm
 - 16' VHF antenna
 - Nobeltec on independent Cooler PC only used for navigation
 - VSat
 - Flir night vision
-
- Kahlenberg horn

- Search light
- Emergency stop switch
- EEC back up emergency control switch
- Ericsson W35 Quad Band Cell
- Cordless 2 Line phone
- Digital cell booster
- Wifi range extender
- Apple Airport
- Surge outlet strip
- 8 Port Ethernet switch
- Network A/B/C Switch
- Cat 5 - Shielded Marine 500 ft
- LED red night lights with one dimmer switch
- LED red and white bridge lights
- 110v AC GFI outlets
- Telephone outlet
- Two(2) 12v DC outlet
- A/C Cruiseair control panel
- Stainless steel steering wheel at pilothouse helm
- Telefax power steering system
- Two Caterpillar engine display screens
- Overhead electronics console
- Main electrical distribution panels with gauges and circuit breakers for AC and DC
- GOST security alarm system control box
- GOST security strobe light
- Branson doors on AC, DC and advisory panels
- Headhunter (5) tank monitor with level indicator
- Xantrax battery charger control panel
- Glendinning electronic engine controls with back up gear and throttle with synchronizer
- 5" Ritchie magnetic compass
- Five (5) stainless steel Exalto dual speed self-parking windshield wipers with wash down system (Upgrade from standard three wipers)
- 1/2" Clear tempered glass in forward facing windshields
- Controls for bow and stern thruster
- VDO Rudder indicator
- Underwater light switches - 5 lights
- Exterior Courtesy lights
- Northern Lights generator start stop control panel
- 24v DC to 12v DC converter
- Windlass up/down switch and control circuit breaker
- Maxwell windlass chain counter
- Bilge pump control on advisory panel
- Equipment running advisory panel

Accommodations

Ti Punch carries a four stateroom layout plus two crew cabins for three with a full-beam master stateroom, forward VIP, queen berth guest and a fourth stateroom with over/under bunks. Staterooms are all appointed with a custom Destry Darr Design Beechwood interior with custom walnut doors and trim included with upgraded fittings and hardware outfitted with Cantalupi overhead LED lighting and custom granites and marbles.

Walking down the steps into the foyer there is a large linen closet and Bosch stackable front loading washer and dryer. The second pair of washer and dryer are located in the crew quarters.

Master Stateroom

- King size berth
- 1 walk-in closet
- Built-in settee with ottoman
- Samsung TV
- 7" layered foam mattress
- Drawer storage under the berth
- LED rope lighting under the bed
- Two cedar walk-in closets
- Automatic interior lights in lockers
- Cantalupi overhead lights
- Two (2) Catalupi LED wall lights
- Four CE-approved port lights
- Vimar wall switches
- 110v outlets
- Cruisair air conditioning control panel
- Carpeted flooring with sound deadening carpet padding

Master Head Ensuite

- Ensuite head with shower
- Marble slab floors and shower floors in all heads with easy to clean strainers
- Storage behind medicine cabinets in all heads
- Grohe Allure Pressure balance valve trim in lieu of standard shower faucets
- Two (2) Signature model Wittington Crandell rectangular vessel sinks in lieu of standard
- Motiv polished chrome towel bar
- Gineico polished chrome door lock set

- Clear tempered glass shower door
- Ventilator shower fan
- Storage cabinet underneath sink
- Wallpaper
- Headhunter 24v electric white toilet with sanitary hose for all discharge plumbing
- 24v DC ventilator blower
- GFI outlets

VIP Stateroom Forward

- 316 Stainless steel CE-approved skylight with shade
- Semi Island queen-size berth
- 7" layered foam mattress
- Storage under the berth
- Samsung flatscreen TV
- Two steps on each side of the berth for easy access
- LED rope lighting under the bed and at valance with switch
- Two cedar lined hanging lockers
- Automatic interior lights in lockers
- 110v AC outlets
- Cantalupi overhead lights
- Two Cantalupi reading lights
- Cruisair air conditioning control panel
- Carpeted floor with sound deadening padding

VIP Head ENSUITE - accessed from stateroom and/or foyer

- Ensuite head with shower
- Grohe Allure Pressure balance valve trim in lieu of standard shower faucets
- Clear glass door
- 24v DC ventilator blower
- Storage cabinet under sink
- Headhunter electric toilet
- Granite countertops

Port Guest Stateroom

- Two CE-approved port lights
- Queen size berth with storage drawers underneath
- 7" layered foam mattress
- Samsung flatscreen TV
- Built-in nightstand with drawers
- LED rope lighting at valance
- One cedar lined hanging locker
- Automatic interior light in locker

- Drawers with full extension guides and push button latches
- 110v GFI outlets
- Cantalupi LED overhead lighting
- Cruisair air conditioning control panel
- Two Cantalupi reading lights
- Carpeted flooring with sound deadening padding
- Cedar lined hanging locker

Port Head Ensuite

- Ensuite head with shower
- Clear glass shower door with 24" towel bar
- Molded white FRP shower
- 24v DC ventilator blower
- Granite countertop
- Storage cabinet underneath sink
- Wallcovering
- Drawers with full extension guides and push button latches
- Headhunter 24v electric white toilet with sanitary hose for all discharge plumbing
- GFI outlet
- Cantalupi overhead lighting
- Mirror with cabinet behind
- Custom bookcase recessed on outboard side

Guest Stateroom Starboard

- One CE approved port light
- Two over-under twin bunks with drawer underneath
- 7" layered foam mattress
- Cedar lined hanging locker
- Automatic interior light in locker
- Cantalupi LED overhead lighting
- Two reading lamps
- Stainless steel ladder for top bunk

Engine Room & Mechanical

Engine room can be accessed through the crew quarters AND through the Master Stateroom closet. This well equipped engine room includes climate controlled air conditioning, upgraded C-18 Acert engines, upgraded 38 Kw Northern Lights Generators enclosed in sound shields and two A/Sea power systems with a total of 150 amps for world power. Plug in anywhere in the world! Included are upgraded 9 square feet Trac stabilizer fins from the standard 7 square feet and a 60 gph water maker.

- Twin Caterpillar C-18 Acert engines rated at 1136 HP each. (586 hours 6/1/16)
- Acoustically insulated stand-up engine room lined with sound absorbing material
- Endura beige coin dot flooring
- Fiberglass drip pans under engines
- Two (2) upgraded Northern Lights Generators - 38Kw with sound shields
- Two (2) Delta T ventilation fans
- Cruisair chilled water air conditioning system with two 6 ton chillers for a total of 12 tons. Backup pumps built in
- Two (2) sea chest
- ABT Trac Stabilizers 9 square feet fins upgraded from standard 7 square feet
- ABT Trac 38hp hydraulic bow and stern thrusters
- Ball-valve bronze seacocks on all through-hulls below waterline located in sea chests
- Oil change pump for engines and generators
- Two (2) Sea Torque Shafts. Totally enclosed oil filled, self contained shafts
- Two (2) Sea Torque line cutters.
- Two Racor 75/1000 max dual fuel filters with gauges for main engines
- Two Racor 75/1000 max single fuel filters for generators
- Fuel Primer and flow system with alarms at lower and upper helm
- Fuel polishing system
- Fuel management system
- Firebox fire suppression system including both intake and outlet air shutdown system with aluminum louvres
- Four automatic bilge pumps 24v DC and emergency bilge suction on engine
- Fire system and bilge high-water alarm system with warning panel
- All new batteries in 2016
- Two engine banks with two 8D batteries for each bank
- One house bank with eight 8D batteries with a total of 1020 amp-hours
- Two generator banks with one battery each
- One 30 amp battery charger for engine start batteries
- Xantrax Inverter/Charger for house batteries
- 10 amp Charge Pro battery charger for generator batteries
- Two battery isolators
- Two 20 gallon water heaters with heat exchanger off one main engine
- FCI Watermaker 60 gph.
- LED overhead Lights with two-way switches
- Two 110v AC GFI outlets with water proof covers
- 316 Stainless steel safety rails around engines
- Work bench with sink
- Two watertight bulkheads
- Watertight aluminum engine room doors with sight windows
- Schneider Electric harmonics filters
- Cruiseair temperature control panel with two vents in engine room
- Northern Lights uplift water separator exhaust

- Underwater exhaust system with bypass and FPR mufflers
- Five (5) Underwater Lights
- Copper bonding system to all underwater fittings with zinc anodes
- Rigid fresh water pipes and color coded copper fuel lines
- Stainless steel struts with bearings
- Headhunter 24v DC fresh water pump with accumulator tank
- Two 24v DC automatic shower sump system with external pump
- Two (2) Glendinning 100 amp cable master's with upgraded 100' cable

Portuguese Bridge & Foredeck

- Portuguese bridge molded non skid
- Locker doors in aft face of Portuguese bridge
- 316 Stainless steel handrail on top of Portuguese bridge
- Hinged door through Portuguese bridge to foredeck
- Three stainless steel Exalto dual speed self-parking windshield wipers with wash down system
- 1/2" Clear tempered glass in forward facing windshields
- Windows are fixed with FRP recessed frames - no FRP trim around for easy removal and installation glass
- 5 windshield wipers
- Three LED courtesy lights with one standard switch
- Foredeck with white non-skid surface
- 316 Stainless steel CE-approved skylight/emergency hatch from VIP stateroom below
- 316 Stainless steel rail on bulwarks increasing in width going forward
- 316 Stainless steel stanchions to support handrail
- Deck lockers forward either side of anchor platform finished in white epoxy paint
- 316 Stainless steel anchor chute/roller at bow
- Upgraded s/s ULTRA anchor with upgraded 500' long 1/2" high test chain
- Maxwell VWC 4000 Hydraulic vertical windlass with foot switches and remote controls for dual stations
- Plug in for Maxwell 4000 chain counter
- Saltwater wash down pump with outlet
- Salt water and fresh water 316 SS faucets inside foredeck lockers
- LED courtesy lights

- One 110v AC GFI outlet inside settee
- Deck drains plumbed to boot-stripe to prevent black streaks
- Lockers all painted and finished inside with LED lighting
- Two (2) horn cleats
- 316 Stainless steel CE-approved skylight/emergency hatch from VIP stateroom below

Fly Bridge

The Flybridge on Ti Punch is accessible from the aft deck or interior stairs from the pilothouse. The added Strataglass enclosure and air conditioned flybridge provides protection regardless of the weather for the captain and guest with two Stidd chairs at the helm. Behind the helm are two L Shaped settees with custom made Corian table tops on either side providing plenty of seating for the entire family. The removable TV and JL outdoor speakers provide plenty of entertainment. The custom cushions are wrapped in durable Sunbrella with storage beneath. Moving aft provides additional storage lockers to include a refrigerator and sink located next to the BBQ.

- Sliding door entrance to pilothouse
- 316 Stainless steel safety rails
- Venturi windscreen with 316 stainless steel rails

Helm Station

- Two (2) Two Stidd helm seats with matching powder coated base
- ABT- Trac bow and stern thruster controls
- ABT-Trac stabilizer control panel
- Two (2) Furuno VHF
- Two (2) X2 KEP outdoor display screen for navigation and radar
- Furuno autopilot control
- Maxwell chain counter
- Teleflex hydraulic power assist steering system
- 316 Stainless steel destroyer steering wheel
- Carlisle & Finch 120v searchlight with dual station controls
- Fire system repeater alarm
- Finch search light joystick
- Rudder indicator
- Bilge alarm indicator
- Stop/start port and starboard engines
- Flirr Night Vision
- Furuno Nav Net
- Horn
- Richie magnetic compass
- Glendinning electronic engine controls

Fly-bridge AV

- Fusion Stereo system
 - Apple Universal dock for iPod
 - Xantech video distribution amp
 - Mounting station and hook-up for removable TV
 - Cable TV plug
 - Four (4) JL Audio Marine Speakers
 - Bose Lifestyle Sterep Amplifier
 - Bose Remote
-
- Two (2) settees with Sunbrella fabric for cushions with storage beneath
 - Two (2) oversized Corian tables
 - Five Aquasignal navigation lights
 - Kahlenberg D-2 trumpet air horn with compressor
 - Custom radar mast to allow for two domes
 - Hard top over flybridge
 - 316 Stainless steel mast with bow and anchor lights
 - 316 Stainless steel sliding hatch and stairs starboard side down to pilothouse with four LED courtesy lights and two two-way switches
 - Cantalupi LED overhead lights
 - LED courtesy light on step down to boat deck
 - 110v AC GFI outlets
 - Two (2) 12v DC outlets
 - Gate door to boat deck
 - **Full Strataglass enclosure**
 - X2 A/C plumbed to fly-bridge
 - Cruiseair A/C temp control
 - GOST infrared beam security sensor
 - Custom dumbwaiter from the galley to the flybridge

Boat Deck

- Large storage lockers with teak raised decking on bottom, in all lockers
- Built in sink with cover
- U-line Refrigerator with ice-box
- Deck with grey non-skid surface
- 316 Stainless steel hand rails
- Cabinets behind settees for wash basin
- Upgraded s/s larger BBQ
- Two (2) Propane bottles stowed in vented locker
- 2000 lb Aritex aluminum painted davot with 4 way hydraulic control with rotating

base, luff, lift pendant switch and retractable extension arm.

- Wireless remote for davit
- Swing gates forward of dinghy with 1 1/2 stainless steel pipe
- Custom removable chocks for Seadoo GTXS155
- Custom removable chocks for 15' AB RIB
- Custom removable chocks for Laser sailboat
- Integrated steps leading to aft deck with s/s sliding door

Tankage

- One holding tank with a max capacity of 250 US gallons with two macerate/discharge pumps. One is wired and plumbed for backup.
- One stainless steel water tank with a max capacity of 500 gallons
- Four aluminum fuel tanks with a total capacity of 3,500 US gallons (upgrade from standard 3,000 gallons) 500 gallon tank added into the cockpit
- Lexan sight gauges on all tanks
- Inspection and cleaning ports on all tanks
- Fuel fills built into house sides in FRP cabinet with vents

Crew Quarters

The well appointed crew quarters maintain the same level of fit and finish as the rest of the accommodations with a Beech wood interior . The crew quarters can be accessed through the cockpit or through the engine room via the master stateroom closet. There is one captain's cabin with queen size berth and additional crew cabin with a twin berth along with a pullman for a total of three crew members. Included in the crew quarters is a very generous crew mess and shared head maintaining the owners privacy.

- Settee with teak table
- Teak table with single 316 stainless steel pedestal
- Black Pearl granite countertops with stainless steel under mount sink
- Drawer for soap and sponges in front of the sink
- Frigidaire Microwave
- Refrigerator
- Toaster oven
- Amtico flooring
- Samsung TV in crew mess
- Cruiseair A/C temp control panel
- Cantalupi overhead LED lighting
- Bosch front loading washer/dryer

Captains quarters

- Queen size berth
- Cedar lined hanging locker
- Reading lamp
- Samsung TV
- Cruiseair A/C temp controls
- Cantalupi overhead lights

Crew

- Twin berth
- Pullman berth
- Reading lamps
- Cruiseair A/C temp controls

Crew Head

- Clear glass shower door
- Molded white FRP shower
- CE approved port light
- 24v DC ventilator blower
- Granite countertop
- Storage cabinet under sink
- Mirror with medicine cabinet
- Tecma Marine 24v electric white toilet with sanitary hose for all discharge plumbing
- GFI outlets

Hull Construction

- Hand laid-up FRP hull
- Solid laminate
- Vinylester barrier lamination for osmosis protection
- Simulated planked hull
- Full length longitudinal engine strangers and athwartship stringers
- Gel coated finish above the waterline
- Integrally molded rub rails with stainless steel capping
- Full length keel extends below running gear
- Stainless steel rudders and struts with two Seatorque enclosed drive shaft systems
- CE-Approved stainless steel portlights
- Boat construction from only three major molds
- Divinycell PVC cored construction with cook gelcoat
- All deck and hull area hardware attachments are finished with solid lamination- no coring

- Bilge area finished smooth and coated with bright white epoxy paint
- Windows with 3/8" tempered safety glass in salon and 1/2" tempered safety glass in pilothouse
- Quiet Roll integrated spray rail system
- Wheelhouse technologies, Inc Marine Maintenance System

Exclusions

- All personal items excluded
- All person art excluded
- All cutlery and kitchen ware excluded
- All personal dive equipment excluded
- Jet ski, paddle boards, kayaks and sailboat excluded


Exclusions

Owner's personal belongings.





Disclaimer

The Company offers the details of this vessel or yacht in good faith but cannot guarantee or warrant the accuracy of this information nor warrant the condition of the vessel. A buyer should instruct his representatives, agents, or his surveyors, to investigate such details as the buyer desires validated. This vessel or yacht is offered subject to prior sale, price change, or withdrawal without notice.



PHOTOS



Cockpit



Aft Deck





Aft Deck Dining










Aft Deck Wet Bar




Main Salon




Day Head





Galley




Galley








Galley retractable wall up




Pilothouse looking aft.





Pilothouse





Stairs to Fly Bridge





Master Stateroom




Master Head



Master Ensuite




Master Sink




VIP Stateroom




VIP




VIP Head




VIP Berth




VIP Ensuite Head




VIP Sink







Guest Stateroom 3





Guest Stateroom 4





Full-beam Master Stateroom




Fly Bridge 2




Engine Room




Engine Room





Fly Bridge Dining




Fly Bridge Enclosure







Stidd Chair





Fly Birdge BBQ








Foredeck with






Captains berth



Crew Quarters





CONTACTS

Andrey Shestakov, leading yacht broker of the sales department of Shestakov Yacht Sales Inc. Shestakov Yacht Sales Inc., the official representative of the Miami/Fort Lauderdale FL headquarters.

Contact details

Email: **andrey@shestakovyachtsales.com**

Web: shestakovyachtsales.com/en/

Telephones

USA: **+1(954)274-4435**

Office hours

Monday – Saturday: **9:00 - 21:00** EDT

Sunday: **closed**

Address



Harbour Towne Marina, 850 NE 3rd St, STE 213, Dania, FL 33004