

## JUBILEE — PASSPORT YACHTS



**Builder:** PASSPORT YACHTS

**LOA:** 47' 0" (14.33m)

**Year Built:** 2009

**Beam:** 14' 2" (4.32m)

**Model:** Cruiser

**Max Draft:** 5' 7" (1.70m)

**Price:** PRICE ON APPLICATION

**Location:** United States

Our experienced yacht broker, Andrey Shestakov, will help you choose and buy a yacht that best suits your needs **Jubilee — PASSPORT YACHTS** from **our catalogue**. Presently, at **Shestakov Yacht Sales Inc.**, we have a wide variety of yachts available on **our sale's list**. We also work in close contact with all the big **yacht manufacturers** from all over the world.

If you would like to buy a yacht **Jubilee — PASSPORT YACHTS** or would like help answering any questions concerning purchasing, selling or chartering a yacht, please call **+1(954)274-4435**

# TABLE OF CONTENTS

---

TABLE OF CONTENTS	2
SPECIFICATIONS	4
Overview	4
Basic Information	4
Dimensions	4
Speed, Capacities and Weight	5
Accommodations	5
Hull and Deck Information	5
Engine Information	5
DETAILED INFORMATION	6
Interior Arrangement	6
Galley	6
Electronics	7
Mechanical	7
Electrical	8
Plumbing	8
Hull	9
Deck	9
Spars & Rigging	10
Sails	11
Winches	11
Canvas	11
Additional Equipment	11
Disclaimer	12
Exclusions	12
Disclaimer	12
PHOTOS	13
CONTACTS	15

---

Contact details	15
Telephones	15
Office hours	15
Address	15

---

# SPECIFICATIONS

---

## Overview

---

After extensive research and on board comparison Jubilee's owner selected the 470 center cockpit built by one of the world's premier semi-custom builders, Passport Yachts. A few reasons he selected the Passport 470 design were her extraordinary build quality, strength and sea-kindly performance cruising hull design. Jubilee a 2009 model may be the best maintained 470CC to be offered for resale. Her current and original owner has spared no expense and has devoted countless hours to assure she is in superb condition.

The Passport 470CC design strikes a perfect balance between performance and comfort. Her hull shape insures a soft motion offshore and the moderate displacement offers a smooth ride without compromising on performance. Passports exquisite varnished teak joinery is second to none, her storage below and on deck is exceptional. The 470CC design utilizes every inch of space to maximize storage capacity both on deck and below. A very large aft deck lazarette has room to store everything from a dinghy to bicycles.

Jubilee's modern shoal fin cruising keel has been customized to minimize draft and incorporates a modern bulb to maximize stability. Her full skeg hung rudder has the extra protection not offered by most production cruising designs. On deck the Passport 470 Center Cockpit stands alone in her class incorporating a large cockpit with entries port and starboard for easy access and an uncluttered large aft deck.

---

## Basic Information

---

**Category:** Cruiser

**Model Year:** 2009

**Year Built:** 2009

**Country:** United States

---

## Dimensions

---

**LOA:** 47' 0" (14.33m)

**Beam:** 14' 2" (4.32m)

**Max Draft:** 5' 7" (1.70m)

---

## Speed, Capacities and Weight

---

**Displacement:** 30611 Pounds

---

## Accommodations

---

**Total Cabins:** 2

---

## Hull and Deck Information

---

**Hull Material:** Fiberglass

---

## Engine Information

---

**Engines:** 1

**Manufacturer:** Yanmar

**Model:** 4JH4-TBE

---

# DETAILED INFORMATION

---

## Interior Arrangement

---

Jubilee's interior arrangement features a center cockpit arrangement with a large private aft master with ensuite head and separate stall shower. The well appointed passageway style galley aft of the salon provides excellent counter and storage space for extended offshore cruising and liveaboard.

Opposite the galley at the base of the companionway to port is an impressive work room that includes a wide work bench, counter and lots of valuable storage. Amidships is the spacious main salon with U-shaped settee to port and straight settee to starboard. The settee has a large dining table which can be removed and stored forward if owner prefers the smaller size custom table. The table can also be lowered allowing it to be set up with filler cushions as an additional berth.

At the aft end of the starboard settee is the navigation table that has a lift top and flush mounted electronics. Forward of the salon is a full beam guest cabin with guest head and shower. The sink counter is separate from the head providing additional living space in the guest suite. There are a number of lockers above and below the berth.

- Customized two stateroom, two head layout arrangement
- Cherry interior in lieu of teak
- Solid teak and holly cabin sole
- Teak veneer and solid teak trim on all interior bulkheads and cabinetry
- All teak interior cabinet doors are louvered
- Leatherette upholstery upgrade
- Numerous removable locking floorboards with stainless steel hardware.
- Curved companionway stairs with nonskid
- Custom Granite in heads and end table
- Chrome and stainless steel hardware on all lockers, doors and cabinets
- Medicine cabinet in each head
- Additional interior accent lighting
- Automatic locker lights
- Filler and cushion for dinette
- Samsung Flat screen TV
- Bose Speakers
- Clarion Audio Stereo w/ iPod connect

## Galley

---

Passageway style galley with inboard and outboard Corian counters with numerous drawers, lockers and dry storage bins

- 12V Frigoboat refrigeration and freezer systems
- Top and front opening access to refrigerator and freezer compartment
- Three burner stainless steel LPG stove/oven with broiler
- Safety LPG panel with solenoid
- Stainless steel stove safety bar
- Built in microwave oven
- Custom deep double stainless steel sinks
- Filtered water system in galley
- Quick propane connect for barbecue

## Electronics

---

- Raymarine E80 CRC Color Radar/Chart Plotter
- Raymarine Type III Linear Hydraulic Autopilot
- Raymarine S100 wireless autopilot remote
- Seataalk Antenna and Digital 4kw radar dome
- Additional E80 display installed at Nav Station with network switch
- Raymarine SF Series Sailing Instruments (speed,depth, wind)
- Raymarine ST60 Graphic repeater at nav station
- IC 504 Icom with AIS
- Wintron M58H connect to radio
- Ram mic in cockpit
- Raymarine SR100 Sirius satellite weather E03008
- Raymarine AIS250 E03015
- Copper strapping in hull for SSB ground
- Pod's for autohelm and bow thruster controls
- Shakespear Sirius radio antenna
- Hailer on mast
- LED light on pedestal

## Mechanical

---

- Yanmar 4 cylinder 4JH4-TBE 75 B.H.P. marine diesel engine
- 1/2" stainless steel prop shaft with three blade bronze Gori folding propeller
- Foam insulated engine room
- Racor 500 MA fuel filter
- Engine alarm systems
- Three 5052 grade aluminum fuel tanks, capacity 143 gal
- Side Power dual prop bow thruster
- Marine Air 26,000 reverse cycle two zone (AC & Heat)
- Edson pedestal steering system
- Emergency steering system with tiller

- Electric utility winch upgrade

---

## Electrical

---

- Fischer Panda 4200 diesel Marine Generator
- 12 volt DC & 110 volt AC Electric System
- Customized Newmar electrical panels
- 3000 Pure Sine Wave inverter/charger
- A/C panel section includes two load groups and a source selector switch for two shore power lines and generator.
- D/C panel sections include two master breakers for two load groups
- Five gauges for A/C and D/C panels
- Tinned copper wire
- 110V shore power system, one 50 amp inlets and cords
- 110V outlets throughout with GFI outlets in heads and galley
- Four 12V AGM 4-D marine batteries (replaced May 2016)
- One Group 31 start battery (replaced 2014)
- Balmar 100amp alternator with 3 stage regulator
- Balmar digital duo charge
- Internal bonding system to all chain plates, thru hulls, engine and rudder system
- Interior courtesy lights at floor level
- Automatic locker lights in hanging lockers
- Engine room and lazarette lights
- Chart table light
- Four 12V 6" cabin fans
- Courtesy lights in cockpit
- Two recessed cockpit lights
- Two recessed bulwark lights
- Isolator (installed 2014)

---

## Plumbing

---

- Spectra 200 model 12V watermaker
- Two stainless steel water tanks with baffles
- Bronze ball cocks/thru hull fittings bonded to ships system
- Eleven gallon hot water heater (110V and engine driven)
- Toilet upgrade to fresh water
- Hot & cold pressure water system
- Two galley floor pumps, salt and fresh water
- Two large heads with shower
- Stainless steel sinks in each head
- Tecma electric toilet with built-in macerator in aft head



- Holding tank and piping for waste disposal in each head
- Automatic sump pump in each head
- Rule 2000 electric 12V bilge pump with automatic float switch
- Rule 3700 electric 12V emergency bilge pump with automatic float switch
- Manual bilge pump

---

## Hull

---

Solid fiberglass hull with Custom Shoal Draft 5' 7" keel. Hand laminated, using Knytex knitted and stitched biaxial fiberglass fabrics in conjunction with mat and woven roving. Kevlar reinforcement in hull lay up. Vinylester and Isophthalic resins. Isophthalic gelcoat on all exterior fiberglass surfaces.

A matrix of longitudinal and transverse foam cored stringers in the lower hull and hull sides provide maximum hull stiffness.

Internal lead ballast glassed into a modified fin keel. Skeg mounted rudder, with internal stainless steel rudderpost and integral stainless steel reinforcement.

- Watertight bulkhead forward
- Bronze rudder shoe
- Stainless steel striker on cap rail

---

## Deck

---

The deck structure is a composite construction using closed cell foam coring. All deck hardware areas are reinforced using high density foam core. All deck hardware is through bolted using stainless steel backing plates. Custom light gray molded non skid.

- Custom Edson Vision pedestal
- Custom counter transom swim platform with drawing available
- Custom 316 stainless steel boarding ladder on stern
- Double lifelines
- Fusion cockpit speakers
- Hood stainless opening ports with safety glass and screens
- Offshore series overhead hatches
- Kato custom stainless dinghy davits
- Elliptical wheel
- Harken aluminum genoa and staysail tracks with cars
- Tracks for Genoa & Staysail
- Harken ball bearing traveler system with control lines and hardware
- Removable cockpit table for dinette
- All exterior teak is Cetol

- Teak cockpit table with foldout leaves
- Two stainless steel hull ports
- Teak eyebrow
- Teak seats on bow and stern
- Hot & Cold aft deck shower
- Saltwater washdown system
- Fresh water deck washdown
- Locking floorboards
- Six custom 316 stainless steel mooring fairleads
- Eight yachtsmen type 316 stainless steel mooring cleats
- 316 stainless steel bow and stern pulpits
- 316 stainless steel, 30" high, stanchions with custom bases
- 316 stainless steel boarding gates port and starboard
- Custom 316 stainless steel mast guards
- Four 316 stainless steel cowl vents with cover plates
- 316 stainless steel cowl vent guards
- Four stainless steel deck mounted pad eyes
- Harken blocks for sheets and halyards
- Teak cockpit sole
- Fiberglass molded propane storage compartment for two 20# tanks
- Staysail deck hardware
- Two molded coaming compartments with Lexan doors
- Custom 316 stainless steel companionway sliding hatch with acrylic insert
- Teak companionway doors with louvers
- Lexan storm boards
- Outboard motor hoist and bracket
- Motor mast

## ***ANCHORING***

- Upgrade to Lighthouse electric windlass with stopper
- Custom stern anchor roller and Hawse
- Custom 316 stainless steel double bow roller/stem head fitting
- Ultra stainless steel fast set anchor with 250' chain
- Fortress anchor with 50' chain 200' rode
- Docklines & fenders

## **Spars & Rigging**

Selden internal furling mast powder coated mast and boom

- Custom "V" spreaders- V tube spreaders
- 316 stainless steel standard rigging with Hayn Marine Hi-Mod

- Removable inner forestay with deck fittings
- Intregal Trysail track
- Furlex furling system
- Hard vang
- Two spinlock line stoppers, two sets of four line stoppers on mast
- Five halyards: main, genoa, staysail, spinnaker and topping lift
- Mast head tricolor and anchor light
- Steaming lights and deck lights
- Masthead mounted windex

---

## Sails

---

- Seldon in mast furling
- 120% genoa
- Staysail

---

## Winches

---

- 2- Two speed #70 STC Genoa (primary) winches
- Two speed #44 STE (electric) main sheet winch (starboard)
- Main sheet winch on coaming #44
- 1- Two speed #44 STC halyard winch (starboard side)
- 1- Two speed #40 STC halyard winch (port side)
- 2- 10" locking winch handles

---

## Canvas

---

- Companionway dodger
- Cockpit Bimini
- Front and side rails on dodger
- Wheel/binnacle cover
- Hatch covers
- Dodger window covers
- Upgrade to Strataglass
- Bimini boot
- Connecting windshield between dodger and bimini

---

## Additional Equipment

---

- Quick propane connect for barbecue

- Tri-lens radar reflector
- TV antenna on mast
- TV wall mount

## Disclaimer

---

The Company offers the details of this vessel in good faith but cannot guarantee or warrant the accuracy of this information nor warrant the condition of the vessel. A buyer should instruct his agents, or his surveyors, to investigate such details as the buyer desires validated. This vessel is offered subject to prior sale, price change, or withdrawal without notice.

## Exclusions

---

Owner's personal belongings.

## Disclaimer





---


The Company offers the details of this vessel or yacht in good faith but cannot guarantee or warrant the accuracy of this information nor warrant the condition of the vessel. A buyer should instruct his representatives, agents, or his surveyors, to investigate such details as the buyer desires validated. This vessel or yacht is offered subject to prior sale, price change, or withdrawal without notice.

---

# PHOTOS

---





# CONTACTS

---

Andrey Shestakov, leading yacht broker of the sales department of Shestakov Yacht Sales Inc. Shestakov Yacht Sales Inc., the official representative of the Miami/Fort Lauderdale FL headquarters.

## Contact details

---

Email: **andrey@shestakovyachtsales.com**

Web: [shestakovyachtsales.com/en/](https://shestakovyachtsales.com/en/)

## Telephones

---

USA: **+1(954)274-4435**

## Office hours

---

Monday – Saturday: **9:00 - 21:00** EDT

Sunday: **closed**

## Address

---



Harbour Towne Marina, 850 NE 3rd St, STE 213, Dania, FL 33004