

SEAS THE MOMENT — ALBEMARLE



Builder: ALBEMARLE

Year Built: 2001

Model: Sport Fisherman

Price: PRICE ON APPLICATION

Location: United States

LOA: 32' 2" (9.80m)

Beam: 11' 0" (3.35m)

Max Draft: 3' 0" (0.91m)

Cruise Speed: 24 Kts. (28 MPH)

Our experienced yacht broker, Andrey Shestakov, will help you choose and buy a yacht that best suits your needs **SEAS THE MOMENT — ALBEMARLE** from **our catalogue**. Presently, at **Shestakov Yacht Sales Inc.**, we have a wide variety of yachts available on **our sale's list**. We also work in close contact with all the big **yacht manufacturers** from all over the world.

If you would like to buy a yacht **SEAS THE MOMENT — ALBEMARLE** or would like help answering any questions concerning purchasing, selling or chartering a yacht, please call **+1(954)274-4435**

TABLE OF CONTENTS

TABLE OF CONTENTS	2
SPECIFICATIONS	5
Basic Information	5
Dimensions	5
Speed, Capacities and Weight	5
Accommodations	5
Hull and Deck Information	5
Engine Information	6
DETAILED INFORMATION	7
Overview	7
Manufacturer Provided Description	7
Cabin	7
Electronics	8
Hull & Deck Equipment	8
Fishing Equipment	9
Mechanical	10
Comments	10
Disclaimer	10
Exclusions	10
Disclaimer	11
PHOTOS	12
Companion Seat & Riding Bench	12
Cockpit with Rocket Launcher	12
Helm Console	12
Overhead Radio Box	12
Bridge Deck	12
Cabin Entry	13
Settee in Cabin	13

Galley	13
Head, Door, TV	13
Teak & Holly Sole	13
V-berth with Fold-up Quarter Berths	13
Head	13
Manufacturer Provided Image	13
Manufacturer Provided Image	14
Cabin with Overhead Rod Holders	14
Quarter Berths Up and V-Berty Filler in Place	14
Sleeps 4	14
Engine Hours	14
Engine Hatch Up	14
Electric Hatch Lifter	14
Dockside	14
Manufacturer Provided Image	15
Open Cockpit Arrangement	15
Tackle Center Rigging Sink	15
Live Well	15
Bridge Deck with 2 Chairs	15
Teaser Reel Under Hardtop and Grabrail	15
Roomy Cockpit with Rocket Launcher	15
Underdeck Fish Box	16
Transom Fish Box or Well	16
Starboard Side Cockpit	16
Single Shaft Dive Ladder	16
Rocket Launcher	16
Cockpit from Upper Station	16
Transom Door	16
Upper Station	16

Tower Helm Bench	17
Tower Helm	17
Tower Console with Radio	17
Tower Helm & Electronic Pod	17
Two Radar Units	17
Spreader Lights & Rod Holders	17
Bow with Pulpit & Windlass	17
Windlass Motor	17
Anchor Rode	18
Spacious Cockpit	18
NEW Phasor generator	18
Layout	18
CONTACTS	19
Contact details	19
Telephones	19
Office hours	19
Address	19

SPECIFICATIONS

Basic Information

Category: Sport Fisherman

Sub Category: Express

Model Year: 2001

Year Built: 2001

Country: United States

Vessel Top: Marlin Tower

Cockpit: Yes

Dimensions

LOA: 32' 2" (9.80m)

LWL: 34' 9" (10.59m)

Beam: 11' 0" (3.35m)

Max Draft: 3' 0" (0.91m)

Speed, Capacities and Weight

Cruise Speed: 24 Kts. (28 MPH)

Displacement: 17500 Pounds

Water Capacity: 30 Gallons

Fuel Capacity: 300 Gallons

Accommodations

Total Cabins: 1

Total Berths: 2

Sleeps: 4

Total Heads: 1

Hull and Deck Information

Hull Material: Fiberglass

Hull Configuration: Deep Vee

Engine Information

Engines: 2

Manufacturer: Caterpillar

Model: 3126 TA

Engine Type: Inboard

Fuel Type: Diesel

DETAILED INFORMATION

Overview

The 32' Albemarle Express is a great fishing platform and this one has just 1500 original hours on the 350hp version of the CAT 3126 TA. A nice running boat which can cruise about 24 knots with reasonable economy. Albemarle builds a solid boat with a modified deep vee hull design and performs admirably in sea conditions. December 2016 this boat got a brand new Phasor generator and new batteries. Seller has moved this boat to Ft. Lauderdale, FL to promote a prompt sale and is immediately available. A lot of boat for the price - good value.

Manufacturer Provided Description

With the ability to maintain high cruising speeds in sloppy sea conditions and still display an extremely soft and dry ride, the Albemarle 320 Express Fisherman runs smoothly and efficiently. This is one of the few and rare boats that truly measures up to the performance expected of a real sportfishing boat. In addition to its exceptional performance characteristics, the 320 Express is a real winner in terms of comfort and livability.

Cabin

V-Berth forward with fold-down quarter berths doubles as a comfortable settee. When set up for sleeping there are two filler sections to a full lower berth and the two quarter berths above making 4 reasonable berths total. On the starboard side is a combo TV/DVD player and there is a stereo system mounted in the galley area. Teak and Holly sole with area rug & two carpeted steps up to the bridge deck. Overhead deck hatch give natural light and ventilation if needed. There is a digital Cruisair SMX thermostat panel for the HVAC system. Drawer and compartment storage are beneath the lower berth/settee.

To the aft portside is the galley area with microwave oven, an under-counter AC/DC refrigerator, two storage drawers, solid surface countertop with molded sink and counter-mounted faucet, 110v outlet, cabinet, and the main electrical distribution panel.

To the starboard side aft is the head compartment with electric toilet, molded FBG counter and sink, faucet with retractable wand/shower, drawer & cabinet storage, towel bar and opening port-light.

Electronics

Garmin 5208 color GPS/Chartplotter/Depth Recorder (1000w transducer)

Furuno radar with dome scanner

Robertson AP 11 autopilot

ICOM VHF radio

Magnetic compass

Stereo mounted in cabin by galley with speakers on bridgedeck & cabin

Marlin Tower:

Garmin 5212 GPS/Chartplotter/Depth Recorder, mounted in free standing electronics pod, with separate Radar (dome scanner on buggy top)

ICOM VHF radio

Magnetic compass

Hull & Deck Equipment

Maxwell electric windlass

Helm and Companion white poly ladderback chairs with footrests (helm chair has custom wood riser built into it, raising about 4")

Custom wood riser box at helm with carpeted platform top

Two forward-facing bench seats on the rear of the bridgedeck with storage beneath

Walk-through, one-piece transom door/gate with keep open latch on transom

Armstrong style detachable swim ladder

Fresh & Saltwater washdown

Aluminum/glass windshield with three wipers and opening center panel

Three-sided bridge enclosure with two U-zip panels on each side

Two quartz style cockpit spreader lights

Overhead fiberglass radio box centerline on bridgedeck with DC electric fans on either side and aluminum grab-rails (2) back to cockpit

Electric lift engine compartment hatch (also smaller centerline quick check hatch)

Trim tabs

One-piece aluminum bow rail and factory fiberglass pulpit with running lights to either side

Danforth-style anchor with chain lead and nylon rode

Heavy duty black rub rail and solid mounted metal cleats, top-mount hauser pipes in cockpit corners

Tower helm has clutches/throttles, stainless helm wheel with cheater knob, tachs, trim tab controls, key switches, horn button, and alarm horns. Also at upper helm is a remote control spotlight, compass, Vhf radio in control box with remote speaker, fiberglass NavPod housing a Garmin unit (which has a separate HD radar dome on the buggy top) and fold down drink holder on each side of the helm console. Tower buggy top is a solid fiberglass skin.

Both helms have canvas snap fitted covers

Fishing Equipment

White laminate 4-rod rocket launcher with stainless rod gimbal & canvas cover

Factory marlin tower with walk-through entry from both sides, bench seat and FBG buggy top

Tower mounted double gold spreader outriggers

Above deck livewell to the forward starboard side of cockpit

Below deck removable fish box with mascerator pump

Transom fish box or could be converted to livewell

Tackle center with 3 drawers, rigging table and freshwater sink

Pancake-style double spool teaser reel mounted under hardtop

Two pancake-style teaser reels mounted beneath tower buggy top

Gold anodized rod holders, three on each tower leg, four across tower backbar

Four flush mounted rod holders in cockpit side gunwales

Rod storage in cabin, hanging overhead

Mechanical

Caterpillar 350hp mechanical 3126 diesel with Airsep intake filters

Phasor 4.5kW generator (new 12/1/16)

30amp shore power inlet cord

Charles Industries 30amp, 3 bank / 12v Automatic Battery Charger New Batteries
December 2016

Cruiseair reverse cycle air-conditioning (cabin)

Mechanical engine Synchronizer

Fireboy engine room fire suppression system

Battery banks with shutoff switches and parallel switch

Faria analog gauges

Hynautic clutch and throttle controls

Comments

A well rigged diesel express fisherman at a great price that offers true offshore capability with reasonable economy. Low original hours for her model year with plenty of great fishing adventures to look forward to.

Disclaimer

The Company offers the details of this vessel in good faith but cannot guarantee or warrant the accuracy of this information nor warrant the condition of the vessel. A buyer should instruct his agents, or his surveyors, to investigate such details as the buyer desires validated. This vessel is offered subject to prior sale, price change, or withdrawal without notice. * Engine hours are as of the date of the original listing and are a representation of what the listing broker is told by the owner and/or actual reading of the engine hour meters. The broker cannot guarantee the true hours. It is the responsibility of the purchaser and/or his agent to verify engine hours, warranties implied or otherwise and major overhauls as well as all other representations noted on the listing brochure. There is a liferaft aboard which may be excluded from the sale.

Exclusions

Owner's personal belongings.



Disclaimer

The Company offers the details of this vessel or yacht in good faith but cannot guarantee or warrant the accuracy of this information nor warrant the condition of the vessel. A buyer should instruct his representatives, agents, or his surveyors, to investigate such details as the buyer desires validated. This vessel or yacht is offered subject to prior sale, price change, or withdrawal without notice.


PHOTOS




Companion Seat & Riding Bench




Cockpit with Rocket Launcher



Helm Console



Overhead Radio Box



Bridge Deck



Cabin Entry



Settee in Cabin



Galley



Head, Door, TV



Teak & Holly Sole



V-berth with Fold-up Quarter Berths



Head



Manufacturer Provided Image




Manufacturer Provided Image




Cabin with Overhead Rod Holders




Quarter Berths Up and V-Berty Filler in Place



Sleeps 4




Engine Hours



Engine Hatch Up




Electric Hatch Lifter




Dockside




Manufacturer Provided Image




Open Cockpit Arrangement




Tackle Center Rigging Sink




Live Well



Bridge Deck with 2 Chairs



Teaser Reel Under Hardtop and Grabrail



Roomy Cockpit with Rocket Launcher



Underdeck Fish Box



Transom Fish Box or Well



Starboard Side Cockpit



Single Shaft Dive Ladder



Rocket Launcher



Cockpit from Upper Station



Transom Door



Upper Station



Tower Helm Bench



Tower Helm



Tower Console with Radio



Tower Helm & Electronic Pod



Two Radar Units



Spreader Lights & Rod Holders



Bow with Pulpit & Windlass




Windlass Motor



Anchor Rode





Spacious Cockpit



NEW Phasor generator



Layout



CONTACTS

Andrey Shestakov, leading yacht broker of the sales department of Shestakov Yacht Sales Inc. Shestakov Yacht Sales Inc., the official representative of the Miami/Fort Lauderdale FL headquarters.

Contact details

Email: **andrey@shestakovyachtsales.com**

Web: shestakovyachtsales.com/en/

Telephones

USA: **+1(954)274-4435**

Office hours

Monday – Saturday: **9:00 - 21:00** EDT

Sunday: **closed**

Address



Harbour Towne Marina, 850 NE 3rd St, STE 213, Dania, FL 33004