

SEVERANCE — SEA RAY



Builder: [SEA RAY](#)

Year Built: 2007

Model: Cruiser

Price: PRICE ON APPLICATION

Location: United States

LOA: 26' 0" (7.92m)

Beam: 8' 6" (2.59m)

Min Draft: 1' 10" (0.56m)

Max Draft: 3' 3" (0.99m)

Our experienced yacht broker, Andrey Shestakov, will help you choose and buy a yacht that best suits your needs **Severance — SEA RAY** from our catalogue. Presently, at Shestakov Yacht Sales Inc., we have a wide variety of yachts available on our sale's list. We also work in close contact with all the big yacht manufacturers from all over the world.

If you would like to buy a yacht **Severance — SEA RAY** or would like help answering any questions concerning purchasing, selling or chartering a yacht, please call **+1(954)274-4435**

TABLE OF CONTENTS

TABLE OF CONTENTS	2
SPECIFICATIONS	4
Overview	4
Basic Information	4
Dimensions	4
Speed, Capacities and Weight	4
Accommodations	4
Hull and Deck Information	4
Engine Information	5
DETAILED INFORMATION	6
Cabin Features	6
Canvas	6
Cockpit Features	6
Control Station	7
Electrical System	7
Electronics and Navigational Equipment	7
Engine Room	7
Fuel System	8
Galley Systems	8
head	8
hull and Deck Features	8
Mid Berth	9
Forward Berth	9
Water System	9
Waste System	9
Exclusions	9
Disclaimer	10
PHOTOS	11

CONTACTS	15
Contact details	15
Telephones	15
Office hours	15
Address	15

SPECIFICATIONS

Overview

This Extremely well maintained Cruiser is a must see. Boat has white Bottom Paint and out drive black bottom paint This 26 Cruiser makes for a great day boat or nights out at Marinas and Resorts with shore power A/C and Heat. The Stern Drive engine also allows to easy access to beach access. Please call for an appointment to see this very nice boat.

Basic Information

Category: Cruiser

Sub Category: Cabin Cruiser

Model Year: 2007

Year Built: 2007

Country: United States

Vessel Top: Arch

Dimensions

LOA: 26' 0" (7.92m)

Beam: 8' 6" (2.59m)

Min Draft: 1' 10" (0.56m)

Max Draft: 3' 3" (0.99m)

Speed, Capacities and Weight

Displacement: 7500 Pounds

Water Capacity: 28 Gallons

Holding Tank: 3 Gallons

Fuel Capacity: 84 Gallons

Accommodations

Total Cabins: 1

Hull and Deck Information

Hull Material: Fiberglass

Engine Information

Manufacturer: Mercury Mercruiser

Model: 350 Mag MPI Bravo III

Engine Type: I/O

Fuel Type: Gas

DETAILED INFORMATION

Cabin Features

- Carbon Monoxide Monitor
- Carpet, Deep-Pile 44 ounce
- Lighting, 12 V
- Outlets, 120V GFI Protected
- Stereo, Clarion: 12V AM/FM Single CD & Sirius Satellite Receiver w/Antenna.
- MP3 Port, Speakers 2 Coax-Cabin & 2 Component-Cockpit & Cockpit Remote Control
- Wood Interior Package: Cherry Wood, Finished Cabinets

Canvas

- Camper Top
- Black Bimini Top w-boot and vertical storage
- Canvas Bay Storage
- Front Curtains
- Side Curtains

Cockpit Features

- Beverage Holders (12) Stainless Steel
- Cooler, Carry on with designated storage
- Door, Cabin Entry: Sliding and lockable with Fiberglass integral Steps
- Transom Door - Acrylic
- Floor Liner, Fiberglass and Self Bailing
- Glove Box
- Electric Engine Hatch
- LED Indirect Lighting
- Outlet 120V GFI Protected
- Outlet 12V Accessory
- Seating: Bucket w/swivel, Slider, Flip-up Thigh-Rise Bolster, & Rotocast Shell-Helm
- Curved Lounger (port side)
- Seating: Semi U-Shaped Aft w/fiberglass Storage Base
- Steps, Boarding-Molded In
- Wet Bar: w/Corian Countertop, Sink, Stainless Steel Faucet, Beverage Holders, Storage Below

Control Station

- Alarms, High Water Bilge
- Compass
- Horn
- Instrument Panels: High Gloss Black Coral & Burl
- Shift Throttle Lever: w/Trim Switch and Lanyard Stop Switch
- SmartCraft Diagnostics
- Instrumentation, Custom Sea Ray SmartCraft w/Low-Glare Blue Night Lighting and Chrome Bezels
- Four-in-One Gauge:(includes: Fuel level, Oil Pressure, Tim, Water Temp)
- Speedometer
- System Tachometer (includes: Depth/Water Temp Engine Alarms, Hour Meter, Fuel Consumption/Usage, Trim Level, Voltage, Digital Speed
- Tilt Steering Wheel
- Switch Panel: w/Weatherproof Lighted Chrome Toggle Switches
- **GPS Map 492**

Electrical System

- Battery Charger/Converter, 120V
- Battery Switch, Dual
- Battery Trays with Mounts
- Fuse Block
- Isolator, Galvanic
- Panel, DC Main Breaker
- Panel, Main Distribution - AC/DC
- Shore Power, Dual 120V30 AMP: w/50' Cords
- Wiring, Color Coded: with Chafe Protection

Electronics and Navigational Equipment

- Depth Finder:
- VHF Radio: w/8 Ft Fiberglass Antenna & Stainless Steel Ratchet Mount

Engine Room

- Bilge Pump, 12V Automatic
- Blower, 12V Bilge
- Fire Suppression System: Automatic w/Manual Pull
- Gel-Coated Engine Room

- Insulated Engine Room
- Lighting 12V

Fuel System

- Fuel Lines (USCG - Type A-1)
- Fuel Tank with Electric Shutoff Valve & Electric Sending Unit

Galley Systems

- Countertop, Molded Fiberglass w-Sink, Faucet & Corian Sink Cover
- Handrail, Stainless steel
- Microwave, 120V
- Outlet, 12V Accessory
- Refrigerator, Dual-Voltage 120V/12V
- Storage, Upper and Lower
- Stove, Single Burner
- Trash Receptacle-Under Step

head

- Handrail: Stainless Steel
- Head, Enclosed: Full Fiberglass w/Shower and Curtain
- Vacuflush head
- Mirror
- Vanity with Sink and Storage Below

hull and Deck Features

- Bow and Stern Eyes, Stainless Steel
- Bow Rail: Stainless-Steel w/welded Stanchions
- Cleats, Custom Sea ray 8" Thru-Bolted (6) Stainless Steel
- Deck Fill Plates
- Drain Plug: Brass-Threaded-Garboard
- Gel Coat- Arctic White
- Graphics and Striping
- Handrail: Stainless Steel-Transom
- Hatch, Deck Vent: Clean, Tinted and Tempered w-Locks & Shy Screen Cover
- Removable stern light
- Navigation lights-Stainless Steel

- Portlights: Stainless Steel (4 Opening)
- Ski Tow Eye: Stainless Steel - Flush Mount
- Storage, Anchor w/Hatch
- Storage, Transom Wall for Fenders and Gear
- Stringer System is Fiberglass
- Swim Platform, Integral/Extended with concealed Stainless Steel Ladder
- Thru-Hull Fittings: Stainless Steel
- Vent System, Engine Room, Integral
- Windshield Wiper Starboard
- **Faux Custom Teak on Swim Platform**

Mid Berth

- Sleeping for Two
- Reading light

Forward Berth

- Filler Cushions: w/dedicated storage
- Hanging Locker
- Mirrored Rope Locker Bulkhead
- Seating, V-Berth: w/Storage Below-Converts to Bed
- Storage, Gunwale Cabinets
- Table, Dinette: Solid Wood w/Designated Storage

Water System

- Freshwater Washdown Spigot: w/Dockside Water Inlet
- Pressure Water System: w/12V Pump
- Water Heater (6-Gallon) 120V w-Exchanger
- 28 Gallon Water Tank

Waste System

- Holding Tank 28 Gallons with Dockside Pump Out
- Holding Tank Level Indicator
- Sump Box with Automatic Pump

Exclusions



Owner's personal belongings.

Disclaimer


The Company offers the details of this vessel or yacht in good faith but cannot guarantee or warrant the accuracy of this information nor warrant the condition of the vessel. A buyer should instruct his representatives, agents, or his surveyors, to investigate such details as the buyer desires validated. This vessel or yacht is offered subject to prior sale, price change, or withdrawal without notice.

PHOTOS









CONTACTS

Andrey Shestakov, leading yacht broker of the sales department of Shestakov Yacht Sales Inc. Shestakov Yacht Sales Inc., the official representative of the Miami/Fort Lauderdale FL headquarters.

Contact details

Email: andrey@shestakovyachtsales.com

Web: shestakovyachtsales.com/en/

Telephones

USA: +1(954)274-4435

Office hours

Monday – Saturday: **9:00 - 21:00** EDT

Sunday: **closed**

Address



Harbour Towne Marina, 850 NE 3rd St,
STE 213, Dania, FL 33004