

## SUERTE — TANKOA YACHTS



**Builder:** [Tankoa Yachts](#)

**Year Built:** 2015

**Model:** Mega Yacht

**Price:** PRICE ON APPLICATION

**Location:** Saudi Arabia

**LOA:** 227' 4" (69.29m)

**Beam:** 37' 7" (11.46m)

**Min Draft:** 10' 3" (3.12m)

**Max Draft:** 10' 10" (3.30m)

**Cruise Speed:** 13 Kts. (15 MPH)

**Max Speed:** 16 Kts. (18 MPH)

Our experienced yacht broker, Andrey Shestakov, will help you choose and buy a yacht that best suits your needs **SUERTE — Tankoa Yachts** from **our catalogue**. Presently, at **Shestakov Yacht Sales Inc.**, we have a wide variety of yachts available on **our sale's list**. We also work in close contact with all the big **yacht manufacturers** from all over the world.

If you would like to buy a yacht **SUERTE — Tankoa Yachts** or would like help answering any questions concerning purchasing, selling or chartering a yacht, please call **+1(954)274-4435**

---

# TABLE OF CONTENTS

---

TABLE OF CONTENTS	2
SPECIFICATIONS	4
Overview	4
Basic Information	4
Dimensions	5
Speed, Capacities and Weight	5
Accommodations	5
Hull and Deck Information	6
Engine Information	6
DETAILED INFORMATION	7
Overview	7
General Arrangement	7
Tank Capacity	8
Anchorage	8
Mooring	9
Gangway	9
Davits	9
Lift	10
Safety & Fire Protection	10
Main Engines	11
Bow Thruster	11
Stabilizers	12
Fresh Water Maker	12
Waste Water Treatment	12
Air conditioning	12
Refrigeration	13
Ballast	13
Electrical Power Distribution	14

---

Electrical Power Generation	14
Shore Power	15
Yacht Management System	15
Camera System	15
Satellite Communication	16
Radiocommunication	16
Navigation Equipment	16
TV Aerial	17
Galley Equipment	17
Jacuzzi & Pool	18
Tenders	18
AV system	18
Exclusions	23
Exclusions	23
Disclaimer	23
PHOTOS	25
CONTACTS	29
Contact details	29
Telephones	29
Office hours	29
Address	29

---

# SPECIFICATIONS

---

## Overview

---

Built by the impressive Tankoa Yachts in 2015, SUERTE is a resplendent 227-foot (69.3m) superyacht featuring an elegant exterior design, an exceptionally styled interior and top performance capability.

SUERTE burst onto the charter scene in 2016 as one of the top yachts available. Designed by the award-winning Francesco Paszkowski Designs, SUERTE has panache. From her striking lines to her “comfortable, yet contemporary” atmosphere, which was a collaborative effort by Paszkowski and Margherita Casprini, she is as unique as she is beautiful. To complement her stunning design, all aspects of her engineering from the Rolls-Royce rudders to the Northern Lights generators and Caterpillar engines, SUERTE is a safe, steadfast superyacht.

SUERTE offers six exquisite staterooms with accommodations for up to 12 guests. Her penthouse-like master is located on the bridge deck. It features incredible 180-degree views, a study, an expansive en-suite bathroom and a private deck with seating and a Jacuzzi.

The five additional staterooms are located on the main deck; these include two convertible staterooms, which can be configured with twin beds or queen beds, two double staterooms and a VIP suite. The skylounge also is able to convert into a double stateroom thanks to a sofa bed and an en-suite bathroom. The yacht’s interior furnishings and fittings have been finished to the highest standards. SUERTE boasts an air of modern luxury that will make anyone on board feel at home.

SUERTE is equally as impressive on deck as she is indoors. Expertly designed for alfresco entertaining and socializing, her outdoor spaces are sure to delight. Her upper decks offer a touch-and-go heli pad, which also converts into a dance floor, a steam room/Hammanan and elevator-accessed crow’s nest — the perfect place to slip away with a good book. The lower exterior decks offer a stunning beach club and bar for on-water enjoyment and a sea-level spa that will seduce you into pure relaxation.

---

## Basic Information

---

**Category:** Mega Yacht

**Model Year:** 2015

**Year Built:** 2015

**Country:** Saudi Arabia

---

## Dimensions

---

**LOA:** 227' 4" (69.29m)

**Beam:** 37' 7" (11.46m)

**Min Draft:** 10' 3" (3.12m)

**Max Draft:** 10' 10" (3.30m)

---

## Speed, Capacities and Weight

---

**Cruise Speed:** 13 Kts. (15 MPH)

**Cruise Speed Range:** 5000

**Max Speed:** 16 Kts. (18 MPH)

**Max Speed Range:** 2500 Kts.

**Displacement:** 2204.62262 Pounds

**Gross Tonnage:** 1457 Pounds

**Water Capacity:** 9774.365924 Gallons

**Holding Tank:** 10566.88208 Gallons

**Fuel Capacity:** 47550.96936 Gallons

---

## Accommodations

---

**Total Cabins:** 6

**Total Berths:** 8

**Sleeps:** 12

**Captain Cabin:** True

**Crew Cabin:** 18

**Crew Berths:** 18

**Crew Sleeps:** 18

**Crew Heads:** 9

---

## Hull and Deck Information

---

**Hull Material:** Steel

**Deck Material:** Teak

**Hull Configuration:** Displacement w/  
Bulbous Bow

**Hull Color:** White

**Hull Finish:** Plastic

**Hull Designer:** Ruggiero srl

**Exterior Designer:** Francesco  
Paszkowski

**Interior Designer:** Francesco  
Paszkowski

---

## Engine Information

---

**Engines:** 2

**Manufacturer:** CAT

**Model:** 3516 B DITA-SCAC HD

**Engine Type:** Inboard

**Fuel Type:** Diesel

---

# DETAILED INFORMATION

---

## Overview

---

Built by the impressive Tankoa Yachts in 2015, SUERTE is a resplendent 227-foot (69.3m) superyacht featuring an elegant exterior design, an exceptionally styled interior and top performance capability.

SUERTE burst onto the charter scene in 2016 as one of the top yachts available. Designed by the award-winning Francesco Paszkowski Designs, SUERTE has panache. From her striking lines to her “comfortable, yet contemporary” atmosphere, which was a collaborative effort by Paszkowski and Margherita Casprini, she is as unique as she is beautiful. To complement her stunning design, all aspects of her engineering from the Rolls-Royce rudders to the Northern Lights generators and Caterpillar engines, SUERTE is a safe, steadfast superyacht.

SUERTE offers six exquisite staterooms with accommodations for up to 12 guests. Her penthouse-like master is located on the bridge deck. It features incredible 180-degree views, a study, an expansive en-suite bathroom and a private deck with seating and a Jacuzzi.

The five additional staterooms are located on the main deck; these include two convertible staterooms, which can be configured with twin beds or queen beds, two double staterooms and a VIP suite. The skylounge also is able to convert into a double stateroom thanks to a sofa bed and an en-suite bathroom. The yacht’s interior furnishings and fittings have been finished to the highest standards. SUERTE boasts an air of modern luxury that will make anyone on board feel at home.

SUERTE is equally as impressive on deck as she is indoors. Expertly designed for alfresco entertaining and socializing, her outdoor spaces are sure to delight. Her upper decks offer a touch-and-go heli pad, which also converts into a dance floor, and elevator-accessed crow’s nest -- the perfect place to slip away with a good book. The lower exterior decks offer a stunning beach club and bar for on-water enjoyment and a sea-level spa that will seduce you into pure relaxation.

## General Arrangement

---

Suerte was built according to the C101-00-01 “General Plans” drawing: - Tank Deck - “Double bottoms” (various double bottom tanks with structural top, engine room, laundry, chilled areas, technical areas, garbage refrigerated room) - Lower deck - “Lower Deck” (Beach Club area/entrance, bar, sauna, hamman tenders storage, 2nd level engine and control room, galley, lounge and crew cabins) - Main Deck - “Main Deck” (With External Lounge, glass entrance veranda with bar, main saloon, dining

room, lobby, guest cabins, , technical areas, forward mooring area) - Upper Deck – “Upper Deck” (shaded open area, dining and TV, Sushi Bar, relax area with pool glass bottom skylight, upper saloon, Owner accommodation, technical areas, Owner outdoor private area with Jacuzzi) - Sun Deck – “Sun Deck” (open area, pool bar, shower, Gym, day toilet, captain cabin, wheelhouse, technical areas). Suitable as landing pad for touch and go, private use only \* -Crow's nest - reachable by private lift \* helicopter maximum all-up weight of 4 tonnes

- 

## Tank Capacity

Fuel tanks: 162,000 l. Of which day tanks: 2 x 3,600 l. Extra fuel tanks: 18,000 l. Lubricating oil: 4,000 l. Waste lubricating oil: 4,000 l. Fresh water: 37,600 l. Grey water: 31,600 l. Galley grey water: 4,200 l. Glicole: 4,200 l. Black water: 4,000 l. Sludge tank: 2,600 l. Bilge oily water: 2,600 l. Overflow tank: 2,200 l. Sea water ballast: 60,000 l.

## Anchorage

In position according to the Mooring Plan, stainless steel hawse pipes have been welded to the platform and the anchor pockets. A semi-circular rim of 40 mm serves as a finishing.

At the platform, on reinforced basements, two vertical shaft anchor windlasses (by OPEM SISTEMI) are installed, with stainless steel gypsy and stainless steel capstan. Windlasses are operated by 400 V electric motor with “soft-starter” device, variable speed and reversible. Power and speed of the windlasses are in accordance with the Rules (approx. 15 kW power and 14 m/min speed).

The anchor chains are made of hot galvanized high-resistance steel, calibrated stud link. Length of chains (6 or 7 lengths, equal to 165 or 192 m) and diameter of 28 mm, as required by the Classification Society.

Two (2) self-stowing chain locker are provided. There are hand and foot cut outs as an access ladder into each side of the chain boxes for inspection and maintenance. The bottom of the chain locker is provided with perforated heavy stainless steel draining plates raised from the deck, so to form a draining sump, the “bitter end” of every chain can be fixed to an eyebolt with an emergency release, according to the Rules.

The anchors are N°2 hot galvanized anchors, of high holding power (maker WORTERBOER), approximately 800 kg, in accordance with the Equipment Number approved by the Class.



---

## Mooring

---

A number of custom made CP NAUTICA mooring bitts in polished stainless steel are welded directly on deck plating, in accordance with the approved Mooring Plan, approximately in the following positions:

N° 4 bollards, two for each side abaft and afore the windlasses area. N° 2 bollards, one port and one starboard amidships N° 4 bollards, two for each side on the aft deck The teak deck planking has stringers around the bollards foundations.

A number of custom made CP NAUTICA fairleads with rollers of adequate size are fitted and welded to the bulwark, with necessary reinforcements, according to the approved Mooring Plan.

The fairleads are of collar type in polished steel AISI316L and have vertical rollers to facilitate the fluency and to form a guide to the ropes .

### **Ropes, mooring lines, boat hooks**

Approximately, the following wires and ropes are supplied:

N° 4 mooring ropes of 50 m each, diameter 55mm multi braid nylon (D/T composite double braid equivalent requirement).

N° 4 mooring ropes of 75 m each, diameter 55 mm, multi braid nylon (D/T composite double braid equivalent requirement).

N° 1 warping rope 200 m long, floating, diameter 56 mm multi braid nylon (D/T composite double braid equivalent requirement).

N° 4 heaving lines of 50 m, diameter 10 mm with monkey fist for throwing and retrieving of the ropes.

---

## Gangway

---

The transom incorporates one gangway to embark and disembark people from the quay. It is made of light alloy and is telescopic, three stages with height adjustment and length of 6,0 m. It is electro-hydraulically operated with remote control and local control box, recessed in a compartment in the transom body work (maker MOTOMAR).

---

## Davits

---

### **Main tenders handling**

The structure of the deck above the garage space is reinforced and integrated with the

support structure of the trans-elevators (1 for each tender) of max working load 2.700 kg each, electro-hydraulically operated and connected not in simultaneous mode to the same hydraulic control unit.

## Rescue boat crane

A rescue boat is located on the forecastle, forward the windlasses area, according to the MCA regulations. Jet Ski Crane on port and starboard garage.

## Lift

There is a lift connecting the decks from the Main to the Upper deck. It is capable of a rated load approx. 320 kg, passenger capacity 4 (four), speed 0,80 m/sec.

There is also a panoramic lift connecting the sundeck and the roof of the hard top of the mast. It shall be capable to lift two persons.

## Safety & Fire Protection

**Fire Fighting Systems** The firefighting system includes fixed as well as portable extinguishing equipment, in compliance with the Classification Societies and MCA regulations. On the main bridge by the escape exit from the Engine Room, the main firefighting station is fitted with control on: the fixed fire extinguishing system in the Engine Room, the Generators shut-off system, the emergency diesel generator starters, the ventilation shut-off system, the fuel transfer pump and all the other fire prevention procedures contemplated by the fire prevention plan approved by the Classification Societies. A regulations compliant fire alarm system with heat and smoke sensors is fitted in the accommodation and all technical areas, with a monitoring system on the deck. Portable and individual equipment: N° 2 anti-flame and heat suits with gloves. N° 2 boots of the approved type made of non-conductive material. N° 2 helmets with poly face screen. N° 2 electric safety flashlight (hand lanterns) of the approved type with a 3 hour minimum autonomy. N° 2 axes with insulated shaft N° 2 breathing apparatus of the approved type including 2 spare bottles (maker DRAEGER). N° 2 20 m long safety lines. N°3 fire blanket according to regulations. Portable powder, foam and CO2 extinguishers. N° 2 close proximity suites. Fixed system in engine room and machinery area A fixed gas extinguisher type CO2 (maker MINIMAX) with manual release activation **Fixed water spraying system in the accommodation spaces** A fixed water spraying extinguisher with ceiling sprinklers is fitted in every accommodation area; though centralized, such system shall be divided in zones, controlled by dedicated detectors, so to be activated only in the interested area. The system has to be in accordance to the Rules and approved by Classification Society.

**Extinguishers** Portable extinguishers are fitted in the various compartments according to the Classification Societies requirements. **Galley extinguishing system**

The galley extractor hood and its extraction system is supplied with a semiautomatic CO2 extinguishing system with fire alarm and local controls as well as from the main fire control station. Approved by the Classification Societies and MCA. In addition a deep fat fryer extinguishing system is fitted according to Classification Society. **Safety Equipment** In addition to the rescue boat, the safety equipment shall be provided in accordance with the Authorities and include the following: Auto inflatable life rafts for 30 people, SOLAS "A pack", number and dimension according to Rules and Designer. Life jackets for adults and children and 4 in addition for XXL size. Thermal suits Life buoys with a light and smoke n° 2 Life buoys with light n° 4 Life buoys with buoyant lifeline n° 4 4 Line-throwing appliance with 1 charge Rocket parachute flares n° 12 Two-way VHF radiotelephone n° 3 GMDSS EPIRB n° 1 SART n° 2 Signal lights with emergency supply n° 1

## Main Engines

Main Engines: 320 hrs DG1 1084 hrs DG2 1046 hrs DG3 780 hrs Emergency Gen 12 hrs. **Max Speed: 16,5 Knots Cruising Speed: 13 knots**

N° 2 SEA DIESEL ENGINES CATERPILLAR MOD. 3516B DITA-SCAC HIGH DISPLACEMENT

Engines built according to the "Marine Propulsion" Caterpillar product line. Supercharged and inter-refrigerated engines. Supercharging-air cooling system, fresh water cooled Engine Jacket cooling system, fresh water cooled Electronically controlled fuel injection system Electronically controlled engine monitoring, control and management system Electric starter Water-cooling system with built-in plate heat exchanger Cooling water from ships' sea intakes plant at 32° (max temperature)

### Technical Characteristics:

Diesel Cycle: 4 strokes Air suction: supercharged and post refrigerated - Injection: direct N° of cylinders: 16 "V" Bore: 170 mm Stroke : 215 mm Compression ratio: 14: 1 Displacement: 78 lt. Dry engine weight, Net dry : 10.000 kg (approx)

The engines are compliant with IMO, 1st January 2000, as defined by Regulation 13 of Annex VI to the International Convention for the Prevention of Pollution from Ships, MARPOL 73/78.

Rating for the "Unrestricted" service: 1825 kW equal to 2481 Cv - Speed of the nominal rotation: 1.600 rpm

## Bow Thruster

Maker: VOSPER Model: VT200E Propeller diameter: 800 mm, fixed pitch Number of the

blades: 4 Power of the electrical engine: 200 kW@1486 rev/min

---

## Stabilizers

---

Make: VT Naiad Marine Model: VTNM 620 Dimensions of fins: 3.49m sq X 4 Functioning: electro-hydraulic system of 2x30 kW with oil reservoir of 250 lt each.

---

## Fresh Water Maker

---

A reverse osmosis desalination system using two independent stainless steel units fed with sea water through a sea chest, filter and collector is fitted on the double bottom deck. Such system shall treat (nominally) 40.000 lt/day of fresh water.

Before reaching the tanks, the water from desalination system shall pass through a series of active carbon filters and a UV sterilizer. At last, it shall be treated with a dosage of silver ion.

Watermaker main characteristics:

- - Builder: IDROMAR
- - Model: MCMC20
- - Capacity at 25°C: 830 l/h
- - Nominal daily production at 25°C: 20.000 l
- - Power: 400 V 3ph

A kinetico 60 supplied by IDROMAR type of water softening system is fitted.

A Corsa Osmotic Silver (or equivalent) drinking water system with stainless steel pipes is also fitted so to feed the ice makers, the galley, the bars and the pantries, in parallel with a sparkling water device supplying the pantries and the bars.

---

## Waste Water Treatment

---

HAMMAN HL Cont's PLUS, fully certified by the Classification Societies, MCA and US Coast Guard type 2, compliant with IMO MEPC 159 (55). By mean of maceration, micro flotation, bacterial treatment and UV disinfection, the treated water may be discharged into the sea.

---

## Air conditioning

---

The mixed type air conditioning system comprises of a fan coil system (circulating chilled water) and a treated air induction plant (chilled/heated with humidity control) with adequate extraction.

In Summer time, the water circulating in the fan-coils is chilled by the cooling units with refrigerant cycle (semi hermetic compressors) to a temperature about 5°/8°C. In Winter time, through the reversal of the Freon flow, the circulating water shall be heated to a temperature about 44°-50°C.

Each room temperature is individually controlled by digital thermostats which shall control the water system solenoid valves and the fan speed.

The external air is treated by an AHV (Air Handling Unit) dimensioned so to provide at least 25 m<sup>3</sup>/h air circulation per person with an adequate number of air changes (6 changes per hour).

In order to reduce the noise level, the air ducting is dimensioned so to allow a maximum speed of 7m/sec.

The AHV also includes an adequate humidity control system for the treated air, before letting it into the ducting.

The galley and the laundry is provided with a increased inlet and extraction system, separated from the accommodation areas one.

---

## Refrigeration

---

On the double bottom deck there are two refrigerated compartments, as per the G.A. Plans, one as deep freeze cell with temperature of -25° one as fridge cell with temperature range 0°/+4° (of approx. 11 m<sup>3</sup> volume each). Internally, the cells shall be finished in stainless steel with shelves and drawers of Gastronorm type. Internal lighting and thermostatic control with outside panel.

Wine cellar with stainless steel walls, steel shelves and wooden bottle racks. Different temperature areas from 4° C to 18°C for various types of wine.

Another walk-in cell with two different temperature fridge/freezer is fitted near the galley.

The central refrigerating plant is cooled by mean of Glycoil and includes a certain number of compressor to allow the functionality in case of failure of one compressor.

---

## Ballast

---

In order to set up the correct trim according to the amount of fuel loaded on board,

four ballast tanks are provided: two at the very stern end, and two at stern in the double bottom garage area.

The system has electro valves so to allow the trimming from the bridge or from the control room. To such purpose, it has a GIANNESCHI P&B pump, delivery 36 mc/h, head 13 m.

Should the dedicated pump fail, it will be possible to connect the system to a bilge pump.

---

## Electrical Power Distribution

---

The electrical power distribution on board is fitted at the following voltages and frequency:

- - Three phase alternative current at 400V ac, 50HZ for all the power services.
- - Single phase alternative current at 230V ac, 50HZ for lighting and small power services.
- - 24V dc for emergency lighting , signalling circuits, control equipments and navigation aids ; the transient emergency lighting, limited to all the escape routes, will be fed via inverter, 24Vdc or 220Vac , or via light fixtures with built-in individual batteries and inverter.

---

## Electrical Power Generation

---

Two main diesel driven synchronous generators, Northern Lights, rated continuous output power of 230KW ( 287,5KVA ) each.

- One diesel driven synchronous generator, as harbour generator, with a rated continuous output power of 155KW ( 193,75KVA ).

The operating principle is that in the normal service is only (1) main generator (230KW) online and the second when using bow thruster. The small generator (150KW) is the port/night generator that can be used also in net with the main ones.

A 80KW emergency service generator is installed, which supplies a dedicated distribution switchgear ; the emergency generator will start automatically as a black-out occurs on the tie line connecting the emergency switchgear to the main one, and it will also connect automatically to the emergency distribution network, feeding all the relevant users.

---

## Shore Power

---

Shore power cables are located aft in the lazarette. They are accessible from outside and supported by a powered reel for their easy unrolling and rolling up.

The position of this reel avoids any obstruction on deck or to the gangway caused by the shore power cables.

Two sets of four 100-foot ( 30mts ) 1x120 sqmms , 400V ac , single core ship to shore highly flexible cables are fitted; ship to shore cables will be handled by two 24Vdc powered reels. Shore Power Converter ASEA AC125 NVHE Voltage Input 330-520 200 Amp 40 - 70 Hz

---

## Yacht Management System

---

A YMS system, consisting of two dedicated automation processors, working in mirror configuration and a set of required interfaces all linked together by a redundant data bus, is installed on the vessel. The purpose of the YMS is that of controlling and monitoring the entire vessel, in a simple and streamlined way, giving to the crew in charge all the essential information for an efficient and safe ship management. The system installed, its design and its components, is Class Approved; therefore it conforms all the Lloyds Register of Shipping and RINA Rules for Charter Yachts over 50 mts length and above 500t GT applicable Rules stating the general requirements of the system, the design requirements, the computer based system features, the construction and the installation requirements and testing. The visual control of the different functions will be done through dedicated LCD displays , from where all the operations allowed by the software can be performed. Control screen locations are as follows: Wheelhouse ( 20" 65.000 colours touch screen, LCD type, with acoustic alarm ) Engine control room ( No. 2 20" 65.000 colours touch screen, LCD type ) Chief Engineer's cabin ( 7,5" 65.000 colours touch screen, LCD type, with acoustic alarm ) Second Engineer's cabin ( 7,5" 65.000 colours touch screen, LCD type, with acoustic alarm ) Crew mess ( 12" 65.000 colours touch screen, LCD type, with acoustic alarm ) The following information are displayed on the control screens of the YMS system, by means of clearly and easily readable graphical pages : Control and monitoring of the propulsion engines and gearboxes Control and monitoring of the Power Management System Control and monitoring of the Electrical Distribution System Tanks levels management Bilge alarms display Bilge and Fire operation Fuel transfer Fresh water management Waste water transfer, discharge and management Lighting system Alarms, safety and warning systems Hull side openings will be monitored in the harbour and sailing mode

---

## Camera System

---

A TVCC security cameras colour system is installed in the vessel, and it consists of the following devices :

1 x main control panel and monitor located on the bridge and one main control panel for Captain's cabin.. Colour monitors for Crew mess and Crew lounge 16 x TV cameras, placed as follows: 5 x fixed color TV cameras, two for each yacht side and the one for monitoring the after entrance area. 2 x motorized colour camera PTZ, for the engine room. 2 x fixed colour camera, for technical areas. 1 x motorized colour camera PTZ, for the monitoring of the garage 2 motorized colour camera to be placed on the mast. 2 x fixed camera on bow.

---

## Satellite Communication

---

- 1 x SAILOR system Fleet Broadband 250
- 1 x VSAT system (with 8 W BUC minimum)
- 2 x TVRO

---

## Radiocommunication

---

- 1 x radiophone SSB FURUNO (WHEEL MARK)
- 2 x VHF FURUNO (WHEEL MARK), DSC
- 3 x portable VHF GMDSS (WHEEL MARK)
- 1 x EPIRB -5 406 mhz GMDSS MC MURDO (WHEEL MARK)
- 2 x SART 9 ghz search and rescue trasponder (WHEEL MARK)
- 1 x NAVTEX (WHEEL MARK)
- 2 x Inmarsat System sat C Felcom-15 FURUNO (WHEEL MARK)
- 1 x AIS FURUNO identification automatic GPS/VHF (WHEEL MARK)
- SSAS INMARSAT alarm and ship security system with two activation buttons
- GSM voice/fax/data telephones connected to PABX
- LRIT

---

## Navigation Equipment

---



- 1 x ECHO-SOUNDING DEVICE 50/200 khz FURUNO FE 700 (wheel mark)
- 1 x ECHO-SOUNDING FURUNO FCV 585
- 1 x SONAR 60 khZ of Black box type with a withdrawable sounding lead "Circle scanning" FURUNO
- 1 x RADAR S band 30 kW Black box type, ARPA, 10" aerial range 96 nm. (except monitor) FURUNO
- 1 x RADAR X band 12 kW Black box type, ARPA, 4" aerial, range 96 nm. (except monitor) FURUNO
- 1 x GYROCOMPASS consisting of the main unit and repeaters
- 1 x MAGNETIC COMPASS
- 1 x AUTOPILOT SYSTEM
- 1 x Doppler LOG FURUNO
- 2 x GPS (WHEEL MARK)
- 2 x ECDIS ELECTRONICAL CARTOGRAPHY with a dedicated PC (paper less)
- B&G WIND STATION consisting of the central unit and displays on the bridge and control boards.
- 7 x monitors HATELLAND 20"
- BNWAS FURUNO with alarm transfer to Crew mess, Captain cabin, back up officer cabin.

## TV Aerial

---

The yacht's system of satellite aerial system TV SAT allows for a simultaneous receiving from two different satellites, with automatic satellite tracing when in navigation to receive DVB transmissions. In addition an omnidirectional antenna is installed to receive the signals from a terrestrial transmitter. The system consists of the following appliances: N° 2 satellite antenna SEATEL 5004 N°1 omnidirectional antenna TV-FM N°1 Multiswitch 8 in 12 out

## Galley Equipment

---

The galley is equipped with professional electrical appliances. Suerte is fitted with the following: 1 x Winterhalter dishwasher 1 x plate warmer 1 x Bimby Electric cooking

plate with 4 hot plates, TECNO 70 1 x combi oven, SMEG 1 x Kneading 1 x Lainox Oven 1 x Blast Chiller 1 x fryer, TECNO 70 1 x Vacuum sealer 1 x microwave oven 1 x Planetary mixer 1 x ice-maker 1 x Pacojet 1 x twin tub sink with professional tap 1 x sink with big tub 1 x coffee machine 1 x salamandra -The crew mess is equipped with the following: 1 x ice maker 1 x glass washer 1 x microwave 1 x dish washer The pantries are equipped with the following: 1 x ice-maker 1 x microwave oven 1 x dishwasher 1 x plate warmer 1 x sink 1 x fridge 1 x coffee machine -Main galley, crew mess and pantries are equipped with one Quooker boiling tap. The bars on the internal & external upper deck beyond the sun deck bar are equipped with the following: 1 x sink 1 x fridge with wine cooler 1 x ice-maker 1 x coffee machine -The laundry on the lower deck shall be provided with the following: 3 x professional washing machines, 6 kg MIELE type 3 x professional driers, 6 kg MIELE type 2 x professional ironing boards 2 x roller iron 1 x sink

## Jacuzzi & Pool

Afore the Owner's apartment, where there are sunbeds, a Jacuzzi hydromassage tub, 4 seats, is to be fitted, fresh water supplied.

On the sun deck there is a custom made pool, sea water and heated fresh water. It features glass sections as skylights for the Upper deck. Dimensions are 4.0m x 2.5m x 0.8m.

## Tenders

2 x custom 7.40-meter DARIEL tenders (260hp each)

2 x Jet Skis 180 hp Yamaha Jet Ski 250 hp Yamaha 2 x Seabobs 3 x complete sets dive gear Mega-slide (from sundeck to sea level) Six-person banana Inflatable tow donut 2 x paddleboards 2 x wakeboards 2 x ski sets 2 x kayaks RYA certified center Treadmill Technogym Bike Technogym Recline Technogym wall Kinesis Stepper Technogym Weights Yoga mats

## AV system

### Beach Area

- TV Samsung 40"
- B&W Speakers
- iPad Mini and Crestron Touch Panel for Control

- Denon BluRay Player
- Kaleidescape Player (Fitted in the Main Rack)
- Sky Sat Decoder (Fitted in the main Rack)
- Shared Sat Decoder (Fitted in the main Rack)
- Apple Air Play (Fitted in the main Rack)
- Tuner FM (Fitted in the main Rack)
- Welcome on board (Fitted in the main Rack)
- Navigation Chart presentation

### **Cinema, Dining Room and Winter Garden**

- TV Samsung 88" 4K Curve
- B&W Speakers
- B&W SubWoofer
- iPad Mini and Crestron Touch Panel for Control
- AVR Home Theater Denon
- Denon BluRay Player
- Kaleidescape Player (Fitted in the Main Rack)
- Sky Sat Decoder (Fitted in the main Rack)
- Shared Sat Decoder (Fitted in the main Rack)
- Apple TV
- Apple Air Play (Fitted in the main Rack)
- Tuner FM (Fitted in the main Rack)
- Welcome on board (Fitted in the main Rack)
- Navigation Chart presentation
- Gaming Predisposition

### **Guest Cabins (x 5)**

- TV Samsung 40"

- B&W Speakers
- iPad Mini for Control
- Denon BluRay Player
- Kaleidescape Player (Fitted in the Main Rack)
- Sky Sat Decoder (Fitted in the main Rack)
- Shared Sat Decoder (Fitted in the main Rack)
- Apple Air Play (Fitted in the main Rack)
- Tuner FM (Fitted in the main Rack)
- Welcome on board (Fitted in the main Rack)
- Navigation Chart presentation

### **Piano-Relax and Sushi Bar**

- TV SONY 85" 4K (Piano Relax)
- TV Mirror ADNotam 42" (Sushi Bar)
- B&W Speakers
- B&W SubWoofers
- iPad Mini and Crestron Touch Panel for Control
- AVR Home Theater Denon
- Denon BluRay Player
- Kaleidescape Player (Fitted in the Main Rack)
- Sky Sat Decoder (Fitted in the main Rack)
- Shared Sat Decoder (Fitted in the main Rack)
- Apple TV
- Apple Air Play (Fitted in the main Rack)
- Tuner FM (Fitted in the main Rack)
- Welcome on board (Fitted in the main Rack)
- Navigation Chart presentation

- Gaming Predisposition

### **Upper Aft Deck**

- TV Samsung 40" with Lift
- JL Audio Speakers
- iPad Mini Panel for Control
- Denon BluRay Player (From Upper Salon)
- Kaleidescape Player (Fitted in the Main Rack)
- Sky Sat Decoder (Fitted in the main Rack)
- Shared Sat Decoder (Fitted in the main Rack)
- Apple Air Play (Fitted in the main Rack)
- Tuner FM (Fitted in the main Rack)
- Welcome on board (Fitted in the main Rack)
- Navigation Chart presentation

### **Opium Bed**

- TV Mirror AdNotam 42"
- B&W Speakers
- iPad Mini for Control
- Denon BluRay Player
- Kaleidescape Player (Fitted in the Main Rack)
- Sky Sat Decoder (Fitted in the main Rack)
- Shared Sat Decoder (Fitted in the main Rack)
- Apple Air Play (Fitted in the main Rack)
- Tuner FM (Fitted in the main Rack)
- Welcome on board (Fitted in the main Rack)
- Navigation Chart presentation

### **Owner Cabin, Owner Office, Owner Bathroom and Fwd Owner Couch**

- TV Samsung 55" 4K (Owner Cabin)
- TV Samsung 40" (Owner Office)
- B&W Speakers
- JL Audio Extrenal Speaker
- iPad Mini and Crestron Touch Panel for Control
- RTI Remote Control
- Denon BluRay Player
- Kaleidescape Player (Fitted in the Main Rack)
- Sky Sat Decoder (Fitted in the main Rack)
- Shared Sat Decoder (Fitted in the main Rack)
- Apple Air Play (Fitted in the main Rack)
- Tuner FM (Fitted in the main Rack)
- Welcome on board (Fitted in the main Rack)
- Navigation Chart presentation

## Gym

- TV Samsung 40" ( x 2 )
- B&W Speakers
- iPad Mini and Crestron Touch Panel for Control
- Denon BluRay Player
- Kaleidescape Player (Fitted in the Main Rack)
- Sky Sat Decoder (Fitted in the main Rack)
- Shared Sat Decoder (Fitted in the main Rack)
- Apple Air Play (Fitted in the main Rack)
- Tuner FM (Fitted in the main Rack)
- Welcome on board (Fitted in the main Rack)
- Navigation Chart presentation

## Pool

- TV Samsung 40"
- JL Audio Speakers
- JL Audio SubWoofer
- iPad Mini Panel for Control
- Kaleidescape Player (Fitted in the Main Rack)
- Sky Sat Decoder (Fitted in the main Rack)
- Shared Sat Decoder (Fitted in the main Rack)
- Apple Air Play (Fitted in the main Rack)
- Tuner FM (Fitted in the main Rack)
- Welcome on board (Fitted in the main Rack)
- Navigation Chart presentation
- DJ Station

## Observation Area

- JL Audio Speakers
- iPad Mini for Control
- Apple Air Play (Fitted in the main Rack)

## Exclusions

---

*A list will be provided at time of Sale..*

## Exclusions

---

Owner's personal belongings.

## Disclaimer

---

The Company offers the details of this vessel or yacht in good faith but cannot guarantee or warrant the accuracy of this information nor warrant the condition of the







vessel. A buyer should instruct his representatives, agents, or his surveyors, to investigate such details as the buyer desires validated. This vessel or yacht is offered subject to prior sale, price change, or withdrawal without notice.










---






# PHOTOS

---









# CONTACTS

---

Andrey Shestakov, leading yacht broker of the sales department of Shestakov Yacht Sales Inc. Shestakov Yacht Sales Inc., the official representative of the Miami/Fort Lauderdale FL headquarters.

## Contact details

---

Email: **andrey@shestakovyachtsales.com**

Web: [shestakovyachtsales.com/en/](https://shestakovyachtsales.com/en/)

## Telephones

---

USA: **+1(954)274-4435**

## Office hours

---

Monday – Saturday: **9:00 - 21:00** EDT

Sunday: **closed**

## Address

---



Harbour Towne Marina, 850 NE 3rd St, STE 213, Dania, FL 33004