

## ELSA — HINCKLEY



**Builder:** HINCKLEY

**Year Built:** 2003

**Model:** Cruiser

**Price:** PRICE ON APPLICATION

**Location:** United States

**LOA:** 36' 0" (10.97m)

**Beam:** 10' 0" (3.05m)

**Min Draft:** 1' 9" (0.53m)

**Max Draft:** 1' 9" (0.53m)

**Cruise Speed:** 23 Kts. (26 MPH)

**Max Speed:** 25 Kts. (29 MPH)

Our experienced yacht broker, Andrey Shestakov, will help you choose and buy a yacht that best suits your needs **ELSA — HINCKLEY** from **our catalogue**. Presently, at **Shestakov Yacht Sales Inc.**, we have a wide variety of yachts available on **our sale's list**. We also work in close contact with all the big **yacht manufacturers** from all over the world.

If you would like to buy a yacht **ELSA — HINCKLEY** or would like help answering any questions concerning purchasing, selling or chartering a yacht, please call **+1(954)274-4435**

# TABLE OF CONTENTS

TABLE OF CONTENTS	2
SPECIFICATIONS	4
Overview	4
Basic Information	4
Dimensions	4
Speed, Capacities and Weight	4
Accommodations	5
Hull and Deck Information	5
Engine Information	5
DETAILED INFORMATION	6
Broker Comments	6
Hull and Deck Equipment	6
Deck Features	6
Construction	6
Swim Platform	6
Cockpit	7
Pilothouse	7
Helm & Navigation Equipment	7
Galley	7
Additional Equipment	8
Exclusions	8
Disclaimer	8
PHOTOS	9
Cockpit	9
Engine Box with Wet Bar	9
Salon	9
COCKPIT LOOKING AFT	9
Helm	9

---

Galley	9
Head	9
Deck	9
Port Bow	10
Stern	10
CONTACTS	11
Contact details	11
Telephones	11
Office hours	11
Address	11

---

# SPECIFICATIONS

---

## Overview

---

ELSA IS STORED IN A HI TECH BOAT BARN, THE PORT IN FT LAUDERDALE MINUTES FROM THE OCEAN. THEREFIT OVER THE PAST 6 MONTHS MAKE HER AN ATTRACTIVE PURCHASE TO THOSE THAT APPRECIATE THE QUALITY, CONSTRUCTION AND DESIGN OF THIS HINCKLEY 36 EP (EXTENDED PILOTHOUSE).

## Basic Information

---

**Category:** Cruiser

**Sub Category:** Downeast

**Model Year:** 2003

**Year Built:** 2003

**Refit Year:** 2016

**Country:** United States

**Vessel Top:** Hardtop

**Cockpit:** Yes

## Dimensions

---

**LOA:** 36' 0" (10.97m)

**Beam:** 10' 0" (3.05m)

**Min Draft:** 1' 9" (0.53m)

**Max Draft:** 1' 9" (0.53m)

**Clearance:** 10' 0" (3.05m)

## Speed, Capacities and Weight

---

**Cruise Speed:** 23 Kts. (26 MPH)

**Max Speed:** 25 Kts. (29 MPH)

**Max Speed RPM:** 3600 Kts.

**Water Capacity:** 27 Gallons

**Holding Tank:** 10 Gallons

**Fuel Capacity:** 160 Gallons

---

## Accommodations

---

**Total Cabins:** 1

**Total Berths:** 2

**Sleeps:** 2

**Total Heads:** 1

---

## Hull and Deck Information

---

**Hull Material:** Fiberglass

**Deck Material:** FRP

**Hull Configuration:** Planing

**Hull Color:** Navy Blue

**Hull Designer:** Bruce King

**Exterior Designer:** Bruce King

---

## Engine Information

---

**Engines:** 1

**Manufacturer:** Yanmar

**Model:** 6LY2A-STP

**Engine Type:** Inboard

**Fuel Type:** Diesel

---

# DETAILED INFORMATION

---

## Broker Comments

---

ELSA is the classic example of this beautifully maintained, 36 EP Hinckley. She offers comfortable vee berth accommodation, full galley, and luxurious and spacious head. She has been very lightly used and is stored out of the water. ELSA also features great shallow water performance and sure feel handling as a result of the Yanmar and water jet package, along with joy stick control. She is definitely a must see if you are looking for this size Hinckley!

## Hull and Deck Equipment

---

Navy Blue Hull Light Cream Gelcoat Cabin house and deck Single Red Bootstripe Black Bottom Electric Windlass

## Deck Features

---

Flush foredeck anchor locker Delta stainless steel anchor with rode mounted on stainless steel anchor roller Rounded, tapered, varnished teak toe rail with Hinckley profile Varnished teak eyebrow molding around cabin top Varnished teak handrails All exterior varnish stripped and re-varnished 7/16 Four (4) opening elliptical ports on house sides Hinckley pilothouse mast with spotlight and 24" Radome are painted to match deck. (3) Low profile opening aluminum hatches with screens Custom Hinckley 316L stainless steel bow chocks Bow, stern and springline 316L stainless steel mooring cleats Padeyes with chafe strips to hang fenders Stainless steel half round on fiberglass molded rub rail

## Construction

---

The hull is Kevlar E-glass hybrid and balsa core, SCRIMPed with vinylester resin. Deck and cockpit are E-glass and balsa core, molded with polyester resin. The deck sole has a molded-in nonskid pattern. Marelon ball valve seacocks with thruhulls below water line and Marelon thruhulls above waterline.

## Swim Platform

---

Heavy duty fiberglass swim platform has teak insert treads, stainless steel bracket and half round. There is a stainless steel telescoping 3 step folding swim ladder. Molded handrail on transom.

---

## Cockpit

---

The Picnic EP engine box has an integrated wet bar and an aft facing cushioned seat. The cockpit sole has direct overboard drainage scuppers. The wet bar includes a stainless steel sink with foldaway faucet and hot & cold pressure water, cooler with drain, and a storage drawer. The entire engine box/wet bar and seat is hinged on the aft end and has electric air assist lift for easy access to the engine. Aft across the transom is a full width settee with back and seat cushions. Aft settee includes two hinged lids under the cushions to allow access to removable storage tubs. A teak side deck boarding step mounts port or starboard. Stainless steel cockpit step with teak treads mounts port or starboard with stainless steel brackets. Other cockpit amenities include: Full Ivory color cockpit cover (new 2016) that attaches to pilothouse with snaps around cockpit coating. Cockpit shower with mixing valve is located under starboard deck.

---

## Pilothouse

---

New Pompanette helm and passenger seats and an L-shaped settee with varnished teak table provide seating for six for dining and entertainment. The pilothouse upper pilothouse sides, including dash, are finished in varnished teak. There is a teak locking companionway door. Insulated white overhead has four (4) acrylic opening hatches. Additional illumination is by rheostat controlled overhead 12VDC halogen lights. (4) Pilothouse windows include: (2) Sliding side windows and (2) Fixed forward with heavy duty, self parking, intermittent windshield wipers and fresh water washers. Port forward passenger area has a varnished teak integral handrail/cup holder and teak magazine rack on the forward bulkhead.

---

## Helm & Navigation Equipment

---

Varnished teak instrument pod Stainless steel 14" steering wheel with varnished wood rim Hinckley JetStick® Engine gauges Top opening locker with chart storage 12 volt "cigarette style" outlet in chart pocket Remote switches to spotlight Two cup holders. Ray RL C120 GPS plotter ACR spot light Pioneer stereo with CD player Ray ST 60 Tridata Ray Smart autopilot ST 8002 Compass Standard Horizon VHF Jet Stick Controller

---

## Galley

---

GE Microwave 2 burner propane Force 10 stove Trident gas control panel Xantrex inverter/charger Hot and cold pressure water Stainless steel sink Adler Barbour refrigeration 12 Volt Built-in slide-out garbage can Cabin sole stripped & re varnished 7/16

---

## Additional Equipment

---

3 fenders plus sleeves Life ring Flare kit Exterior light blue cushions Cockpit cover - new  
2016 50 amp to 30 amp adapter Oil change system for engine and transmission  
Inverter/battery charger Grill in cockpit

---

## Exclusions

---

Owner's personal belongings.

---

## Disclaimer

---

The Company offers the details of this vessel or yacht in good faith but cannot guarantee or warrant the accuracy of this information nor warrant the condition of the vessel. A buyer should instruct his representatives, agents, or his surveyors, to investigate such details as the buyer desires validated. This vessel or yacht is offered subject to prior sale, price change, or withdrawal without notice.




# PHOTOS

---


**Cockpit**



**Engine Box with Wet Bar**




**Salon**




**COCKPIT LOOKING AFT**




**Helm**



**Galley**



**Head**



**Deck**



**Port Bow**



**Stern**



# CONTACTS

---

Andrey Shestakov, leading yacht broker of the sales department of Shestakov Yacht Sales Inc. Shestakov Yacht Sales Inc., the official representative of the Miami/Fort Lauderdale FL headquarters.

## Contact details

---

Email: **andrey@shestakovyachtsales.com**

Web: [shestakovyachtsales.com/en/](https://shestakovyachtsales.com/en/)

## Telephones

---

USA: **+1(954)274-4435**

## Office hours

---

Monday – Saturday: **9:00 - 21:00** EDT

Sunday: **closed**

## Address

---



Harbour Towne Marina, 850 NE 3rd St, STE 213, Dania, FL 33004