

WANDERLUST — WEST BAY SONSHIP



Builder: WEST BAY SONSHIP

Year Built: 1998

Model: Motor Yacht

Price: PRICE ON APPLICATION

Location: United States

LOA: 58' 0" (17.68m)

Beam: 17' 1" (5.21m)

Min Draft: 4' 10" (1.47m)

Max Draft: 5' 6" (1.68m)

Cruise Speed: 18 Kts. (21 MPH)

Max Speed: 22 Kts. (25 MPH)

Our experienced yacht broker, Andrey Shestakov, will help you choose and buy a yacht that best suits your needs **WANDERLUST — WEST BAY SONSHIP** from **our catalogue**. Presently, at **Shestakov Yacht Sales Inc.**, we have a wide variety of yachts available on **our sale's list**. We also work in close contact with all the big **yacht manufacturers** from all over the world.

If you would like to buy a yacht **WANDERLUST — WEST BAY SONSHIP** or would like help answering any questions concerning purchasing, selling or chartering a yacht, please call **+1(954)274-4435**

TABLE OF CONTENTS

TABLE OF CONTENTS	2
SPECIFICATIONS	5
Basic Information	5
Dimensions	5
Speed, Capacities and Weight	5
Accommodations	5
Hull and Deck Information	5
Engine Information	6
DETAILED INFORMATION	7
Accommodations	7
Performance Data	7
Vessel Walkthrough	8
Aft Deck	9
Salon	9
Galley	9
Pilothouse	10
Master Stateroom	10
Master Head	10
Guest Stateroom / Forward	11
Guest Head / Forward	11
Guest Stateroom / Midship	11
Bridge	12
Electrical	12
Interior Equipment Upgrades	12
Exterior Equipment Upgrades	13
Hardware & Miscellaneous	14
Propulsion	15
Engine Room	15

Remarks	16
Exclusions	16
Exclusions	16
Disclaimer	16
PHOTOS	17
Aft Deck	17
Aft Deck / Salon Entry Doors	17
Aft Deck Seating	17
Salon	17
Salon	17
Salon	17
Galley	17
Galley	17
Galley	18
Dinette	18
Pilothouse / Helm	18
Pilothouse / Settee	18
Master Stateroom	18
Master Stateroom	18
Master Stateroom	18
Master Head	18
Laundry Center	19
VIP Stateroom	19
Guest Head	19
Guest Stateroom	19
Flybridge / Helm	19
Flybridge / Helm	19
Flybridge / Hatch	19
Flybridge / Seating	19

Flybridge / Seating	20
Cockpit Controls	20
Lazarette	20
Engine Room	20
Engines	20
Profile & Command Bridge	20
Upper & Lower Deck	20
Boat Deck-Tender	20
Bottom & Running Gear	21
Stern Showing Tender	21
CONTACTS	22
Contact details	22
Telephones	22
Office hours	22
Address	22

SPECIFICATIONS

Basic Information

Category: Motor Yacht

Sub Category: Raised Pilothouse

Model Year: 1999

Year Built: 1998

Country: United States

Vessel Top: Bimini Top

Dimensions

LOA: 58' 0" (17.68m)

Beam: 17' 1" (5.21m)

Min Draft: 4' 10" (1.47m)

Max Draft: 5' 6" (1.68m)

Speed, Capacities and Weight

Cruise Speed: 18 Kts. (21 MPH)

Max Speed: 22 Kts. (25 MPH)

Water Capacity: 390 Gallons

Holding Tank: 80 Gallons

Fuel Capacity: 1000 Gallons

Accommodations

Total Cabins: 3

Total Heads: 2

Hull and Deck Information

Hull Material: Fiberglass

Hull Configuration: Semi Vee

Engine Information

Engines: 2

Manufacturer: Caterpillar

Model: 3196

Engine Type: Inboard

Fuel Type: Diesel

DETAILED INFORMATION

Accommodations

“WANDERLUST” offers accommodations for six owners/guests in three luxurious cabins, with two full heads with separate showers. The port side aft head is part of the full-beam Master Suite. Located at midship and the forward full head with separate large stall shower forward. To starboard for the VIP forward cabin and shares with the port side upper/lower bunk stateroom located at midship to port.

Performance Data

RPM's Fuel Burn (Total) Speed Load % on Main

800	4 GPH	7.0 KTS.	14%
1000	6 GPH	8.8 KTS.	28%
1200	8 GPH	10.2 KTS.	30%
1400	16 GPH	11.3 KTS.	32%
1500	20 GPH	12.1 KTS.	35%
1600	24 GPH	12.8 KTS.	41%
1700	28 GPH	14 KTS.	50%
1800	32 GPH	15.6 KTS.	58%
1900	36 GPH	17 KTS.	65%
2000	42 GPH	18.8 KTS.	73%

2100	48 GPH	20.2 KTS. 79%
2200	54 GPH	21.5 KTS. 85%
2300	60 GPH	22.5 KTS. 92%

Vessel Walkthrough

From the integrated swim platform aft with loop-shaped stainless steel safety rails, access to the full-beam teak covered Cockpit, is thru a transom door to port. The Cockpit sole offers a large hatch at center to access the open and spacious Lazarette, where the fresh water tanks with pumps, central Vac, batteries and their chargers, easy access to steering RAM with associated hydraulic ram and hydraulic system and reservoirs for the trim tabs are located. The amount of storage for fenders, exterior furnishings, cleaning supplies and accessories is abundant. Port and starboard of the Cockpit area are steps to access the full walk-around side decks, a secondary aft access to the Flybridge, a Jenn-Air BBQ grill, storage cabinets, fold-out engine controls (Kobelt) with engine start/stop and two moulded steps give access to the double doors entrance to the Salon forward. From the Cockpit, one can easily access the full-beam, stand-up Engine Room thru a hydraulic assist hatch at center forward. The Salon on "WANDERLUST" is wide and open to the raised settee forward to starboard. A long U-shaped sofa with custom coffee table is to port and two large chairs with a matching round cabinet to starboard. The large windows all the way around are enhanced by fabric Lambrequins, concealing the Hunter Douglas privacy Silhouette window treatments. The off-white overhead liner and light color carpeting offer a nice contrast to the unique Bird's Eye Maple wood paneling and cabinetry made especially for this 58' West Bay. A cabinet with stone countertops is forward to starboard and houses the A/V components with flat screen TV and liquor storage. Three steps forward at center gives access to the Galley to port and raised settee across to starboard. There are Pilothouse doors port and starboard, to access the side decks. The Galley features a full Side-by-Side refrigerator freezer, with ice dispenser, a trash compactor, double stainless sink, full-size oven, microwave/convection oven, dishwasher and garbage disposal. The Pilothouse helm is at center with great visibility all the way around. The Captain's Stidd chair overlooks a well-organized ergonomic console with all engine controls and instrumentation as well as navigation & communication systems. The raised settee accommodates a party of 4; the tabletop base is a large storage cabinet for dish storage. The lower deck is accessed thru a carpeted curved stairwell. From the lower foyer, one can access all the staterooms. Going aft in the companionway is the access to the full-beam Master Suite. From the Galley/Pilothouse area is the access to the Flybridge, above thru a curved stairwell and hatch. The Flybridge features a complete helm station with a double Stidd chair and repeaters of all instrumentation.

The symmetrical L-shaped seating, port and starboard features a rectangular table for each side and can easily seat a total of a dozen guests. The Boat Deck aft has a davit and a tender that was purchased in 2010.

Aft Deck

- Kobelt custom Cockpit controls
- Gen-Air electric BBQ
- Cockpit storage lockers
- Engine Room access hatch
- Ladder from Cockpit to Bridge Deck
- Courtesy lighting
- Teak table with teak chairs & umbrella

Salon

- Dual entrance doors to Main Salon
- Entertainment center
- Select Bird's Eye Maple interior woodwork
- Halogen and Fluorescent lighting with decorative switching
- Television outlet
- Mini-blinds with valance board and fore and aft end draperies
- Sound-proofing in Salon floor
- Carpet with underlay

Galley

- Full-size deluxe Side-by Side refrigerator
- Trash compactor
- Miele dishwasher - New 2013
- Stainless steel sink with two basins and Jado single lever chrome faucets
- 4-Burner electric cooktop
- Convection microwave oven
- Power ventilator
- Solid surface countertops
- Select Bird's Eye Maple interior woodwork
- Cabinet over stove
- Extra-large table with storage in base
- Maple plank flooring

Pilothouse

- Select Birds Eye Maple interior woodwork
- Circular staircase down to staterooms
- Kobelt control station with hydraulic steering and instrumentation
- 5" Compass
- (3) Marine grade windshield wipers with two speeds and park
- Windshield ambient air defogger fan
- Breaker panel for electronics
- Dinette with leather settee
- Port and starboard flush fit aircraft type sliding doors
- Drawers for charts
- Halogen lighting with decorative switching
- Port and starboard mini-blinds with valance in Pilothouse
- Carpet with underlay

Master Stateroom

- Select Bird's Eye Maple interior woodwork with wallpaper
- Full dresser starboard
- Large storage drawers under bed
- Valance with draperies over portlights
- Aromatic cedar-lined closets
- Hanging closet with light
- Walk-in closet with light
- Halogen and Fluorescent lights with decorative switching and reading lamps
- Night stands in Bird's Eye Maple
- Stainless steel Elliptical portlights with screens
- Queen-size bed with 7" high density foam mattress, bedspread and shams
- Mirrored aft bulkhead above bed
- Television outlet & new 2016 Flatscreen TV
- Carpet with underlay
- Westinghouse washer/dryer, 24", stacked

Master Head

- Solid surface countertop with white oval sink and single lever Jado brass faucet
- Mirrored medicine cabinet
- Storage cupboard and drawers under sink
- Vacu-Flush head with separate pump
- Shower stall bath combo with glass door and single lever Jado brass shower head
- Select Bird's Eye Maple interior woodwork with wallpapers

- Mirrored ceiling
- Halogen lighting with decorative switching (including light in shower)
- GFI Receptacle
- Stainless steel Elliptical portlights with screens
- Ventilating fan
- Jado brass towel bar and paper holder
- Privacy door
- New Cherry & Holly flooring - 2016

Guest Stateroom / Forward

- Select Bird's eye Maple interior woodwork with wallpaper
- Large storage cabinet under bed
- Hanging locker with light, aromatic cedar-lined, storage shelves and bureau
- (2) Deck hatches with screens
- Halogen lighting with decorative switching and reading lamps
- Queen-size bed with 7" high density foam mattress, bedspread and shams
- Mirrored forward bulkhead above bed
- Television outlet
- Upper cabinets with mirrored doors port and starboard
- Carpet with underlay

Guest Head / Forward

- Solid surface countertop with sink and single lever Jado brass shower head
- Mirrored medicine cabinet
- Storage cupboard under sink
- Vacu-Flush head with separate pump
- Shower stall with glass door and single lever Jado brass shower head
- Select Bird's Eye Maple interior woodwork with wallpaper
- Mirror on forward wall
- Mirrored ceiling
- Halogen lighting with decorative switching (including light in shower)
- GFI Receptacle
- Draperies over portlight
- Stainless steel Elliptical portlight with screen
- Ventilating fan
- Jado brass towel bar and paper holder
- Vinyl floor covering

Guest Stateroom / Midship

- Large aromatic cedar-lined closet
- Select Bird's Eye Maple interior woodwork with wallpaper
- Large storage drawers under lower berth
- Draperies over portlight
- Halogen lighting with decorative switching and reading lamps
- Stainless steel Elliptical portlight with screen
- Carpet with underlay

Bridge

- Stidd double helm seat
- 12 Volt courtesy lighting
- High quality aluminum arch with inspection hatches and hinged for lowering
- Folding companion way hatch with latches and weather cover
- Folding hatch from Bridge to Cockpit
- Electronics console with weather cover
- Kobelt control station with hydraulic steering and instrumentation
- Tinted Plexiglas Venturi with stainless steel tube rail guards

Electrical

- Audio, temperature and oil pressure alarm systems
- Rolls 12 Volt 660 AH heavy duty true deep cycle house batteries
- (2) 8D-1400 Starting batteries
- 12 Volt 220 Amp, one 24 volt 65 amp alternator
- Generator starting battery
- Isolation transformer 120V/240V - ISO Boost
- 12 Volt 60 amp, (1) 24 volt 25 amp battery charger
- Electrical distribution and circuit protection panels
- New Inverter/Charger 2015
- New Transformer 2016
- DC Load/charge ammeters and DC voltmeter
- Semi-automatic switching AC electrical distribution and circuit protection panels with load balancing facility, AC voltmeter and two AC ammeters
- 12 Volt Halogen and 120 volt Fluorescent lighting
- 120 Volt duplex decorator outlets with CGFI receptacle in each head and Engine Room
- 12 Volt navigation lights and anchor light
- 12 Volt water pressure system with 30 gal. hot

Interior Equipment Upgrades

- Bird's Eye Maple wood interior throughout. (The only West Bay built with this interior)
- Custom Galley cabinetry to add counter space and storage
- Gaborator disposal in Galley sink
- Bird's Eye Maple front panels on refrigerator & trash compactor
- Installed additional lighting and accent lighting throughout
- Raised pedestal for dining table to accommodate storage access
- Custom furniture in the Salon
- Upgraded all fabrics and wall coverings throughout
- Upgraded carpets throughout
- Brass accent package including for fixtures in heads and door hardware
- Destroyer style wheel for Pilothouse helm
- Stidd high back helm seat at Pilothouse helm centerline
- Custom cabinetry and valances throughout
- Custom TV cabinets in Master and VIP Staterooms
- Upgraded flooring in heads
- Installed three zones of stereo equipment with independent controls
- Screen doors for the Salon to Cockpit aft entry doors
- CCTV for Engine Room and infrared camera for Aft Deck
- Dedicated WIFI-Cradlepoint
- Music Amp- base speakers, Bluetooth, remote & location volume controls

Exterior Equipment Upgrades

- Garmin 10" 7610 Multi-Function Display (Bridge) - 2016
- Garmin 12" 7612 Multi-Function Display (Pilothouse) - 2016
- Sirius XM Weather with XM Music (Pilothouse)
- 424 Open Array Radar (Pilothouse)
- Pair Walkie-Talkies
- (2) New ICOM VHF radio with built-in GPS (Bridge & Pilothouse) - 2016
- Garmin radar
- Raymarine GPS (Pilothouse)
- Northstar GPS
- (2) ICOM Radios
- Windshield
- Aft Cockpit stainless steel sink & faucet starboard side
- BBQ Electric Jenn-Aire port side
- Additional stainless steel handrails extended port & starboard
- (3) Removable stainless steel handrails on Swim Platform, N-shaped
- Hot & cold water pressure shower at Swim Platform
- Cockpit flood lights 12V
- Sun Screen for Wheelhouse front window, side doors, side windows (New 2012)
- Teak decking in the Cockpit

- 4-Zone reverse-cycle air conditioning with remote compressors
- Additional, 50 amp shore power connection
- Stainless steel vents on all Cockpit vertical hatches
- (2) Additional wing cabinet doors port and starboard wings
- (2) Hatches on Foredeck
- Stidd double helm seat on Flybridge centerline
- Upgrade to Sunbrella material on Flybridge settees, Stidd chair, table & console
- (2) Additional Karadon tables on Flybridge at settees
- (2) Additional Fluorescent lights in the Engine Room
- Destroyer style wheel for Flybridge helm
- New Bimini
- New fender cover
- New table cover

Hardware & Miscellaneous

- 2010 12'6" Nautica RIB Wide-body hard-bottom inflatable with console helm and a Yamaha 4-Stroke 40hp outboard engine
- Muir 3500 Hydraulic anchor windlass with controls at Bow Bridge and Wheelhouse (New Gearbox 2016)
- 125 CQR plow anchor
- 300 ft. 3/8" Galvanized chain
- Fiberglass pulpit with roller
- Stern staff
- (4) Bow, (2) stern and (4) springline cleats
- (4) 50 ft. 1" Super braid
- Fenders
- 12 Volt deck lighting
- Electrolysis bonding system
- Cabin and boot line feature stripes
- Hull bottom painted with quality anti-fouling paint; (4) coats of Interlux Miron CSC (2) red (2) black
- Anti-blister Interprotect 2000
- Stainless steel gunwale guards
- Stainless steel handrails and rail fittings
- Stainless steel and chromed brass hardware
- Dual electric horn
- Dual station trim tabs
- Exterior pressure water inlet
- Fore and aft fresh water wash-down, plus Flybridge
- Dockside telephone/television receptacle
- Port and starboard fuel deck fills
- Holding tank deck fitting

- (6) Interior fire extinguishers
- 3 inch stainless steel shafts

Propulsion

- (2) 4-Blade propellers
- Stainless steel propeller shafts with strong seals
- Hydrodynamic stainless steel struts with replaceable cutlass bearings
- Hydrodynamic stainless steel rudders and steering assembly with strong seals

Engine Room

- Twin CAT 3196 660 HP with troll & sync
- Full Caterpillar service completed to date
- New block heaters and intercoolers - 2016
- Northern Lights Generator 20kW
- Run silent exhaust system for the Northern Lights generator
- Battery set for the Inverter, 660 amp hours 12V
- Engine controls for Start/Stop in the Engine Room
- Inverter System - Xantrex 25 12V, New 2013
- New Holding Tank
- New Hot Water Heater
- Hydraulics Package to Include:
 - Muir Windlass 3500# at the bow
 - Keypower Bow Thruster 10"
 - Nick Jackson Low Profile Davit 1500#
 - Dual Hydraulic pumps (one per engine)
 - Dual Racor filters for the main engines
 - Oil Change Pump System for main engines, generator, and transmissions
 - High Water Bilge Alarm - audio and light alert
 - Additional water tanks 130 gal.
 - Bilge Pump warning lights on Flybridge & Wheelhouse
 - (2) 6" Engine Room blowers on thermostat
 - 2000 GPH automatic bilge pumps in each major compartment
 - Fireboy Halon (MA) fire extinguishing system
 - Fuel tank site gauges
 - Fuel tank crossover for port or starboard fueling
 - Fuel Filters for engines and generator
 - Bronze sea cocks on all below-waterline thru-hulls
 - 12 Volt Halogen lighting
 - Oil change pumps for main engines, generator and transmissions
 - Macerator pump and Y-valve

- Composite sound insulation doubled
- Water intake strainers for main engines and generator
- Vacuum bonded, solid core cell on bottom of hull
- Bilge ventilation with 12 volt fan forward
- Watermaker-Village Marine
- Tool box & Tools

Remarks

West Bay Shipyard is located in British Columbia, Canada. Over 90 of the 58' Series have been built and delivered between 1992 and 2005. West Bay's offer timeless lines and luxurious accommodations in a "world class" composite construction series build. Designed for ease of operation for family enjoyment, she represents one of the best values on today's market, for an entry level yacht. "WANDERLUST" was designed and built for a knowledgeable yachtsman. She has always been maintained and upgraded. It is hard to find a vessel of her quality and class in her price range. Easy to see at Marina Bay in Fort Lauderdale, FL.

Exclusions

Owner's personal items including: Some art work, personal effects, tools, kitchen ware, stemware, tableware; handheld navigation and communication aids including radios and binoculars. A detailed list will be provided at the time of sale, upon request.

Exclusions


Owner's personal belongings.

Disclaimer

The Company offers the details of this vessel or yacht in good faith but cannot guarantee or warrant the accuracy of this information nor warrant the condition of the vessel. A buyer should instruct his representatives, agents, or his surveyors, to investigate such details as the buyer desires validated. This vessel or yacht is offered subject to prior sale, price change, or withdrawal without notice.

PHOTOS

Aft Deck



Aft Deck / Salon Entry Doors




Aft Deck Seating



Salon




Salon



Salon



Galley



Galley



Galley



Dinette



Pilothouse / Helm



Pilothouse / Settee



Master Stateroom



Master Stateroom



Master Stateroom



Master Head




Laundry Center




VIP Stateroom




Guest Head




Guest Stateroom




Flybridge / Helm



Flybridge / Helm



Flybridge / Hatch



Flybridge / Seating



Flybridge / Seating



Cockpit Controls



Lazarette



Engine Room



Engines




Profile & Command Bridge



Upper & Lower Deck



Boat Deck-Tender



Bottom & Running Gear



Stern Showing Tender



CONTACTS

Andrey Shestakov, leading yacht broker of the sales department of Shestakov Yacht Sales Inc. Shestakov Yacht Sales Inc., the official representative of the Miami/Fort Lauderdale FL headquarters.

Contact details

Email: **andrey@shestakovyachtsales.com**

Web: shestakovyachtsales.com/en/

Telephones

USA: **+1(954)274-4435**

Office hours

Monday – Saturday: **9:00 - 21:00** EDT

Sunday: **closed**

Address



Harbour Towne Marina, 850 NE 3rd St, STE 213, Dania, FL 33004