

FISH ON — ALBEMARLE



Builder: ALBEMARLE

Year Built: 2003

Model: Sport Fisherman

Price: PRICE ON APPLICATION

Location: United States

LOA: 32' 0" (9.75m)

Beam: 11' 0" (3.35m)

Cruise Speed: 23 Kts. (26 MPH)

Max Speed: 28 Kts. (32 MPH)

Our experienced yacht broker, Andrey Shestakov, will help you choose and buy a yacht that best suits your needs **Fish On — ALBEMARLE** from **our catalogue**. Presently, at **Shestakov Yacht Sales Inc.**, we have a wide variety of yachts available on **our sale's list**. We also work in close contact with all the big **yacht manufacturers** from all over the world.

If you would like to buy a yacht **Fish On — ALBEMARLE** or would like help answering any questions concerning purchasing, selling or chartering a yacht, please call **+1(954)274-4435**

TABLE OF CONTENTS

TABLE OF CONTENTS	2
SPECIFICATIONS	5
Basic Information	5
Dimensions	5
Speed, Capacities and Weight	5
Accommodations	5
Hull and Deck Information	5
Engine Information	6
DETAILED INFORMATION	7
V Berth/Cabin	7
Galley	7
Head	7
Helm	7
Electronics	8
Cockpit	8
Tower	8
Machinery and Accessories	8
Remarks	9
Exclusions	9
Disclaimer	9
PHOTOS	10
Cabin	10
V-Berth	10
V-Berth	10
V-Berth with Upper Bunks	10
V-Berth	10
Galley	10
Head	10

Helm Deck	10
Helm Deck	11
Helm Deck	11
Helm Deck	11
Helm Deck	11
Helm Deck-Seating	11
Helm Deck-Seating	11
Cockpit	11
Cockpit	11
Cockpit	12
Cockpit	12
Cockpit	12
Cockpit	12
Cockpit	12
Cockpit	12
Cockpit	12
Cockpit	12
Tower Controls	12
Tower Controls	13
Tower Controls	13
Engine Room	13
Engine Room	13
Engine Room	13
Engine Room	13
Fish On	13
Fish On	13
Fish On	14
Fish On	14
Fish On	14
Fish On	14

Fish On	14
Fish On	14
Fish On	14
Fish On	14
Fish On	15
Fish On	15
CONTACTS	16
Contact details	16
Telephones	16
Office hours	16
Address	16

SPECIFICATIONS

Basic Information

Category: Sport Fisherman

Sub Category: Express

Model Year: 2004

Year Built: 2003

Country: United States

Dimensions

LOA: 32' 0" (9.75m)

Beam: 11' 0" (3.35m)

Speed, Capacities and Weight

Cruise Speed: 23 Kts. (26 MPH)

Max Speed: 28 Kts. (32 MPH)

Displacement: 17000 Pounds

Water Capacity: 30 Gallons

Fuel Capacity: 300 Gallons

Accommodations

Total Cabins: 1

Total Berths: 4

Total Heads: 1

Hull and Deck Information

Hull Material: Fiberglass

Engine Information

Engines: 2

Manufacturer: Yanmar

Model: 6LYASTP

Engine Type: Inboard

Fuel Type: Diesel

DETAILED INFORMATION

V Berth/Cabin

Located on forward bulkhead is access to anchor locker with built in shelves and rod holders. To Port and Starboard above are 8 rod holders. Just below the cushion of the V-berth is a lift up hatch to give access to added storage compartments. •(8) Over Head Rod Storage •(4) Incandescent reading lights •Anchor Locker •Storage under berth •Removable corian table with a filler cushion for lower berth •Large Hatch over berth •(2) Fold up pilot berths to make (4) single berths •Teak and Holly Sole •Toshiba TV •Access to full head •Bilge access/pump room •Access to battery switches •Air condition control panel

Galley

In the galley area you will find plenty of counter space with a microwave to port and pantry storage the floor is teak and holly. There is a isotherm refrigerator/freezer to port and (2) slide out drawers for added storage. Also to port is your AC/DC breaker panel, Freshwater sink and a functional port hole window for ventilation. To starboard is a cabinet perfectly suited for dry storage items.

•Whirlpool Microwave •Sony 12V Stereo •Freshwater sink (Hot/Cold) •Rule 1500 bilge pump (under sole) •AC Compressor •AC/DC Breaker panel •Drawer storage •Port hole window •Freshwater sink •Pantry storage •110V GFI Outlet

Head

•Jabsco freshwater electric head •Freshwater sink/shower •Exhaust blower •Port hole window •110V GFI Outlet •Towel Bar •Mirror •Fluorescent lighting •Toiletry storage

Helm

The well ventilated helm area is surrounded by a 5 panel enclosure with (3) U-Zip vented forward sections and two large U-Zip sections that roll up. The forward windshield also opens for added ventilation. There is a large bench seat to port with storage beneath. To starboard you will find the helm station with a Captain's helm chair. To starboard is another bench style seating with storage below. In the sole you will find your access to the engine room for your daily maintenance also the sole is operated by electric rams to give full engine room access. The open large panoramic view and clean line of site is definitely one of the key features of this boat. •(4) Recessed lights (1) is a red chart light •5 Panel enclosure •Stereo Speakers •Captains Helm Chair •Rod/Gaff

Storage •Electronics •Engine room access •Lots of storage •12V Outlet •Fire Extinguisher •Custom made seat covers (washable)

Electronics

•Garmin 2010C GPS, Plotter •1KW transducer •(2) Analog and digital engine displays
•Sony Radio remote control •Raymarine RL70 Radar •Ritchie Compass •Icom ICM-502 VHF •Engine Synchronizer •Stereo speakers •Trim Tabs •Running lights •Anchor Light
•Bilge pump switches

Cockpit

The large cockpit and Bluewater fighting chair highlight the fishing platform of this boat. To Starboard you will find a 75 gallon live well powered by a circulation pump. To Starboard and Port gunwale are your fresh and salt water outlets, (2) 110V 30 amp electric reel outlets. On the covering boards port and starboard are (6) mounted rod holders and a large transom mounted fishbone that is also plumbed as an additional livewell. To Port is a tackle center with a bait prep station on top with a freshwater sink and an additional live well below the cutting/bait prep area. In the center under the sole is your 300 gallon fuel tank with the fill mounted on the starboard side. In the sole is a large insulated fish box that lifts out to give access to your lazzerette area. Mounted on the transom is your aluminum ladder bracket with removable swim ladder. The hardtop carries an additional (6) Rod holders with a (2) Spreader lights. •(3) 75 gallon livewells
•Large insulated fish box •Lazzerette access •Tackle center •Fuel fill •(6) rod holders
•(6) Ladder mounted rod holders •(2) Electric reel outlets •Tuna/Swim transom door
•Removable swim ladder •Non-Skid Sole and cover boards •Bluewater fighting chair
•(3) Aft spreader lights •(2) Double spreader outriggers •Fortress anchor

Tower

•Engine controls •Engine Gauges •Garmin GPS •Compass •VHF •Trim Tabs •Storage compartment •Anchor light

Machinery and Accessories

•(2) Yanmar 300hp diesels with ZF gears •Oil change system (Gen, Gears, Mains)
•Batteries (recently replaced) (House and Mains) •Battery Isolator •Westerbeke 5KW generator •Fuel racors •(2) Electric actuators for helm sole lift •Rule 1500 gal/hr bilge pump •Fireboy Halon 1301 mod. 100cg fire suppression system •Battery charger
•Engine room blowers •Bonding •Anchor pulpit with electric winch •Navigation lights
•Horn

Remarks

“Fish On” Is a prime example of a heavily built tournament express with a huge cockpit and 3 livewells! She is equipped and ready to go to the Bahamas, the keys or wherever your journey may take you! There are 4 single berths in the air conditioned cabin with a Full head and shower. There is plenty of storage for all of your rods and tackle as well as personal gear. “Fish On” recently just received a new 3 sided enclosure as well as all new helm area seating. Engine service is up to date and generator just received a full service ensuring reliability for your extended trips. She is powered by her reliable and efficient 300hp Yanmar diesels which on average burn 15 gallons a day! The boat is very versatile and features a full tower with controls and a gps, a shallow 3’ draft to go anywhere, and a nice stable 11’ beam to keep you stable on rough days. Albemarle boats are one of the most sought after boats in its class making this boat no exception!

Exclusions


Owner's personal belongings.

Disclaimer

The Company offers the details of this vessel or yacht in good faith but cannot guarantee or warrant the accuracy of this information nor warrant the condition of the vessel. A buyer should instruct his representatives, agents, or his surveyors, to investigate such details as the buyer desires validated. This vessel or yacht is offered subject to prior sale, price change, or withdrawal without notice.

PHOTOS

Cabin



V-Berth



V-Berth



V-Berth with Upper Bunks




V-Berth



Galley



Head



Helm Deck



Helm Deck



Helm Deck



Helm Deck



Helm Deck



Helm Deck-Seating



Helm Deck-Seating



Cockpit



Cockpit



Cockpit



Cockpit



Cockpit



Cockpit



Cockpit



Cockpit



Cockpit



Tower Controls



Tower Controls



Tower Controls



Engine Room



Engine Room



Engine Room



Engine Room



Fish On



Fish On



Fish On



Fish On



Fish On



Fish On



Fish On



Fish On




Fish On



Fish On



Fish On



Fish On



CONTACTS

Andrey Shestakov, leading yacht broker of the sales department of Shestakov Yacht Sales Inc. Shestakov Yacht Sales Inc., the official representative of the Miami/Fort Lauderdale FL headquarters.

Contact details

Email: **andrey@shestakovyachtsales.com**

Web: shestakovyachtsales.com/en/

Telephones

USA: **+1(954)274-4435**

Office hours

Monday – Saturday: **9:00 - 21:00** EDT

Sunday: **closed**

Address



Harbour Towne Marina, 850 NE 3rd St, STE 213, Dania, FL 33004