

IMILOA — VOYAGE YACHTS



Судостроитель: VOYAGE YACHTS

Длина общая: 50' 0" (15.24m)

Год постройки: 2009

Макс. осадка: 3' 9" (1.14m)

Модель: Катамаран

Цена: ЦЕНА ЯХТЫ ПО ЗАПРОСУ

Местонахождение: United States

Купить **IMILOA — VOYAGE YACHTS** а также выбрать подходящую вам яхту из нашего **каталога яхт** вам поможет опытный яхтенный брокер Андрей Шестаков. На сегодняшний день компания **Shestakov Yacht Sales Inc.** имеет большое количество яхт в **собственном списке продаж**, а также тесно сотрудничает со всеми крупными **яхтенными производителями** по всему миру.

Для того чтобы купить яхту **IMILOA — VOYAGE YACHTS** а также проконсультироваться по любому вопросу связанному с покупкой, продажей, чартером яхт позвоните по телефону **+7(918)465-66-44**.

ОГЛАВЛЕНИЕ

ОГЛАВЛЕНИЕ	2
ХАРАКТЕРИСТИКИ	3
Обзор	3
Основная информация	11
Размеры	11
Скорость, вместимость и масса	11
Размещение	11
Корпус и палуба	12
Информация о двигателе	12
ФОТОГРАФИИ	13
КОНТАКТЫ	15
Контактная информация	15
Телефоны	15
Время работы	15
Адрес	15

ХАРАКТЕРИСТИКИ

Обзор

VOYAGE yachts discontinued production of the VOYAGE 500 in 2010, after masterfully crafting 40 of these beautiful, pure bred, blue water cruising catamarans. Since then, as more and more new designs come to market, the timelessness of the VOYAGE 500 seems to ring louder and louder...

IMILOA was the second to last Voyage 500 built, and her original owner spec'ed her to be an efficient, fast, and comfortable bluewater home.

Her tinted Velvaglio interior, Alcantara ceiling, sand colored countertops, and teak look flooring bring a warmth that perfectly balances with her sunlit and open living arrangements.

Imiloa has received the best of care since new and will be found in totally turn key condition, with less than 1000 hours on engines and genset, an 1800 GPD water maker, solar and wind, washer/dryer, full electronics, the works!

You will not find a better looking, better equipped, better performing, or better built catamaran in this size and price range anywhere.

Boat Name IMILOA Dimensions LOA: 50 ft 0 in LWL: 47 ft 0 in Maximum Draft: 3 ft 9 in Displacement: 22660 lbs Bridge Clearance: 68 ft 0 in Headroom: 7 ft 0 in Engines Engine 1: Engine Brand: Yanmar Engine Type: Inboard Engine Hours: 975 Propeller: Folding propeller Drive Type: Sail drive Engine Power: 56 HP Engine 2: Engine Brand: Yanmar Engine Type: Inboard Engine/Fuel Type: Diesel Engine Hours: 975 Propeller: Folding propeller Drive Type: Sail drive Engine Power: 56 HP Tanks Fresh Water Tanks: Fiberglass (210 Gallons) Fuel Tanks: Plastic (132 Gallons) Holding Tanks: Fiberglass (60 Gallons) Accommodations Number of twin berths: 1 Number of double berths: 3 Number of cabins: 3 Number of heads: 4

2009 VOYAGE 500 IMILOA - WALKTHROUGH, EQUIPMENT, & UPGRADES

Layout and Accommodations:

3 cabin/3 head OWNER'S layout with additional single pilot berth

Large salon and galley up

Fully air-conditioned

VESSEL WALKTHROUGH

IMILOA can be boarded by lifeline gates on either side, or from the aft via the wide sugar scoops, which lead to the full beam teak swim/dive platform. The dive platform features dive tank/gear lockers port and starboard that can accommodate up to 8 scuba tanks, and a central locker in the aft coaming with salt/freshwater washdown and room for more gear. The aft crossbeam of the platform supports the SS barbeque on its stand which is connected to the vessels LPG system. Chocks mounted on the crossbeam also support the dinghy while underway.

Engine room access on aft decks through large Lewmar hatches either side of platform

There is a walkthrough in the aft coaming to access the spacious and functional cockpit

COCKPIT FEATURES:

- Full fiberglass hardtop with sliding hatch over helm, supported by fiberglass arch aft.
- New windscreen in 2014 with opening zipdown vents port and starboard.
- Canvas/isinglass dodger extensions connect windscreen to canvas side curtain/sunshades
- Full width aft cockpit SOLTIS sunshade with zipout for walkthrough, rolls neatly under hardtop extension.
- Helm is to starboard with double helm seat and full electronics package.(see electronics list below)
- Helm location offers protection from elements, excellent visibility of all four corners of the boat, and easy communication with guests and crew in cockpit, salon, and galley.
- Leather wrapped SS wheel with Edson wheel lock.
- 3 Canvas winch/sheet/gear pocket bags
- 4 ANDERSEN electric winches and all sail control lines led to cockpit
- Portside is large dining table with seating for 10.
- Sunbrella seat cushions
- 3 large gear lockers under seats, 4 in cockpit floor
- Opening hatch outboard of helm for access to pilot berth
- Port and starboard lounging areas outboard of cockpit

Double aluminum sliding glass doors lead to the bridgedeck cabin with Sea Sand Alcantara headliner. Teak synthetic flooring, and tan Velvagio walls are featured throughout all cabins. These designer touches give IMILOA a warm and inviting feel unlike any other Voyage 500

The galley is located to port, the salon and nav station to starboard.

8 cabin house fixed windows with textaline sun covers provide 360 degree views.

2 opening hatches on the forward windows and four overhead with OceanAir screens and shades provide excellent ventilation.

SALON FEATURES:

- Alcantara upholstered L- shaped settee with over 12' of sitting room for comfortable lounging, with designer pillows.
- LED reading lights
- Dimmable LED overhead lights
- Custom seat covers for salon cushions
- Storage under settee
- Bookshelves and sliding storage cabinets behind settee
- Salon cocktail height table with solid surfacing and wood trim, base is interchangeable with cockpit dining table.
- 2 portable stools for nav station, salon table, or additional outside seating
- Bar height solid surface counter with 3 fixed sunbrella upholstered stools
- Bottle storage locker under bar counter
- Ventilation/escape hatch with teak grid
- Hella 12v 2 speed fan

GALLEY FEATURES:

- Front-opening refrigerator, 12V air cooled ADLER/BARBOUR on aft bulkhead
- Top opening freezer w/ twin 12V air or water cooled ADLER/BARBOUR compressors (near the bar)
- Top-opening spillover cooler (galley counter)
- Digital thermostats
- 4-Burner Alpes-Inox stainless steel drop in propane range and separate Alpes-Inox Stainless Steel oven with grill. Electric ignitons
- Gas control panel with separate switches for galley and BBQ.
- Gas and CO detector with auto shutoff
- Twin round stainless steel sinks and additional recessed dish drainer.
- Single lever SS faucet for sink and pull out sprayer for drainer.
- Solid surfacing countertops port and starboard with wood trim and SS rails and fiddles.
- 2 Sliding door lockers for galleyware.
- Appliance station with fiddles and 110v outlets at forward end of bar for toaster, blenders, etc.
- Microwave oven cabinet under counter.
- 2 large cutlery drawers.
- 5 under cabinet lockers.
- Hella 12v 2 speed fan

NAVIGATION STATION FEATURES

- Top opening chart table with solid wood top and stool
- Sliding door locker forward of table
- Small cabinet to port with shelf
- Genset control panel
- Mastervolt touch screen inverter/charger panel
- Satphone handset
- 12v and 110v electric panels
- 12v and 110v plugs
- Dimmers and switches for cabin and cockpit lights
- Interior electronics (see electronics list below)
- LCD TV with DVD player
- Access panels for electrics and steering
- Large storage locker with shelf to port of nav station

Steps from the salon lead to the STARBOARD HULL, which is entirely devoted to the Owner's cabin.

OWNER'S CABIN FEATURES:

- Owner's berth is forward athwartships and is a full king size berth with alcantara headboards.
- Teak synthetic flooring
- Bookshelf and TV shelf
- Remote switch for overhead cabin lights
- Twin reading lights with dimmers
- Two overhead hatches with OceanAir screens and shades
- Two opening ports
- AC control
- Hella 12v 2 speed fan
- Walk-in closet with shelves and mirrored door forward

Moving aft to the midship area are a large clothes storage cabinet on the inboard side and opposite is a dressing seat with Alcantara cushion and storage bin underneath. Further aft is the office area, with a large solid surface desk, bookshelves, and another upper storage cabinet on the inboard side. Opposite the desk is a solid surface shelf with SS fiddles and 3 large storage cabinets with shelves underneath.

Aft of the office and companionway steps is the Owners head.

OWNER'S HEAD FEATURES

- Solid surfacing counters throughout with integral sink.
- Twin toiletry cabinets
- Mirror door above sink provides access to pilot berth.

- Counter on outboard side with two cabinets with shelves under
- Two cabinets under sink
- Jabsco electric toilet with freshwater supply
- Splendide ventless washer dryer (2015) in forward upper cabinet, with laundry cabinet underneath
- Walk in in shower with frosted plexiglass door, teak seat, shelf and cabinet.
- Overhead hatch, and two opening ports

The PILOT BERTH cabin features access through the overhead hatch in the cockpit or through the Master head. It is equipped with a large twin mattress, lights, fan and storage locker. A shelf runs along the inboard side with access to the starboard side battery bank. This cabin makes a perfect sleeping area for the offwatch crew on passage as it is very close to the helm. It also lends itself as a voluminous “garage” for spares and stores.

The PORT HULL features two private guest cabins with ensuite heads, one forward and one aft. Amidship, a day head located inboard has been converted to a spacious pantry and storage area. This could easily be returned back to a head if desired. Forward of the pantry are upper and lower linen storage lockers inboard, and a set of shelves outboard.

GUEST CABIN FEATURES:

- Full Queen berths running fore and aft with Alcantara headboards
- Ensuite heads with freshwater electric toilets, cabinets, sinks and showers.
- Dressing seats with Alcantara cushions and storage bins underneath
- Multiple clothes storage cabinets and hanging lockers
- Bookshelves at foot of berths
- Twin reading lamps with dimmers
- Overhead lights
- Teak synthetic flooring
- AC controls
- Hella 12v fans

FORWARD DECK FEATURES:

- SS bow pulpits with teak seats
- Teak centerline walkway to forward crossbeam
- Black offshore 3/8” coated open polyester mesh trampolines by Sunrise Yacht Products 2015.
- Dedicated LPG locker
- Quick windlass and chain locker with fresh/salt water washdown
- 40 kg Delta anchor with 200' galvanized 3/8” chain
- Fortress anchor F37 with 10' chain (secondary anchor)
- Spare Bruce anchor and rode

- Twin bow rollers, one with SS tipper
- Large bow lockers with Lewmar hatch in each hull.
- Deck locker with fuel tank access, spare anchors and rode, etc.

DECK and HULL EQUIPMENT

- Double guard wires with gates
- Grab rails on coach roof
- Pushpits on stern with brackets for life ring buoys and overboard lights
- Stanchions and stanchion bases
- Swim ladder starboard
- Water stays attachment points for bow sprit
- BBQ – propane gas supply, quick coupler with hose, solenoid switch and stainless steel post
- (8) Reflective laminated safety glass windows
- (11) LEWMAR port lights
- (15) LEWMAR hatches
- Stainless steel deck latches
- Ventilation/escape hatch with teak grid
- Traveller arch
- Telescopic boom derrick for hauling dinghy onto dive platform
- Integral exit sheave on mast and jammer at winch
- Boom lights
- Anchor bridle with SS chain and hook for anchoring
- Dock lines and fenders
- (8) Aluminum mooring cleats
- Tracks, cars, jammers and blocks

2014 11' Highfield Aluminum RIB with 15hp 4 stroke Yamaha OB

ELECTRONICS and NAVIGATION

- Standard Horizon VHF Radio with DSC & AIS interfaced to plotter
- RAYMARINE ST60 Tridata & Wind
- RAYMARINE ST6001. Autopilot with WHITLOCK rotary drive, active Heading Sensor Type 150G. Corepack with Rate Gyro and AST
- Radar/GPS/Chart Plotter – Raymarine 4kw radar with E120 multifunction display at helm and E80 repeater at nav station
- Backup Raymarine A70b GPS/chart plotter at nav station
- Iridium 9505 Satellite phone with Beam docking system and handset
- Icom M802 SSB with AT 140 tuner and KISS antenna
- ACR EPIRB
- Ritchie Compass
- LCD TV with DVD player
- Sony stereo system, new cockpit speakers 2015

- WIRIE WiFi Booster/wireless router

ELECTRICAL and PLUMBING

Electrics:

- Northern Lights- 6 KW generator in sound shield. - 900 hours. Full service and exhaust elbow replaced with SS elbow 2015
- 4 Solarworld 85 solar panels and regulator
- D400 wind generator on dedicated mast on port aft hull.
- Master Volt inverter/charger 12/4000/200 with touchscreen control panel at nav station
- 2 small inverters at nav station and owners office wired to 110v outlets for device charging
- 12v outlets at office, nav, and helm.
- Interior 110v outlets: 4 in salon, 1 in each cabin
- LINK 2000 battery management system
- (2) 160A AMPLE alternators with SMART multi-stage regulators
- (2) Engine start batteries (12V) @ 65 AH new 2014
- Ships load battery banks (12V) AGM 800AH new 2014
- Battery isolator switches
- Galvanic isolator
- AC shore cable socket and cord
- Air conditioning shore power socket and shore/generator selector
- Air conditioning : (3) 8000BTU Marineair unit (shore power/auxiliary power)
- DC and AC Circuit breaker panel at nav station with ammeters
- LED Ceiling lights with dimmers
- LED Cockpit lights with dimmer
- Bicolor overhead light at helm
- Deck light
- Spreader lights
- Lazarette and engine compartment light

Plumbing:

- Watermaker – Sea Recovery Aqua Whisper 1800 GPD, with remote control, charcoal filter, fresh water flush
- (2) Freshwater pumps
- (2) Black water systems with manual and deck pumpouts. and holding tanks
- (2) Manual bilge pumps
- (2) Water heaters 30 liters
- (4) Automatic electric bilge pumps
- (5) Grey water systems
- Pressurized hot and cold deck shower, self draining
- All heads upgraded to Jabsco Silent Flush (electric fresh water)

ENGINE and MECHANICAL

- 56 hp freshwater-cooled YANMAR diesel engines with sail drives and Flexofold propellers. Complete engine and sail drive service including all sail drive seals and clutches 2015
- Instrument panels with engine-hour meters
- Fireboy automatic fire suppression system with helm indicators
- Racor primary fuel filters with Parker pressure gauges for engines and genset.
- Fuel line emergency shutoffs in fwd lockers
- High pressure fuel line
- Sound insulation
- Fuel and water tank gauges

SAILS and RIGGING

- 7/8th fractional rig
- Anodized aluminum mast triple spreaders, boom, cross beam
- Navigation lights mast head anchor/ tri-color and all rail lights Aqua Signal Series 32 LED. New bow rail lights 2015
- (2) Reefing lines
- (2) Luff pendants
- Fully battened main with large roach, (3) reef points, 11.9 oz high modulus cross-cut Dacron
- 2-ply Leech
- Furling Genoa with foam luff and UV cover, 8.3 oz high modulus cross-cut Dacron
- HARKEN battcar system for mainsail
- New Mackpack mainsail stowage pack with lazy jacks 2016
- PROFURL genoa roller furler
- Bowsprit with furling Code 0 – with tack outhaul and jammer on bow sprit
- Harken stand-up blocks for Code 0 sheets
- Spinnaker with ATN dousing sock,
- Winches – all 4 Andersen electric, 2 on coachroof, 2 in cockpit
- Dedicated dinghy lift halyard also acts as spare main halyard.
- All sails inspected and serviced by Doyle Sails 2014-15

ADDITIONAL INFORMATION

- Antifouling over epoxy-based osmosis barrier completed at factory
- Closed-cell PVC foam core, vacuum bonded for stiffness, strength and minimal weight
- Forward watertight compartments with horizontal bulkheads
- Hand laid-up GRP construction using multilayers of Quadraxial glass roving, isophthalic
- Orthophthalic polyester resin and other high-grade material

- Low aspect reinforced keels
- Marine ply and balsa core on critical structure bulkheads for added strength and stiffness
- Reinforced fitting areas for cleats and chain plates
- Skeg supported rudders
- Bottom paint, Micron 66 August 2015

Основная информация

Тип судна: Катамаран

Модельный год: 2009

Год постройки: 2009

Страна: United States

Размеры

Длина общая: 50' 0" (15.24m)

Длина по ватерлинии: 47' 0"
(14.33m)

Макс. осадка: 3' 9" (1.14m)

Трапы: 68' 0" (20.73m)

Скорость, вместимость и масса

Водоизмещение: 22660 Pounds

Вместимость воды: 210 Gallons

Вместимость сточного бака: 60
Gallons

Объем топливного бака: 132
Gallons

Размещение

Всего кают: 3

Корпус и палуба

Материал корпуса: Fiberglass

Информация о двигателе







Двигатели: 2


Производитель: Yanmar

Тип двигателя: Inboard

Тип топлива: Diesel

ФОТОГРАФИИ





КОНТАКТЫ

Андрей Шестаков (Andrey Shestakov) – ведущий яхтенный брокер отдела продаж яхт и судов компании Shestakov Yacht Sales Inc. Официальный представитель Shestakov Yacht Sales Inc. для русскоговорящих клиентов в центральном офисе компании в Майами/Форт Лодердейл/Флорида/США.

Контактная информация

Email: **andrey@shestakovyachtsales.com**

Web: **shestakovyachtsales.com**

Телефоны

Краснодарский край: **+7(918)465-66-44**

США, Майами, Флорида: **+1(954)274-4435**

Время работы

Понедельник – Суббота: **9:00 - 21:00** EDT

Воскресенье: **Закрето**

Адрес



Harbour Towne Marina, 850 NE 3rd St, STE 213, Dania, FL 33004