

## WASTE N AWAY — RAMPAGE



**Builder:** RAMPAGE

**Year Built:** 2001

**Model:** Sport Fisherman

**Price:** PRICE ON APPLICATION

**Location:** United States

**LOA:** 38' 0" (11.58m)

**Beam:** 13' 9" (4.19m)

**Min Draft:** 3' 6" (1.07m)

**Cruise Speed:** 21.72440605 Kts. (25 MPH)

Our experienced yacht broker, Andrey Shestakov, will help you choose and buy a yacht that best suits your needs **Waste N Away — RAMPAGE** from **our catalogue**. Presently, at **Shestakov Yacht Sales Inc.**, we have a wide variety of yachts available on **our sale's list**. We also work in close contact with all the big **yacht manufacturers** from all over the world.

If you would like to buy a yacht **Waste N Away — RAMPAGE** or would like help answering any questions concerning purchasing, selling or chartering a yacht, please call **+1(954)274-4435**

# TABLE OF CONTENTS

TABLE OF CONTENTS	2
SPECIFICATIONS	5
Overview	5
Basic Information	5
Dimensions	5
Speed, Capacities and Weight	5
Accommodations	6
Hull and Deck Information	6
Engine Information	6
DETAILED INFORMATION	7
Vessel Walkthrough	7
Salon	7
Galley	8
Master Stateroom	8
Head	8
Engine Room and Mechanical Equipment	8
Electronics and Helm Controls	9
Cockpit and Helm Deck	9
Broker's Comments	10
Exclusions	10
Disclaimer	10
PHOTOS	11
Starboard Profile	11
Port Profile	11
Port Profile	11
Stern Profile	11
Salon Seating - Converts to Double Berth	11
Salon Companionway	11

---

Galley	12
Galley Refrigerator and Microwave	12
Master Stateroom Berth	12
Master Stateroom Entry	12
Electrical Panel	12
Head and Shower	12
Upper Helm	12
Helm Deck Guest Seating	12
Helm Deck Seating Port	13
Helm Deck Seating Starboard	13
Lower Helm and Electronics	13
Helm-Engine Hour Meters	13
Electronics-RayMarine HD-Open Array	13
Cockpit Bait Prep	13
Cockpit Forward	13
Cockpit from Tower	13
Cockpit Layout	14
Cockpit Port Fishbox	14
Cockpit Tackle Station and Bait Prep	14
Cockpit Underway	14
Cockpit Well	14
Hull-Tower	14
Hull-Underway	14
Engine Room Forward	14
Engine Room-Port Main	15
Engine Room-Starboard	15
CONTACTS	16
Contact details	16
Telephones	16

---

---

Office hours	16
Address	16

---

# SPECIFICATIONS

---

## Overview

---

This is a GREAT opportunity on what has to be the best bang for the buck out there in the mid-size diesel express market. If you've been looking at Cabos, Tiaras, Albemarle or similar models, then you need to strongly consider the value of a Rampage and save yourself \$100,000 or more! "Waste-N-Away" is turn-key, very well-equipped for fishing and cruising (with such options as upgraded electronics, helm AC, tower) and her TWO-BOAT OWNER is ready to move on. Make an appointment- this one will not sit on the market long.

## Basic Information

---

**Category:** Sport Fisherman

**Sub Category:** Express

**Model Year:** 2002

**Year Built:** 2001

**Country:** United States

## Dimensions

---

**LOA:** 38' 0" (11.58m)

**Beam:** 13' 9" (4.19m)

**Min Draft:** 3' 6" (1.07m)

## Speed, Capacities and Weight

---

**Cruise Speed:** 21.72440605 Kts. (25 MPH)

**Displacement:** 25000 Pounds

**Water Capacity:** 90 Gallons

**Holding Tank:** 30 Gallons

**Fuel Capacity:** 400 Gallons

---

## Accommodations

---

**Total Cabins:** 1

**Total Berths:** 2

**Sleeps:** 4

**Total Heads:** 1

---

## Hull and Deck Information

---

**Hull Material:** Fiberglass

---

## Engine Information

---

**Engines:** 2

**Manufacturer:** Yanmar

**Model:** 6CXM-GTE

**Engine Type:** Inboard

**Fuel Type:** Diesel

---

# DETAILED INFORMATION

---

## Vessel Walkthrough

---

The Rampage 38 Express has been designed and solidly built specifically to handle rough weather. The core of the hull features double bulkhead construction providing superior durability and insulating qualities. The center console helm is hinged for easy access to wiring and features full instrumentation with plenty of room for today's electronics, a high windshield with an electrically actuated center-vent, and spacious L-shaped seating.

This boat has great fishability with two giant fish boxes, a custom 55-gallon baitwell, and a swing-out transom door with top lid. Two built-in tackle centers offer a total of eight, large slide-out storage drawers with adjustable dividers, gasketed and lockable covers, a molded fiberglass sink with spray nozzle, a cutting board and a cooler box. The 38 Express is also quick to plane thanks to her efficient 19-degree deep-V hull. With a 400-gallon fuel capacity, this boat offers excellent cruising range. A power actuated engine hatch makes engine inspections and service easy, and features double electric rams, a full fiberglass liner, and diamond plate flooring.

Below decks, the 38 Express features cherry wood finish and high-end hardware throughout; a U-shaped dinette that converts to a second double berth; a spacious and comfortable forward double V-berth with rod storage; a well-equipped galley with stainless steel sink, refrigerator, microwave/convection oven and ample storage; and a full-sized head featuring a tile floor, a separate standup shower with circular door, and a built-in vanity with sink, and storage.

## Salon

---

- 7' Headroom
- Double pedestal hi-lo tables
- U-shaped lounge converts to double berth
- Rod storage
- Interior cherry wood joinery and finished w/satin varnish
- Four opening ports w/designer blinds & screens
- Premium quality latches used on ventilated cabinet doors & drawers
- Skylight
- Vertical locker w/curved acrylic door & storage shelves
- Stereo w/four speakers/remote
- CO2 Monitor
- TV

---

## Galley

---

- Two burner electric stove
- Microwave oven
- Refrigerator, AC/DC w/top freezer
- Custom solid surface counter top
- Positive gold latches used on ventilated cabinet doors & drawers
- Stainless steel deep sink w/cutting board
- Coffee maker
- Lighted trophy rod cabinet

---

## Master Stateroom

---

- Diagonal double berth
- Hanging locker, lighted & cedar lined
- Positive gold latches used on ventilated cabinet doors & drawers
- Rod storage
- Overhead storage & TV area
- CO2 Monitor
- Under-berth storage area
- Forward mirror
- TV

---

## Head

---

- Vacuflush head w/holding tank & pump out
- Custom arched solid cherry door w/gold lock set
- Solid surface counter top
- Custom cherry framed mirror
- Custom vanity w/storage cabinet
- Opening port w/screen
- Shower stall w/custom circular acrylic door
- Y-valve, Macerator, Overboard discharge

---

## Engine Room and Mechanical Equipment

---

- Twin Yanmar 6CXM-GTE diesels, 465 HP each
- Onan 9KW Generator
- Electronic controls w/engine synchronizer
- Air conditioner/heater, Helm deck
- Inlet, water, dockside



- Oil change system
- Retractable shore power cord (50 amp)
- Windlass w/anchor chain & line/remote
- Fire retardant fuel lines
- Engine fiberglass liner
- Bilge pumps 5-12 volt automatic/manual (two high water)
- Bonding system w/transom zinc plate
- Double engine room bulkhead w/polyurethane foam sound insulation
- Double stainless steel hose clamps on all through hull hose fittings
- Double stainless steel T-clamps on engine exhaust hoses
- Fuel filters w/water separators
- Certified 5052 marine aluminum fuel tanks
- Fuel tank valves
- Holding tank (30 gal.)
- Batteries 8Ds deep cycle (New 2016)
- Stuffing boxes, dripless lip seal type w/crossover
- 12 gal. hot water heater
- Propeller shafts, high strength stainless steel (Propspeed applied)
- 4-blade Nibral propellers (New 2016, Propspeed applied)
- Bronze rudders (Propspeed applied)
- Bronze struts
- Recessed trim tabs

---

## Electronics and Helm Controls

---

### Lower Helm:

- Raymarine C120W (Qty 2) Chart/GPS/HD Radar Monitors (updated)
- Raymarine Ray 218 VHF (updated)
- Simrad AP11 autopilot control
- ACR Spotlight joystick control
- TwinDisc EC200 electronic controls
- Faria Engine Instrumentation
- Clarion Stereo/CD Remote

### Upper Helm:

- Raymarine C90W Chart/GPS/Radar (updated)
- TwinDisc EC200 Power Commander Controls
- ACR Spotlight joystick control
- Engine tachometer

---

## Cockpit and Helm Deck

---

- 55 gal. custom bait well
- Fresh water washdown (Port side)
- Salt water washdown (Starboard side)
- Tackle center w/drawers, lockable
- Center helm console, tilt out for access
- L-shaped portside lounge w/forward facing companion seats
- Sliding bi-fold hatch
- Battery disconnect switches (port & starboard)
- Ice maker 110V (helm deck, currently inop)
- Aluminum reinforcing plate installed for mounting fighting chair
- Ice boxes port & starboard
- Courtesy lighting under gunwales & helm deck overhang
- Fishboxes in deck (two) w/macerator pump-out system
- Gunwale padding, high density foam, white vinyl covered, removable
- Hatches, lazarette & fishboxes (Two)
- Rod holders (Four)
- Self-bailing cockpit scuppers, center under cockpit sole track drain system
- Transom door w/top gate, heavy duty self-locking stainless latch
- Fuel tank inspection access hatch
- Removable aft deck box w/bilge access under
- 100 sq. ft of usable cockpit area
- Aft deck hawse pipes w/cleats under
- Stainless steel, electro polished helm wheel
- Hydraulic steering w/tilt helm
- Tilt-out helm for easy access to wiring & electronics

---

## Broker's Comments

Gret value-two boat owner who wants boat one ASAP

---

## Exclusions

Owner's personal belongings.

---

## Disclaimer

The Company offers the details of this vessel or yacht in good faith but cannot guarantee or warrant the accuracy of this information nor warrant the condition of the vessel. A buyer should instruct his representatives, agents, or his surveyors, to investigate such details as the buyer desires validated. This vessel or yacht is offered subject to prior sale, price change, or withdrawal without notice.

---


# PHOTOS

---

**Starboard Profile**



**Port Profile**




**Port Profile**



**Stern Profile**



**Salon Seating - Converts to Double Berth**



**Salon Companionway**



**Galley**



**Galley Refrigerator and Microwave**




**Master Stateroom Berth**



**Master Stateroom Entry**




**Electrical Panel**




**Head and Shower**



**Upper Helm**



**Helm Deck Guest Seating**



**Helm Deck Seating Port**



**Helm Deck Seating Starboard**



**Lower Helm and Electronics**



**Helm-Engine Hour Meters**




**Electronics-RayMarine HD-Open Array**



**Cockpit Bait Prep**



**Cockpit Forward**



**Cockpit from Tower**



**Cockpit Layout**



**Cockpit Port Fishbox**



**Cockpit Tackle Station and Bait Prep**



**Cockpit Underway**




**Cockpit Well**




**Hull-Tower**




**Hull-Underway**



**Engine Room Forward**



### Engine Room-Port Main



### Engine Room-Starboard



# CONTACTS

---

Andrey Shestakov, leading yacht broker of the sales department of Shestakov Yacht Sales Inc. Shestakov Yacht Sales Inc., the official representative of the Miami/Fort Lauderdale FL headquarters.

## Contact details

---

Email: **andrey@shestakovyachtsales.com**

Web: [shestakovyachtsales.com/en/](http://shestakovyachtsales.com/en/)

## Telephones

---

USA: **+1(954)274-4435**

## Office hours

---

Monday – Saturday: **9:00 - 21:00** EDT

Sunday: **closed**

## Address

---



Harbour Towne Marina, 850 NE 3rd St, STE 213, Dania, FL 33004