

BARBARA SUE II — OUTER REEF YACHTS



Builder: OUTER REEF YACHTS

Year Built: 2015

Model: Motor Yacht

Price: PRICE ON APPLICATION

Location: United States

LOA: 82' 0" (24.99m)

Beam: 21' 0" (6.40m)

Max Draft: 5' 6" (1.68m)

Our experienced yacht broker, Andrey Shestakov, will help you choose and buy a yacht that best suits your needs **BARBARA SUE II — OUTER REEF YACHTS** from **our catalogue**. Presently, at **Shestakov Yacht Sales Inc.**, we have a wide variety of yachts available on **our sale's list**. We also work in close contact with all the big **yacht manufacturers** from all over the world.

If you would like to buy a yacht **BARBARA SUE II — OUTER REEF YACHTS** or would like help answering any questions concerning purchasing, selling or chartering a yacht, please call **+1(954)274-4435**

TABLE OF CONTENTS

TABLE OF CONTENTS	2
SPECIFICATIONS	3
Overview	3
Basic Information	22
Dimensions	22
Speed, Capacities and Weight	23
Accommodations	23
Hull and Deck Information	23
Engine Information	23
PHOTOS	24
CONTACTS	29
Contact details	29
Telephones	29
Office hours	29
Address	29

SPECIFICATIONS

Overview

BARBARA SUE II is one of the most highly customized yachts Outer Reef has built and truly reflects the highest quality and sea keeping ability in her class. With over \$590,000 in interior décor and factory upgrades, BARBARA SUE II is one of the most customized yachts Outer Reef has built to date. With \$250,000 in navigation and Audio visual equipment, she is state of the art, with many systems still under manufacturer's warranty. Every door hinge and latch was upgraded, and a custom mix of teak and wenge wood throughout makes BARBARA SUE II an instant classic. WALKTHROUGH

Boarding BARBARA SUE II is just an easy step onto the built-in teak swim platform and through the centerline boarding gate into the sport cockpit with teak combing and decking. Under the cockpit sole is ample storage and access to the running gear. The cockpit also has side boarding gates for boarding the boat and makes tender boarding and offloading a snap. Special bollards were placed on the corners of the cockpit for towing a larger tender. There is also a watertight transom door leading down to the spacious crew quarters and stairs port and starboard going up to the generous aft deck.

Stepping onto the aft deck, one can't help but feel the spaciousness and entertaining possibilities. Boarding gates are to port and starboard along with a built in fiberglass stairway to the boat deck and a large cabinet with custom honed granite countertop to port. The cabinet houses a U-Line fridge/freezer unit and storage, including a pull-out trash can, power receptacles and a TV jack. Wing doors to port and starboard give the ability to limit breeze coming down the side of the boat on the aft deck for the cooler days and nights. The custom designed high glossed teak aft deck table slides towards the built in settee, with storage lockers on each side, for ease of dining.

Upon opening the sliding door to the salon, the first thing noticed is the open layout from the salon through the galley and pilothouse. Custom ordered Suede Buffalo by Edelman Leather wraps the cushions on the built in settee to port and is accompanied by the Distressed Walnut flooring by Garrison.

The teak and wenge trimmed entertainment cabinet houses a 46" Samsung LED TV on a rotating lift. The AV cabinet houses part of the hi- tech AV system that includes surround sound in the salon and the ability to play music throughout the entire boat in "party" mode or individual zones. To starboard is a built-in stairway to the crew with Bolon inserts and wenge handrail. Antique wall sconces on dimmers provide lighting along with the upgraded overhead lighting also on dimmers. The forward starboard corner of the salon features a granite bar area with glass storage

Moving forward from the salon into the galley to starboard is a day head with designer

sink and faucet along with granite flooring. There is an electric partition between the galley and the salon to provide privacy if desired. The open galley boasts great volume and has granite countertops with an oversized center island with honed granite and storage underneath. The Blanco Silgranite sink with Newport Brass faucet and side spray face the salon with under-counter KitchenAid trash compactor and Bosch dishwasher. The galley counter extends along the port side of the galley with a KitchenAid cooktop, oven, and overhead KitchenAid microwave. Starboard and forward of the day head is a double door KitchenAid refrigerator with custom wood panels with matching custom hardware seen through the boat. Just forward of the refrigerator is a slide out pantry and beautiful teak stairway with wenge handrail to the fly bridge. Under the stairway is a U-line wine cooler.

The pilothouse is open to the galley as features a settee to port with a full helm station with up to date navigation electronics and controls for the boat. There are also port and starboard wing doors to access the covered walkaround teak side decks. To starboard of the helm station is a stairway with Bolon inserts down to the accommodation level.

Coming from the pilothouse down the stairs you will notice a large, open landing with access to the 3 guest staterooms. Forward is the VIP stateroom with a queen berth with drawer storage under and wenge accented bookshelves on the hull sides and cedar hanging locker to port. To port is the ensuite head and shower with granite counters and flooring. The custom Distressed Walnut flooring continues throughout the VIP stateroom.

Moving aft from the VIP stateroom and to port is the second guest stateroom with twin berths with overhead cabinets and nightstand between berths. There is also a cedar lined hanging locker and ensuite head and shower with granite floors and countertops.

Moving aft and through double doors lies the master stateroom with a king size berth and storage underneath. To port is a small settee and a hanging cedar locker. To starboard is a bank of drawers for clothes. The stateroom is a beautiful combination of teak with wenge trim. Accessed from the forward, starboard corner of the stateroom is the laundry center with custom counter top and Bosh washer and dryer. The aft starboard corner of the master has a large walk in cedar locker with safe and engine room access. On the starboard side lies the master head with soaking tub, sink and vanity, head, and granite lined shower.

The crew quarters is accessed through the engine room, salon stairway, or transom door in the sport cockpit. The crew was decorated with the same custom flooring and hardware found in the rest of the boat and features a second set of Bosch washer and dryer, galley with L-shaped settee, stateroom with two twin berths, and a separate head and shower. The crew can also be used as an extra guest stateroom since the fit and finish is on par with the rest of the interior.

The fly bridge can be accessed either from the pilothouse or the aft deck.

Teak decking highlights the spacious flybridge which stands out as one of the best places on the yacht. There is L-shaped seating both port and starboard with hi-gloss teak tables on sliders for outdoor dining and drinks. The forward helm station has great visibility and houses a full complement of navigation and communication equipment. Overhead speakers provide just the right amount music for any atmosphere.

Just aft of the starboard settee in an outdoor galley with honed granite countertop, sink, 30" BBQ, and U-Line refrigerator. To port is a custom made honed granite bar with teak stools and storage underneath. Offering shade over a portion of the boat deck is a removable sun shade.

The boat deck stores a Boston Whaler 130 Supersport which is launched by and Aritex davit.

HULL CONSTRUCTION

- Hand laid-up FRP hull with PVC core sandwich construction above water line
- Solid laminate, commensurate for hull size, made in female mold
- Vinylester barrier lamination for osmosis protection
- Simulated planked hull
- Full length longitudinal engine stringers and athwartship stringers
- Gel coated finish above waterline
- Two (2) coats of black antifouling paint over five (5) coats of epoxy primer below waterline
- Integrally molded rub rails with stainless steel capping
- Full length keel extends below running gear
- Stainless steel rudders and struts with two (2) Aquamet 22® prop shafts
- Line cutter to both shafts
- CE-approved stainless steel portlights
- Boat construction from only 3 major molds
- Divinycell PVC cored construction with cook gelcoat
- All deck and hull area hardware attachments are finished with solid lamination – no coring
- Stainless steel breast plate on bow
- Colored stripe at top of the hull
- Bilge area finished smooth and coated with bright white epoxy paint
- Windows with 3/8" tempered safety glass in salon and 1/2' tempered safety glass in pilothouse
- Quiet Roll™ integrated spray rail system
- WheelHouse™ Technologies, Inc. Marine Maintenance System

COCKPIT AND SWIM PLATFORM

- Sports cockpit with storage hatch, teak decking and teak cap rails
- Center set gate door from the swim platform

- FRP built-in swim platform with teak decking
- Stainless steel removable swim ladder on swim platform
- Three (3) sets of staple holders on swim platform
- 2" 316 stainless steel removable safety rails on swim platform
- Two (2) stainless steel rail sockets added on swim platform for rail storage
- FRP weather tight door on transom
- Additional gates port and starboard
- Deck scuppers piped out through transom at boot stripe
- Transom shower in recessed box with hot and cold water supply
- Fresh water wash down outlet
- One (1) LED courtesy light with two (2) two-way switches
- Two (2) Glendinning 100 amp cable master's with 75' of cable on transom
- Six (6) rod holders on transom

AFT DECK AREA

- Molded aft deck area with teak decking
- FRP bench seating with storage beneath and Stamoid covers
- High gloss finish teak table on sliders
- Perennials furniture fabric for aft deck and Portuguese seats
- FRP sliding door to salon with glass window top and bottom
- Shorepower inlets for 110v/220v 60hz
- Glendinning electronic engine controls via hand held remote
- Six (6) LED courtesy lights with two (2) two-way switches
- Five (5) LED overhead lights with one (1) standard switch inside the salon
- Two (2) 110v AC GFI outlets
- 316 Stainless steel heavy duty cleats secured to stainless steel backing plates inside bulwarks
- 316 Stainless steel handrail to and from aft deck
- Port side cabinet with U-line icemaker/refrigerator
- Granite countertop with honed finish over cabinets
- Built-in FRP stairs to boat deck with hatch and stainless steel rails
- TV/cable outlets
- Two (2) halogen working lights with FRP cover on the overhang to light swim platform
- Wing doors port and starboard
- Westminster Teak chairs with Super Yacht finish

SIDE DECKS

- Molded with teak decking

- Stainless steel handrails alongside decks
- Weathertight doors opening into pilothouse port and starboard
- House side fixed windows with tinted tempered glass
- Two (2) sets of 316 stainless steel spring-line chocks per side
- Four (4) 316 stainless steel hawser holes with stainless steel cleats per side recessed in bulwarks
- Fuel fill fittings for tanks recessed into house side
- Life ring recessed in starboard house wall
- 316 stainless steel overhead safety rails at side steps
- Four (4) LED courtesy lights along walk ways
- Eight (8) LED overhead lights with two (2) standard switches

PORTUGUESE BRIDGE

- Portuguese bridge molded with teak decking
- Locker doors in aft face of Portuguese bridge
- 316 Stainless steel handrail on top of Portuguese bridge
- Hinged door through Portuguese bridge to foredeck
- Five (5) stainless steel Exalto dual speed self-parking windshield wipers with wash down system
- ½" Clear tempered glass in forward facing windshields
- Windows are fixed with FRP recessed frames - no FRP trim around for easy removal and installation of glass
- Webblon window covers
- Glendinning electronic engine controls via hand held remote
- Three (3) LED courtesy lights with one (1) standard switch

FOREDECK

- Foredeck with grey non-skid surface
- 316 Stainless steel CE-approved skylight/emergency hatch from the VIP stateroom below
- 316 Stainless steel rail on bulwarks increasing in width going forward
- 316 Stainless steel stanchions to support handrail
- Deck lockers forward either side of anchor platform finished in white epoxy paint
- 316 Stainless steel anchor chute/roller at bow
- Two (2) 110 lb plow-type stainless steel anchors with 350' long 1/2" high test chain
- Snubber bridal 2 x 15' with a 2' chafe eye for chain
- Two (2) Maxwell VWC-4000 hydraulic vertical windlass and dual anchor rollers with foot switches and remote controls for dual stations

- Cleat for chain tensioner for starboard side of windlass
- Stamoid cover for windlass and foredeck seating
- Salt water wash down pump with outlet
- Fresh water wash down pump with outlet
- Salt water and fresh water 316 SS faucets inside foredeck lockers
- Two (2) shore power inlets with select switch
- Three (3) LED courtesy lights
- One (1) 110v AC GFI outlet in inside settee
- Deck drains plumbed to boot-stripe to prevent black streaks

FLYBRIDGE

- Exclusive full-beam width deck with teak decking and ample storage space
- 316 Stainless steel safety rails
- Venturi windscreen with 316 stainless steel rails
- Molded FRP steering console with engine controls
- Electronics console
- Glendinning electronic engine controls via hand held remote
- 5" magnetic compass
- Teleflex hydraulic steering system
- 316 Stainless steel destroyer steering wheel
- Two (2) Stidd helm seats, model 500-200, naugahyde with matching powder coated base and Stamoid covers
- Carlisle & Finch 120v searchlight with dual station controls
- Fire system repeater alarm
- Control for bow thruster
- Two (2) L-shaped settees with Perennials furniture fabric for cushions and two (2) teak tables with 45 degree sliders and Stamoid covers
- Five (5) Aquasignal navigation lights in accordance with appropriate collision regulations
- Kahlenberg dual trumpet air horn with compressor
- FRP radar mast
- Two (2) halogen working lights with FRP covers on radar arch
- Hard top over flybridge
- 316 Stainless steel mast with bow and anchor lights
- 316 Stainless steel sliding hatch and stairs starboard side down to pilothouse with four (4) LED courtesy lights and two (2) two-way switches
- Six (6) LED overhead lights with one (1) standard switch
- Two (2) LED service lights under flybridge steering console with one (1) standard switch
- One (1) LED courtesy light on step down to boat deck
- Two (2) 110v AC GFI outlets
- One (1) 12v DC outlet

- Gate door to boat deck
- TV/cable outlets

FLYBRIDGE HELM ELECTRONICS

- Two (2) MU150HD displays
- Two (2) RD33 instruments
- FLIR joystick
- M506 VHF
- BEIJER IX T7AM video controller
- FAP7001 autopilot
- FB Icom M506 mic
- Furuno MCU002 remote control

BOAT DECK

- Deck with grey non-skid surface
- Teak cap rails
- 316 Stainless steel hand rails
- Deck box on port side
- Cabinets behind settees with honed finish granite countertops
- Blanco Silgranit sink and faucet to port
- SeaStar 30" gas built-in BBQ with two 20lb Lpg tanks with regulator hoses and solenoid control panels to port
- Stamoid cover for BBQ grill
- U-line refrigerator
- 800KGS/1700lb aluminum painted Sea Star davit with 4 way hydraulic control with rotating base, luff, lift, pendant switch and a 12' retract/extension arm
- Sea Star wireless handheld remote for davit
- Swing gates forward of dinghy with 1 ½" stainless steel pipe
- Ocean ISO 8-man life raft
- 115v AC GF outlet with recessed box
- Custom sails over boat deck
- Boston Whaler 130 Supersport tender

ENGINE ROOM

- Acoustically insulated stand-up engine room lined with sound absorbing material
- E dura beige coin dot flooring
- Twin Caterpillar C-12 Acerts (705 bhp) diesel engines with ZF transmissions

- Fiberglass drip pans under engines
- Stainless steel removable work benches installed over engines (one per side)
- Northern Lights Generators - two (2) upgraded 30kw (60hz) with sound shields. Hours:271 port, 313 starboard
- Cruisair chilled water air conditioning system with back up raw water cooling pump
- Two (2) sea chests
- Ball-valve bronze seacocks on all through-hulls below waterline located in sea chests
- Oil change system for engines, transmissions and generators
- Two (2) 100amp Charles ISO boost transformers
- Two (2) prop shaft brushes
- Two (2) Racor 75/1000 max dual fuel filters with gauges for main engines
- Two (2) Racor 75/1000 max single fuel filters for generators
- Tides packless shaft seals with one (1) spare seal for each shaft
- Fuel polishing system
- Fuel management system
- Fireboy fire suppression system including both intake and outlet air shutdown system with aluminum louvers
- Four (4) automatic bilge pumps 24v DC and emergency bilge suction on engine
- In the guest passageway bilge forward of the water tank 1- 2700 GPH
- In the forward master bilge 1-2700 GPH
- In the forward engine room bilge 1-3700 GPH
- Forward crew bilge 1-2700 GPH
- In the lazarette forward 1-2700 GPH
- Fire system and bilge high-water alarm system with warning panel
- Fresh water hose bibb
- Fresh cold water faucet and sink
- AGM (Absorbed Glass Matt) batteries in FRP boxes:
 - Two (2) engine banks with two (2) 8D batteries for each bank
 - One (1) house bank with eight (8) 8D batteries with a total 1020 amp-hours (24VDC)
 - Two (2) generator banks with one (1) battery each
 - One (1) 24v and one (1) 12v battery charger
 - Two (2) battery isolators
- Three (3) 20 gallon water heaters with heat exchanger off one main engine
- Four (4) 24v DC blowers
- Eight (8) LED overhead Lights -110v AC/24v DC with two (2) two- way switches
- Two (2) 110v AC GFI outlets with water proof covers
- 316 Stainless steel safety rails around engines
- Work bench space
- Two watertight bulkheads
- Watertight aluminum engine room doors with sight windows

MECHANICAL

- ABT Trac 38hp hydraulic bow and stern thrusters
- ABT Trac 250 stabilizers with 9.0 sq. ft. fins
- Northern Lights uplift water separator exhaust
- Underwater exhaust system with bypass and FRP mufflers
- Copper bonding system to all underwater fittings with zinc anodes
- Sea Torque shaft system and two (2) Nibral propellers
- Rigid fresh water pipes and color coded copper fuel lines
- Stainless steel struts
- Headhunter 24v DC fresh water pump with accumulator tank
- Two (2) 24v DC automatic shower sump systems with external pump
- One (1) 4kw inverter/charger 24v DC to 115v AC
- Accessible wiring raceway throughout

TANKAGE AND PLUMBING

- One (1) holding tank with a max capacity of 200 US gallons (757 lts) with two (2) macerator/discharge pumps. One (1) is wired and plumbed for backup redundancy
- One (1) stainless steel water tank with a max capacity of 500 US gallons (1893 lts)
- Three (3) aluminum fuel tanks with a total capacity of 3,000 US gallons (11356 lts)
- Lexan sight gauges on all tanks
- Inspection and cleaning ports on all tanks
- Fuel fills built into house sides in FRP cabinet
- 1800 GPD Max Q water maker with UV system
- 5000 series spot free water filtration system
- Headhunter X-Caliber 24v DC back up water pump for fresh water

INTERIOR IN GENERAL

- Stainless steel dead light covers for portholes
- Safe
- Antique brass concealed cabinet hinges throughout
- Cabin door hardware predominantly in Oil Rubbed Bronze by Rocky Mountain Hardware
- Cabinetry hardware predominantly in Oil Rubbed Bronze by Ashley Norton
- Custom cabinetry slam latches by Izerwaren
- Wenge on flat surfaces and wenge bullnose on top of cabinets in salon, pilothouse, VIP, port guest and master staterooms and crew quarters

SALON

- Sliding door entrance from aft deck with phantom screens
- Fixed windows in house sides with medium 3/8" tinted tempered safety glass
- Teak valance over windows with LED rope lighting
- Twelve (12) LED overhead lights with two (2) two-way dimmer switches and one (1) standard dimmer switch
- LED rope lighting at valance with one (1) standard switch
- Vinyl headliner
- One (1) free standing removable trunk-style table
- Entertainment center cabinet starboard with additional storage cabinets and a slide out rack for DVD storage
- Starboard cabinet with granite top
- Two (2) end tables (built in)
- Built in L-shaped settee in Sueded Buffalo by Edelman Leather to starboard
- Two loose sitting chairs to port
- Cruisair air conditioning control panel
- Teak cabinetry and lockers
- Six (6) 110v AC outlets
- One (1) telephone outlet
- One (1) TV outlet and TV lifter system with swivel
- Distressed Walnut by Garrison flooring
- Satin varnish on interior teak
- Grab rail and coffering on salon ceiling
- Drawers with full extension guides and custom latches with knobs
- Teak cabin doors and cabinet doors
- Curved teak stairway leading to crew with Bolon inlay and wenge handrail

GALLEY

- Open galley layout with an electric privacy partition wall
- Galley island with honed finish granite countertop containing pull out trash can and storage cabinets
- Granite galley countertops
- Drawer for soap and sponges in front of the sink
- Soap dispenser at sink
- Blanco Silgranite sink with Newport Brass faucet, side spray and air switch
- Eight (8) LED overhead lights with two (2) standard switches and one (1) two-way dimmer switch
- Teak cabinet doors
- Satin varnish on interior teak
- Drawers with full extension guides
- Teak cabin doors and cabinet doors

- Door handles on all interior lockers
- Pullout spice cabinet next to stove
- Opening galley window
- Two (2) 110v AC GFI outlets
- Distressed Walnut by Garrison flooring
- Door panel inserts on all appliances
- KitchenAid counter-depth side x side refrigerator
- Bosch dishwasher with stainless interior
- KitchenAid built-in microwave
- KitchenAid electric cooktop
- KitchenAid built-in oven
- KitchenAid trash compactor
- Garbage disposal with air switch
- U-line wine cooler

DAY HEAD

- Granite countertop with Linkasink under-mount sink
- Brass Graff faucet at sink
- Teak framed mirror
- Storage cabinet under sink
- Satin varnish on interior teak
- Teak cabin door and cabinet doors
- Door handles on all interior lockers
- Headhunter 24v electric white toilet on a teak riser with sanitary hose for all discharge plumbing and
- Ventilator blower
- One (1) 110v AC GFI outlet
- Two (2) LED overhead lights with one (1) standard switch
- Granite floor
- Exterior door to side deck

PILOTHOUSE

- U-shaped settee on raised platform with gun locker
- Teak table with single 316 stainless steel pedestal
- Nine (9) LED overhead lights with one (1) standard switch, one (1) dimmer switch and two (2) two-way dimmer switches
- Two (2) LED red night lights with one (1) dimmer switch
- One (1) chart light
- LED red and white bridge lights

- Two (2) 110v AC outlets
- One (1) telephone outlet
- One (1) 12v DC outlet
- One (1) Stidd helm seat, model 500NX Slimline, with UltraLeather upholstery and chrome base
- Custom Outer Reef wood steering wheel at pilothouse helm
- Teleflex hydraulic power assist steering system
- Engine display screens
- Overhead electronics console
- Wenge on console face and flat surface at helm
- Wiring routes to facilitate equipment installation
- Main electrical distribution panels with gauges and circuit breakers for AC and DC
- Alarm and advisory panel
- Transom doors on AC, DC and advisory panels
- Glendinning electronic engine controls with back up gear and throttle with synchronizer
- 5" magnetic compass
- Binocular box
- Book shelves on aft wall
- Five (5) stainless steel Exalto dual speed self-parking windshield wipers with wash down system
- ½" Clear tempered glass in forward facing windshields
- Vinyl headliner
- Control for bow thruster
- Cruisair air conditioning control panel
- AC system remote monitor panel
- Generator digital control panel
- 24v DC to 12v DC converter
- Windlass up/down switch and control circuit breaker
- Bilge pump control on advisory panel
- Equipment running advisory panel
- Teak stairway to flybridge to starboard with Bolon inlay and wenge handrails
- Weathertight doors opening out to port and starboard with phantom screens
- Curved teak stairway leading to accommodations with Bolon inlay and wenge handrails
- Distressed Walnut by Garrison flooring

PILOTHOUSE HELM ELECTRONICS

- Three (3) MU190T Furuno displays
- Gost Phantom controller
- Two (2) RD33 instruments
- M506 VHF

- FAP7001 Autopilot
- Two (2) TZTBB power
- FLIR joystick
- BEIJER IX T7AM video controller
- FB command mic
- PH Icom M506 mic
- FLIR M-625L NTSC dual payload system with 640 x 480 thermal imager and monochrome low light
- FA150 AIS system with display, full class A transponder for GMDSS compliance
- Ultrasonic wind/weather

LOWER HALLWAY

- Curved teak stairway from pilothouse with five (5) BCM LED courtesy lights and two (2) two-way switches
- Five (5) LED overhead lights with two (2) two-way switches and one (1) standard switch
- Cabinet for storage
- Storage under first two steps of the stairwell below
- Bilge blower under accommodation space
- Access doors to staterooms
- Distressed Walnut by Garrison flooring

MASTER STATEROOM

- King size berth with wenge trim
- 7" layered foam mattress
- Drawer storage under the berth
- LED rope lighting under the bed and at valance with one (1) standard switch and two (2) two-way dimmer switches
- One (1) cedar lined walk-in closet
- Built in cabinets
- Automatic interior lights in lockers
- Drawers with center guides and stops
- Door stops and holders
- Teak framed door
- Bulkheads with teak
- Reading lights
- Four (4) CE-approved portlights with removable insect screen
- Five (5) 110v AC outlets
- One (1) TV outlet
- One (1) telephone outlet

- Nine (9) LED overhead lights with three (3) three-way dimmer switches, two (2) two-way dimmer switches and one (1) standard switch
- Cruisair air conditioning control panel
- Nightstand teak tables with drawers
- Settee in buffalo by Garrett Leather
- Gun locker hatch at shelf above settee on port side
- Laundry area with custom Vetrazzo recycled glass countertop and full size washer and dryer
- Satin varnish on interior teak
- Drawers with full extension guides
- Teak cabin doors and cabinet doors
- Door handles on all interior lockers
- Distressed Walnut by Garrison flooring
- Coin dot floor under stateroom sole with hinges and pneumatic lifting system
- Teak panels on hull side at porthole area

MASTER HEAD (ENSUITE)

- Ensuite head with shower
- Frosted tempered glass shower door with towel bar
- Three granite corner shelves in shower
- Soaking tub to port
- Granite shower with single piece honed granite floor
- Ventilator fan in shower
- Granite countertop with Xylem under-mount sink
- Master head plumbing fixtures by Newport Brass
- Master bath accessories by Carpe Diem
- Storage cabinet and drawers under sink
- Frameless mirror
- Satin varnish on interior teak
- Drawers with full extension guides and push button latches
- Teak cabin doors and cabinet doors
- Door handles on all interior lockers
- Headhunter 24v electric white toilet on a teak riser with sanitary hose for all discharge plumbing
- 24v DC ventilator blower
- Teak panels on hull side at porthole area and tub area
- Two (2) 110v AC GFI outlets
- Five (5) LED overhead lights with three (3) standard switches
- Blue nightlights in the recessed toe kicks under the vanity
- Separate compartmented toilet and shower area with CE-approved portlight

VIP STATEROOM FORWARD

- 316 Stainless steel CE-approved skylight
- Tapered queen-size berth with wenge trim
- 7" layered foam mattress
- Teak storage drawers under the berth
- Two steps on each side of the berth for easy access
- LED rope lighting under the bed and at valance with one (1) standard switch
- Two (2) cedar lined hanging lockers with teak-faced doors
- Automatic interior lights in lockers
- Satin varnish on interior teak
- Drawers with full extension guides and push button latches
- Teak cabin doors and cabinet doors
- Book shelves on hull sides with wenge shelves and teak fiddles
- Door handles on all interior lockers
- Teak framed door
- Bulkheads with teak
- Two (2) 110v AC outlets
- One (1) telephone outlet
- Five (5) LED overhead lights with two (2) two-way dimmer switches and one (1) standard dimmer switch
- Cruisair air conditioning control panel
- Distressed Walnut by Garrison flooring

VIP HEAD (ENSUITE)

- Ensuite head with shower
- Frosted glass shower door with towel bar
- Molded white FRP shower with single piece honed granite floor
- Shelf on hull side in shower
- Hansgrohe Axor Uno hand shower
- 24v DC ventilator blower
- Granite countertop with white Kohler under-mount sink
- Hansgrohe Axor faucet at sink
- Storage cabinet under sink
- Frameless mirror
- Satin varnish on interior teak
- Drawers with full extension guides and push button latches
- Teak cabin doors and cabinet doors
- Door handles on all interior lockers
- Headhunter 24v electric white toilet on a teak riser with sanitary hose for all discharge plumbing
- One (1) 110v AC GFI outlet

- Three (3) LED overhead lights with two (2) standard switches
- Granite flooring

GUEST STATEROOM PORT

- Two (2) CE-approved portlights with removable insect screens
- Two (2) twin berths with storage drawers underneath and wenge trim
- 7" layered foam mattresses
- One (1) built-in nightstand
- LED rope lighting at valance with one (1) standard switch
- One (1) cedar lined hanging locker with teak-faced doors
- Automatic interior light in locker
- Satin varnish on interior teak
- Teak panels on hull side at porthole area
- Drawers with full extension guides
- Teak cabin doors and cabinet doors
- Door handles on all interior lockers
- Door stops and holders
- Teak framed door
- Bulkheads with teak
- Two (2) 110v AC outlets
- One (1) telephone outlet
- One (1) TV outlet
- Two (2) LED overhead lights with one (1) two-way switch and one (1) two-way dimmer switch
- Cruisair air conditioning control panel
- Distressed Walnut by Garrison flooring

PORT HEAD (ENSUITE)

- Ensuite head with shower
- Frosted glass shower door with towel bar
- Molded white FRP shower with single piece honed granite floor
- Shelf on hull side in shower
- Hansgrohe Axor Uno hand shower
- 24v DC ventilator blower
- Granite countertop with white Kohler under-mount sink
- Hansgrohe Axor faucet at sink
- Storage cabinet under sink
- Satin varnish on interior teak
- Frameless mirror

- Drawers with full extension guides
- Teak cabin doors and cabinet doors
- Door handles on all interior lockers
- Headhunter 24v electric white toilet on a teak riser with sanitary hose for all discharge plumbing
- One (1) 110v AC GFI outlet
- Three (3) LED overhead lights with two (2) standard switches
- Granite flooring

CREW QUARTERS AFT

- One (1) CE-approved portlights with removable insect screens
- Two (2) twin berths starboard with storage drawers underneath and wenge trim
- 7" layered foam mattresses
- One (1) hanging locker with teak-faced doors
- Automatic interior light in locker
- Satin varnish on interior teak
- Drawers with full extension guides
- Teak cabin doors and cabinet doors
- Door handles on all interior lockers
- Door stops and holders
- Teak framed door
- Bulkheads with teak
- BCM reading lights
- LED rope lighting under bed with one (1) standard switch
- Two (2) 110v AC outlets
- One (1) telephone outlet
- One (1) TV outlet
- Six (6) LED overhead lights with two (2) two-way switches and two (2) standard switches
- Cruisair air conditioning control panel
- Distressed Walnut by Garrison flooring
- Storage space behind galley with storage cabinets and additional Bosch washer and dryer
- Steps leading to transom with Bolon inlay and wenge handrail

CREW GALLEY

- L-shaped settee on raised platform
- Teak table with single 316 stainless steel pedestal
- Granite countertops with Blanco Silganite sink and faucet

- Drawer for soap and sponges in front of the sink
- Five (5) LED overhead lights with two (2) standard switches
- Teak cabinets and cabinet doors
- Satin varnish on interior teak
- Drawers with full extension guides
- Teak cabin doors and cabinet doors
- Door handles on all interior lockers
- One (1) 110v AC GFI outlet
- Two (2) 110v AC outlets
- One (1) telephone outlet
- One (1) TV outlet
- Distressed Walnut by Garrison flooring
- Undercounter refrigerator
- Summit refrigerator/freezer
- KitchenAid microwave

CREW HEAD

- Frosted glass shower door with towel bar
- Molded white FRP shower with single piece honed granite floor
- One (1) CE-approved portlight with removable insect screen
- Hansgrohe Axor Uno hand shower
- 24v DC ventilator blower
- Granite countertop with white Kohler under-mount sink
- Hansgrohe Axor faucet at sink
- Storage cabinet under sink
- Satin varnish on interior teak
- Frameless mirror
- Drawers with full extension guides and push button latches
- Teak cabin doors and cabinet doors
- Door handles on all interior lockers
- Tecma Marine 24v electric white toilet with sanitary hose for all discharge plumbing
- One (1) 110v AC GFI outlet
- Four (4) LED overhead lights with two (2) standard switches and two (2) two-way switches
- Distressed Walnut by Garrison flooring

AUDIO/VISUAL

- Anthem MRX710 multi channel receiver
- Apple 16GB iPad mini with Wi-fi

- Apple compact digital media player and micro console
- Dish VIP211Z network HD-TV receiver for satellite and TV systems
- Dish VIP722K RX with DVD
- JLS loudspeaker
- Lexicon DD-8 8-channel multi room audio amplifier
- Paradigm under-couch subwoofer
- Samsung region free Blu-ray with Wi-fi
- Samsung 22" LCD TV
- Samsung 40" smart Wi-fi LED TV
- Samsung 46" smart Wi-fi LED TV
- Full Savant system

COMMUNICATION

- Intellian S6HD US Ku-Ka dual band HD system with 23.6" reflector
- Intellian V60 Ku-band 3-axis with 23.6" reflector
- Iris miniature dome camera 700TVL 3.6mm lens
- Iris flush mounting IR camera 590TVL 3.6mm lens
- Pakedge enterprise-class, ultra high range & throughput in ceiling wireless-N access point
- Wave Wi-fi amplifier
- Wave BroadBand router/source selector switch with computer-page interface for multi data sources

GOST SECURITY AND MONITORING SYSTEM

- 64 Zone head unit with GSM, quad band cell, text messaging and key fob remote
- Gost phantom nav-tracker GPS system
- Five (5) high water sensors
- Three (3) wireless smoke detectors
- Three (3) 12v low voltage sensors
- Three (3) 24v low voltage sensors
- Two (2) Phantom power out sensor A/C
- Two (2) door contacts for bow gate, aft deck and cockpit gate/door
- Two (2) Super Loud multi tone marine sirens
- Two (2) 2-way wireless relays for sirens
- Two (2) 2-way wireless 5 amp relays for salon and aft deck lights
- Two (2) 2-way key fobs with backlit buttons
- 4G LTE M2M data communicator with built-in WIFI and port switch
- HD 1TB 6 camera (internet video recorder) - records up to 3 months

OUTER REEF CRUISING/SAFETY PACKAGE

- Six (6) 15" x 41" Polyform F-series black fenders
- Twelve (12) 15' x ½" black fender lines
- Four (4) ¾" x 35' double-braid nylon black dock lines
- Two (2) ¾" x 50' double-braid nylon black dock lines
- Twelve (12) Safeguard type I orange life vests for adults over 90 lbs
- Six (6) Kiddie Mariner 2 ¾ lb M10 fire extinguishers
- One (1) Bernard oil discharge placard
- One (1) Bernard waste discharge placard
- Two (2) Jim-Buoy 30" white ring buoys
- Four (4) Perko chrome/brass 4-ring buoy holders
- One (1) Orion alert/locate flare kit
- One (1) Orion circumnavigator first aid kit
- One (1) Orion safety blaster horn

EXCLUSIONS

- Owner's personal effects
- Artwork

Basic Information

Category: Motor Yacht

Sub Category: Flybridge

Model Year: 2015

Year Built: 2015

Country: United States

Dimensions

LOA: 82' 0" (24.99m)

Beam: 21' 0" (6.40m)

Max Draft: 5' 6" (1.68m)

Speed, Capacities and Weight

Displacement: 187000 Pounds

Water Capacity: 500 Gallons

Holding Tank: 200 Gallons

Fuel Capacity: 3000 Gallons

Accommodations

Total Cabins: 4

Total Berths: 6

Sleeps: 8

Total Heads: 5

Hull and Deck Information

Hull Material: FRP

Engine Information







Engines: 2

Manufacturer: Caterpillar



Model: C-12

Fuel Type: Diesel




PHOTOS











CONTACTS

Andrey Shestakov, leading yacht broker of the sales department of Shestakov Yacht Sales Inc. Shestakov Yacht Sales Inc., the official representative of the Miami/Fort Lauderdale FL headquarters.

Contact details

Email: **andrey@shestakovyachtsales.com**

Web: shestakovyachtsales.com/en/

Telephones

USA: **+1(954)274-4435**

Office hours

Monday – Saturday: **9:00 - 21:00** EDT

Sunday: **closed**

Address



Harbour Towne Marina, 850 NE 3rd St, STE 213, Dania, FL 33004