

## MRS T — NEPTUNUS



**Судостроитель:** NEPTUNUS

**Год постройки:** 1999

**Модель:** Моторная яхта

**Цена:** ЦЕНА ЯХТЫ ПО ЗАПРОСУ

**Местонахождение:** United States

**Длина общая:** 60' 2" (18.34m)

**Ширина:** 16' 8" (5.08m)

**Мин. осадка:** 4' 4" (1.32m)

**Макс. осадка:** 4' 6" (1.37m)

**Крейс. скорость:** 22 Kts. (25 MPH)

**Макс. скорость:** 28 Kts. (32 MPH)

Купить **MRS T — NEPTUNUS** а также выбрать подходящую вам яхту из нашего **каталога яхт** вам поможет опытный яхтенный брокер Андрей Шестаков. На сегодняшний день компания **Shestakov Yacht Sales Inc.** имеет большое количество яхт в **собственном списке продаж**, а также тесно сотрудничает со всеми крупными **яхтенными производителями** по всему миру.

Для того чтобы купить яхту **MRS T — NEPTUNUS** а также проконсультироваться по любому вопросу связанному с покупкой, продажей, чартером яхт позвоните по телефону **+7(918)465-66-44**.

# ОГЛАВЛЕНИЕ

ОГЛАВЛЕНИЕ	2
ХАРАКТЕРИСТИКИ	6
Основная информация	6
Размеры	6
Скорость, вместимость и масса	6
Размещение	6
Корпус и палуба	7
Информация о двигателе	7
ПОДРОБНОЕ ОПИСАНИЕ	8
Vessel Walkthrough	8
Salon	8
Galley	9
Dining Area	9
Lower Helm	9
Companionway	10
Master Stateroom	10
Master Head	10
Port Guest Cabin	11
VIP Cabin	11
Guest Head to Starboard	11
Foredeck	12
Aft Deck	12
Flybridge Deck	12
Flybridge Helm Equipment	13
Lazarette	13
Engine Room	13
Electrical	14
Construction Details	14

Recent 2015/2016 Improvements:	14
Remarks	15
Exclusions	15
Исключения	15
Отказ от ответственности	15
<b>ФОТОГРАФИИ</b>	<b>16</b>
Salon Looking Forward	16
Salon to Port	16
Salon to Starboard	16
Salon TV	16
Salon Table Open	16
Salon Looking Aft	16
Galley Looking Forward	16
Galley	16
Galley Looking to Port	17
Starboard Side Dinette	17
Lower Helm	17
Lower Helm Portside	17
Lower Helm Starboard Side	17
Lower Helm Outboard	17
Companionway	17
Companionway	17
Companionway Laundry	18
Master Looking Aft	18
Master Looking Port	18
Master Looking Starboard	18
Master Looking Forward	18
Master Head Entrance	18
Master Head	18

Master Shower	18
Portside Guest	19
Portside Guest Upper	19
VIP Looking Forward	19
VIP Looking Starboard	19
VIP Looking Port	19
Guest Head	19
Guest Shower	19
Bow	19
Anchor Detail	20
Aft Deck	20
Aft Deck Seating	20
Aft Deck	20
Flybridge Steps	20
Side Decks	20
Side Decks	20
Flybridge Aft	20
Flybridge Aft	21
Flybridge Bar	21
Flybridge Looking Aft	21
Flybridge Aft	21
Helm	21
Helm Port	21
Helm Starboard	21
Yacht Controller	21
Engine/Lazarette Entrance	22
Engine/Lazarette Door	22
Lazarette Looking Forward	22
Lazarette Looking Port	22

---

Lazarette Looking Starboard	22
Fuel System	22
Engine Room Looking Forward	22
Starboard Engine	22
Port Engine	23
New Chiller	23
Charger	23
Salon Electric Panel	23
Home Dock	23
<b>КОНТАКТЫ</b>	<b>24</b>
Контактная информация	24
Телефоны	24
Время работы	24
Адрес	24

# ХАРАКТЕРИСТИКИ

## Основная информация

<b>Тип судна:</b> Моторная яхта	<b>Модельный год:</b> 2000
<b>Год постройки:</b> 1999	<b>Страна:</b> United States
<b>Верх:</b> Bimini Top	<b>Открытая палуба мостика:</b> Да

## Размеры

<b>Длина общая:</b> 60' 2" (18.34m)	<b>Ширина:</b> 16' 8" (5.08m)
<b>Мин. осадка:</b> 4' 4" (1.32m)	<b>Макс. осадка:</b> 4' 6" (1.37m)

## Скорость, вместимость и масса

<b>Крейс. скорость:</b> 22 Kts. (25 MPH)	<b>Крейсерская скорость поворота:</b> 2000 Kts.
<b>Макс. скорость:</b> 28 Kts. (32 MPH)	<b>Чистый вес:</b> 33 Pounds
<b>Вместимость воды:</b> 260 Gallons	<b>Вместимость сточного бака:</b> 110 Gallons
<b>Объем топливного бака:</b> 950 Gallons	

## Размещение

<b>Всего кают:</b> 3	<b>Спальные места:</b> 6
<b>Всего ком. состава:</b> 2	

## Корпус и палуба

---

**Материал корпуса:** Fiberglass

**Материал палубы:** Fiberglass

**Комплектация корпуса:** Modified V-Hull

**Дизайнер корпуса:** Frank Mulder

**Дизайнер экстерьера:** Neptunus Yachts

**Дизайнер интерьера:** Neptunus

## Информация о двигателе

---

**Двигатели:** 2

**Производитель:** Caterpillar

**Модель:** 3406E

**Тип двигателя:** Inboard

**Тип топлива:** Diesel

# ПОДРОБНОЕ ОПИСАНИЕ

## Vessel Walkthrough

This 60' Neptunus "Flybridge Model" offers an open lay-out with three generous Staterooms, two Heads, a Lower Helm Station, an on deck Galley and dining area with folding burlwood top table, inside helm station with full instrumentation as well as a FB control station. The interior has the perfect blend of high gloss natural cherry joinery, padded light tan Ultra Leather paneling, silk fabrics. The hue of the Ultra Leather almond Walls and headliner in this area are unique to this particular 60' Neptunus and provides a very rich and elegant look. The deck plan of the main deck, below deck and Flybridge are unique only to Neptunus designs. The Neptunus Space planning is excellent and needs to be seen to be appreciated. Upon entering the Aft Deck via the portside steps from the swim platform there is built in seating and access to the side decks. The same deck level Salon is entered via a centerline stainless steel trimmed sliding door. There is a rounded built in couch to port and two built in single seats to starboard. The galley is two steps up from the salon deck and is situated on port side. Across from the galley is the inside helm station and L-Shaped dinette. Between the galley and inside helm is the staircase leading to the cabin area and laundry facility. The Master is aft with an en suite Head. Forward to port is the Guest Cabin. All the way forward is the VIP. The shared Guest Head is to starboard opposite the Guest Cabin.

## Salon

The Salon is entered via a "Trend" stainless steel sliding door and lined drapery. The entire main deck is open with two levels of accommodation. To port is an curved sofa with seating for 5 upholstered in a light Ultra Leather sofa with storage below the cushions. A round, hingable cherry and burl wood coffee table that electrically raises and lowers in front of the settee.

To starboard are two matching built in seats with a storage cabinets in between that serves as a dry bar. Just aft of the built in seating to starboard is the entertainment unit with raised 28" Toshiba LCD TV and built in Fusion MS-IP 700i stereo with Blue Tooth, iPod and Sat radio functions. There are separate stereo amps for inside and outside. Each cabin also has its own zone from the Salon stereo. Above is a cabinet with the satellite control system.

Also in the Salon are the large salon windows with new drapes, trimmed in high gloss cherry. Additional equipment includes white stereo speakers, subwoofer, several outlets and switches, digital Marine Air AC controls. Several LED mini spots and rope lighting behind the valance provide lighting. The upper level soffit delivers the air



conditioning in an even flow throughout the Salon.

The forward part Salon wall conveniently houses the main breaker panel behind twin cherry wood doors.

The Salon also has a carpet runner to protect the carpet.

---

## Galley

---

This open floor plan leads you forward and up two steps into the full Galley. The Galley's design is L shaped to port is well laid out for very efficient use and includes the following features: Granite tile flooring Granite countertops with double bull nose edging 1 - 1/2 stainless steel under mount sink Two tone single lever faucet Four burner Ceran type AEG 240V cook top Exhaust fan Panasonic convection/microwave oven with drawer above and below Sub Zero under counter freezer w/icemaker with cherry paneled door Sub Zero under counter refrigerator with cherry paneled door White Westinghouse 18" dish washer (4) LED mini spots (6) Cherry cabinet doors for storage space (2) Cherry drawers

---

## Dining Area

---

Across the Galley is the yacht's Dining Area on the starboard side just behind the inside helm and open to the Galley with a unique cherry hi-lo table. The Ultra Leather tan fabric upholstered settee easily seats two. Also in this area is another Marine Air digital AC control and two directional LED mini spots over the table.

An outboard window slides open for a cross breeze.

The sole of this area is carpeted to match the Salon.

Also in this area are two more Alpine Two Stage stereo speakers and window defoggers.

---

## Lower Helm

---

To starboard on the same level as the Dinette is a complete Lower Helm with a matching Ultra Leather oversize helm bench with storage below. Two cherry wood drawers below the Helm seat offer extra storage space for the Galley.

Equipment at the Lower Helm includes:

CAT engine monitoring displays Simrad Robertson AP22 autopilot Autohelm depth Autohelm speed/log New Garmin 7607 GPS/radar/depth integrated with the Flybridge

system Raymarine Ray 210 VHF Raymarine ST60+ Tridata Stainless & wood trimmed steering wheel MMC electronic clutch & throttle controls w/synchronizer & trolling speed Vetus bow thruster control Bennett trim tab controls Fireboy Halon override controls (2) Windshield wipers/washers Air horn control Defogger controls Chart light Storage below the helm Bilge pump monitor LED w/high water alarm Windlass controls ACR RCL-75 remote spotlight control

---

## Companionway

---

In the center, between the galley and inside helm are seven carpeted steps with courtesy lights, carpet runners and handrail.

Aft of the steps to starboard is the entrance to the Master Cabin and just forward port is the Whirlpool Twin heavy duty washer dryer in a locker behind cherry doors.

The Port Guest Cabin is to port, the shared Head to starboard and the VIP all the way forward.

---

## Master Stateroom

---

At the bottom of the Companionway turning right is the entry to the master cabin hallway. In the master cabin hallway to starboard is also the entry to the master head. A raised platform berth with rope lighting below is positioned in the center to maximize the space allowing for walk around the master berth. The mattress is a Pillow top mattress. Twin brass reading lights flank the upholstered headboard. The Master berth has night tables on each side with two drawers and two cabinets each. Next forward are two cabinets with seven shelves within. Further forward in the Master Cabin to starboard is a large cedar lined auto lit hanging locker. To port is a small built in seat and additional cabinets fore and aft with shelves and hanging locker space.

The cabin has three opening portholes with drapes for cross ventilation.

At the foot of the berth is a built in 24" Toshiba LCD TV. The cabin also has Paradigm stereo speakers with volume control. Outboard of the TV is yet another cedar lined twin door hanging locker. The storage in this cabin is incredible with a total of 24 cabinets doors and four drawers. Overhead are six overhead mini LED lights and rope lights under the berth and window valance. Again AC is delivered via a valance over the berth for even air distribution. A digital safe mounted inside a cabinet was added in 2016.

---

## Master Head

---

Two steps up from the Master is the private Master Head with a custom Corian like countertop and marble sole and a Raritan Atlantis head. The vanity has one curved storage cabinet below the bow front Corian countertop and an under mount sink with faucet and soap dispenser Above is an opening porthole behind a Duette shade with rope lighting for accent and two overhead mini spots. Above are five mirrored medicine cabinet doors The stall shower has a sliding curved glass door, a wall mountable or handheld shower head, an exhaust fan and light fixture.

---

## Port Guest Cabin

---

Forward through the center Companionway to port is the Guest Cabin with criss-cross single berths. Under the transverse berth is a storage locker with shelves. The cedar lined auto lit hanging locker is located forward of the length wise berth. AC is delivered via a ceiling soffit.

The cabin has one opening porthole with drapes.

Also in this cabin are two reading lights, two LED overhead lights and digital AC controls. The sole is carpeted.

---

## VIP Cabin

---

The VIP Cabin is all the way forward. The queen size berth with innerspring mattress is off the forward mirrored bulkhead with an upholstered headboard below. New fitted mattress pad and sheets were custom made in 2015 by Hand Mattress Company. Below the berth are rope lights and one storage drawer facing aft. Above the berth is an escape hatch for emergency escape and ventilation and two separate mini spots as reading lights. To both port and starboard are six cherry cabinets each side. Below are full drapes and rope lights with two opening portholes on each side. Built in cabinetry form nightstands both port and starboard. Aft to starboard is access to the Guest Head. Aft to port and starboard are cedar lined hanging lockers. A built in Sony TV/VCR combo to port. Also in this cabin are four overhead LED spots, two Paradigm stereo speakers, digital AC controls and a hatch to the bow thruster area in the sole below.

Air conditioning is delivered from a soffit on the forward bulkhead for even distribution.

---

## Guest Head to Starboard

---

Across the Companionway from the port Guest Cabin is the Guest Head with two access doors, one from the center line Companionway, the other from the VIP. It features a custom marble tile sole, bow front vanity cabinet with an under mount sink on the Corian countertop. Above there are four beveled mirror front medicine cabinets.

Below the medicine cabinets is an opening porthole with Duette type shade. The toilet is a Raritan Atlantis model. The stall shower has a curved sliding glass door, handheld or wall mountable shower fixture and a light and exhaust fan.

Three LED mini spots offer excellent lighting.

## Foredeck

---

Fiberglass nonskid decks 55 lbs. anchor w/150' of 3/8" chain rode Vetus above deck anchor windlass Bow roller & stainless steel anchor chute Chain locker hinged access hatch (new 2015) Freshwater anchor wash down spigot Oversize welded stainless steel bow rails w/stainless steel lifeline (2) Windshield wipers w/washers International navigation lights Port & starboard opening side gate in bow rail Dual spring line cleats port & starboard Stainless burgee staff Square deck hatch to VIP (new 2015) Stainless steel vertical boarding ladder mounts port & starboard, stows in Lazarette Sun bathing cushions with cover ACR searchlight on Flybridge brow Fiberglass bow pulpit 7 Step Marquipt Tide Ride ladder mounted on bow Black Textulene windshield cover front & sides

## Aft Deck

---

Hinged fiberglass transom door (3) Teak steps port down to swim platform Four to five person aft bench seat with white vinyl cushions & cover Teak sole w/hingable lockable hatch to Engine Room (10) FRP steps to Flybridge w/stainless steel handrail (2) Teak steps to side deck, port & starboard w/LED step lights Shurflo pressure regulated water inlet on starboard side of swim platform (new in 2016) Glendinning cable master controls TV/telephone inlet Hot & cold Whale shower enclosure to starboard (rebuilt 2016) Stainless steel flag pole w/ensign (4) Overhead stainless steel trimmed blue LED lights Trend stainless steel trimmed entry door w/dark tinted glass (2) JL Audio speakers, new 2016 Storage lockers on port & starboard pilasters Stainless steel handrail at Flybridge steps (2) Stainless steel handrails at side decks New burlwood oval Aft Deck table Integral swim platform w/2015 teak replacement 950 Hydraulic tender lift swim platform w/disappearing chocks

## Flybridge Deck

---

Fiberglass nonskid decks Bimini top windshield to arch, new 2016 Helm in center Tinted Venturi windscreen Flybridge bar w sink & Norcold refrigerator and Miele BBQ grille J Shaped Flybridge seating w/removable white vinyl cushions & storage below for seating up to 5 people w/cover White fiberglass cocktail table w/cover Fiberglass radar arch

with two stainless steel trimmed blue LED lights Aft facing CCTV camera for docking SeaTel satellite dome (2) Upholstered Toddadjustable helm chairs White helm cover Electric air horn Black rimmed helm wheel Storage cabinet under bar Front and partial side enclosure w/(3) U Zips polycarbonate, new 7/15 Portside seat forward of bar (4) Stainless steel fender baskets Stainless steel burgee pole Life ring w/brackets (2) 8" JL stereo speakers 10" JL Audio subwoofer

---

## Flybridge Helm Equipment

---

The Flybridge Helm features the following equipment: Two Garmin 7212 color touch screen plotters, integrated w/12 KW Garmin radar, Garmin GMI 10 instrument display, Garmin XM Weather & N2K depth new 8/2015 Simrad autopilot repeater AP-22 integrated with Garmin plotter Autohelm depth finder repeater CAT engine displays w/alarms Icom M-504 VHF Bennett trim tab controls Twin MMC electronic clutch & throttle controls w/synchronizer Vetus bow thruster controls (10 HP) ACR searchlight controls (2) Wema fuel gauges Ritchie 5" magnetic compass Hydraulic steering Bilge pump monitoring panel w/high water alarm Engine start/stop key switches Windlass remote controls Digital Yacht TV stereo antenna on arch JL Audio 8.8 speakers (2015) JL Audio 10" subwoofer (2015) 12 Volt accessory outlet Windlass control Garmin 4" GMI 10 Marine Instrument Display Custom storage lockers port & starboard Yacht Controller handheld remote, new 8/2015

---

## Lazarette

---

The Lazarette and the Engine Room are reached via walk Transom door from the swim platform.

Lazarette equipment includes: Waste discharge pump AC fluorescent lighting DC incandescent lighting Rudder gear under covered box GFCI outlet Access panels to bilge below Hydraulic pump for Bennett trim tabs Fleet Guard pre filter for engine Racors Racor 900 fuel filters for each engine Racor 500 fuel filters for generator Westerbeke 20 kW generator with sound enclosure, 2217 hours (2) 475 Gallon fuel tanks w/site gauges Access hatch to Aft Deck Algae X fuel condition magnets (2) Spare 4 blade props new & unused custom mounted Vice Rule bilge pump and float switch (new 2016)

---

## Engine Room

---

Tides dripless shaft seals w/mounted spares, new 2016 3" Stainless steel shafts 4 Blade bronze props mains Dual actuator Bennett trim tabs 5 Point oil change system for mains & generator & transmissions (1) 60 BTU Marine Air chiller (chilled water) with soft start, new 2015 Raw water AC pump motor, new 2016 Rheem 25 gallon hot water

heater Airsep crankcase ventilation system (2) Coolant recovery bottles for main engines Racor 500 fuel filter for generator Groco 3" main engine intake strainers w/ball valves AC fluorescent Engine Room lighting DC incandescent Engine Room lighting Groco Freshwater pump, rebuilt 2015 Shaft brushes for bonding Door between Engine Room & Lazarette Fireboy Halon fire controls system (certified in 2015) Engine Room insulation behind aluminum panels (2) Engine Room blowers (3) Fiberglass mufflers Lenze soft start for AC system Hard coat wrapped exhaust risers, (4) Rule 3700 bilge pumps Waste macerator pump with timer switch 4 Step stainless steel & teak tread boarding ladder Freshwater spigot & wash down hose Engine hours 1482 each Engine start panels in Engine Room Engine Room blower After water pump household charcoal filter

## Electrical

12/24 Volt DC electrical system 110/220 Volt DC electrical system Westerbeke 20 KW generator in sound shield – tune up w/new injectors 2016 (2) 4D Gel Cell12V batteries for 24V engine starting, thruster & windlass (2) 8D Gel Cell12V batteries for house service & generator starting 220 volt 50 amp Glendinning cable master w/60' cord in starboard cleat locker Mastervolt 24V/25 amp battery charger for starting batteries Mastervolt Charge 12V/60 Amp battery charger for house batteries Mastervolt 24V/25 amp battery charger for winch & thruster (2) 15 KVA isolation transformer Analog DC volt meter Analog AC volt meter Analog DC amp meters Analog AC amp meter Cable TV/telephone inlets in starboard cleat locker w/50' cord sets Neptunus DC panel with (52) breaker protected circuits w/indicator lights Neptunus 110V panel with (18) breaker protected circuits w/indicator lights Neptunus 220V panel with (8) double pole breaker protected circuits w/indicator lights A/B antenna switch Quicksilver galvanic isolator Fully bonded for electrolysis protection (2) Battery shut off switches in master cabin Centrally located GFCI outlets for ease of resetting at salon electrical panel Water tank gauge at electric panel Waste tank gauge at electric panel

## Construction Details

Solid fiberglass hull below the waterline Actual LOA as delivered from Neptunus 62'2". Actual LOA w/Launch Pad platform 65'6".

## Recent 2015/2016 Improvements:

1) New cutlass bearings 2/15 2) New shaft seals 2/15 3) 1000 Hour service on main engines 2/15 4) New Injectors on generator 7/15 5) New bow hatches 2015 6) New swim platform teak 2015 7) New Launch Pad, hydraulic platform 2015 8) (3) New Garmin multifunction plotters and Garmin XM Weather 2015 9) New Garmin 12 KW radar 2015 10) New 4 zone Fusion stereo with Alpine amps and JL Audio Speakers

11) New Long Range Wifi System 2016 12) New Bimini top windshield to arch 2015 13) New 3/4 enclosure (polycarbonate) 2015 14) New AC chiller 2016 15) (5) Main seacocks removed & rebuilt 2015 16) New Yacht Controller 8/2015 17) All Halogen lights throughout replaced with LED 2015

---

## Remarks

---

With well over \$100K spent on upgrades in the last two years the 60' Neptunus MRS T stands out from similar age motor yachts as an obvious must see vessel.

Expertly maintained behind the Owner's residence, ready to go at a moment's notice!

---

## Exclusions

---

While every effort was made to list all pertinent included equipment aboard MRS T, there are some personal belongings aboard. Prospective purchasers should assume any item not specifically mentioned herein will not convey at closing.

---

## Исключения

---

При продаже яхты исключаются личные вещи владельца.

---

## Отказ от ответственности


---

Компания предоставляет описание судна или яхты добросовестно, но не может гарантировать точность этой информации, а также не ручается за техническое состояние. Покупатель должен проинструктировать своих агентов или оценщиков исследовать представленную информацию более подробно, по собственному желанию. Продажа судна или яхты, изменение цены или снятие с продажи будет происходить без предварительного уведомления.

# ФОТОГРАФИИ

---


**Salon Looking Forward**



**Salon to Port**



**Salon to Starboard**



**Salon TV**




**Salon Table Open**



**Salon Looking Aft**



**Galley Looking Forward**



**Galley**





**Galley Looking to Port**




**Starboard Side Dinette**



**Lower Helm**




**Lower Helm Portside**



**Lower Helm Starboard Side**




**Lower Helm Outboard**



**Companionway**



**Companionway**



**Companionway Laundry**



**Master Looking Aft**



**Master Looking Port**



**Master Looking Starboard**



**Master Looking Forward**



**Master Head Entrance**



**Master Head**



**Master Shower**



**Portside Guest**



**Portside Guest Upper**



**VIP Looking Forward**



**VIP Looking Starboard**




**VIP Looking Port**




**Guest Head**



**Guest Shower**



**Bow**



**Anchor Detail**



**Aft Deck**



**Aft Deck Seating**



**Aft Deck**



**Flybridge Steps**



**Side Decks**



**Side Decks**



**Flybridge Aft**



**Flybridge Aft**



**Flybridge Bar**



**Flybridge Looking Aft**



**Flybridge Aft**



**Helm**




**Helm Port**



**Helm Starboard**



**Yacht Controller**



**Engine/Lazarette Entrance**



**Engine/Lazarette Door**



**Lazarette Looking Forward**



**Lazarette Looking Port**



**Lazarette Looking Starboard**



**Fuel System**



**Engine Room Looking Forward**




**Starboard Engine**



**Port Engine**




**New Chiller**




**Charger**



**Salon Electric Panel**



**Home Dock**



# КОНТАКТЫ

---

Андрей Шестаков (Andrey Shestakov) – ведущий яхтенный брокер отдела продаж яхт и судов компании Shestakov Yacht Sales Inc. Официальный представитель Shestakov Yacht Sales Inc. для русскоговорящих клиентов в центральном офисе компании в Майами/Форт Лодердейл/Флорида/США.

## Контактная информация

---

Email: **andrey@shestakovyachtsales.com**

Web: **[shestakovyachtsales.com](http://shestakovyachtsales.com)**

## Телефоны

---

Краснодарский край: **+7(918)465-66-44**

США, Майами, Флорида: **+1(954)274-4435**

## Время работы

---

Понедельник – Суббота: **9:00 - 21:00** EDT

Воскресенье: **Закрыто**

## Адрес

---



Harbour Towne Marina, 850 NE 3rd St, STE 213, Dania, FL 33004